



Dnyanganga Shikshan Prasarak Mandal, Malwadi Sanchalit,

Shripatrao Chougule Arts and Science College,

Malwadi-Kotoli Tal. Panhala, Dist. Kolhapur

NAAC Accredited 3rd Cycle – CGPA – 2.73 (B+)



Dr. K. S. Chougule
Chairman



Late Shriprav
Chougule (Dada)

Criterion II

Teaching Learning and Evaluation

Key Indicator: 2.6

Student Performances and Learning Outcomes

2.6.2 Attainment of POs and COs are Evaluated



Attainment of Programme Outcomes

Attainment of Programme Outcomes (POs) and Course Outcomes (COs) are calculated by the institution using direct and indirect method. In the direct method, students' performance in the university examinations and internal evaluation is taken into consideration. The university internal evaluation includes seminar presentations, assignment submissions, term-work, oral examinations through which the learning outcomes are measured. In indirect method, student progression and placement are taken into consideration. Course Outcome attainment levels are set for all courses in each program.

The attainment level for course outcomes is defined as follows:

University Examination

- Level 1 : below 45 % of students scoring more than average marks
- Level 2 : 45-60% of students scoring more than average marks
- Level 3 : above 60% of students scoring more than average marks

Internal Examination

- Level 1 : below 60 % of students scoring more than average marks
- Level 2 : 60-80% of students scoring more than average marks
- Level 3 above 80% of students scoring more than average marks

The attainment level for Program Outcomes is defined as follows:

Program outcome Level	Target Attainment
Level 1	0.5-1.0
Level 2	1.0-1.5
Level 3	1.5-2.0
Level 4	2.0-2.5
Level 5	2.5-3.0




PRINCIPAL
 Shripatrao Chougule Arts and
 Science College Malwadi-Kotoli,
 Tal. Panhala, Dist. Kolhapur.

Dnyanganga Shikshan Prasarak Mandal
Shripatrao Chougule Arts and Science College Malwadi-Kotoli



2.6 Attainments of programme outcomes, programme specific outcomes, course outcomes are evaluated by the institution.

Attainment levels (2019-20)

Sr.No.	Departments	Average Attainments	Average attainment by in direct method	80 % of Average Attainment of Course (I)	20 % Average Attainment of indirect method (II)	Average PO Attainment (I+II)	Target Attainment Level
1	Marathi	3	1	2.40	0.60	3	5
2	Hindi	2.9	1	2.32	0.58	2.90	5
3	English	2.06	1	1.64	0.41	2.06	4
4	History	2.28	1	1.82	0.45	2.27	5
5	Political Science	2.84	1	2.27	0.20	2.47	4
6	Sociology	3	1	2.40	0.20	0.60	5
7	Economic	2.84	1	2.27	0.20	2.54	5
8	Geography	2.9	1	2.32	0.20	2.52	5
9	Psychology	1.96	1	1.57	0.39	1.96	3
10	Computer Science	1.84	1	2.40	0.20	2.60	5
11	Chemistry	1.82	1	1.45	0.20	1.65	3
12	Physics	2.55	1	2.04	0.20	2.24	4
13	Microbiology	2.57	1	2.05	0.20	2.25	4
14	Electronics	2.64	1	2.11	0.20	2.31	4
15	Mathematics	1.89	1	1.51	0.20	1.71	3
16	Botany	2.28	1	1.82	0.20	2.02	4



Blind

PRINCIPAL
 Shripatrao Chougule Art's and
 Science College Malwadi-Kotoli,
 Tal. Panhala, Dist. Kolhapur.



Dayanganga Shikshan Prasarak Mandal
Shripatrao Chougule Arts and Science College Malwadi-Kotoli

2.6 Attainments of programme outcomes, programme specific outcomes, course outcomes are evaluated by the institution.

Attainment levels (2020-21)

Sr.No.	Departments	Average Attainments	Average attainment by In direct method	80 % of Average Attainment of Course (I)	20 % Average Attainment of indirect method (II)	Average PO Attainment (I+II)	Target Attainment Level
1	Marathi	2.76	1	2.21	0.55	2.76	5
2	Hindi	2.5	1	2	0.50	2.50	5
3	English	2.52	1	2.01	0.50	2.52	5
4	History	2.44	1	1.95	0.48	2.43	4
5	Political Science	3	1	2.40	0.20	2.60	5
6	Sociology	3	1	2.40	0.20	0.60	5
7	Economic	2.92	1	2.34	0.20	2.54	5
8	Geography	3	1	2.4	0.20	2.6	5
9	Psychology	2.52	1	2.02	0.50	2.52	5
10	Computer Science	3	1	2.40	0.20	0.60	5
11	Chemistry	3	1	2.40	0.20	2.60	5
12	Physics	2.82	1	2.25	0.20	2.45	4
13	Microbiology	2.92	1	2.32	0.20	2.52	5
14	Electronics	2.37	1	2.26	0.20	2.46	4
15	Mathematics	2.82	1	2.26	0.20	2.46	4
16	Botany	3	1	2.40	0.20	0.60	5



Liby
PRINCIPAL
Shripatrao Chougule Art's and
Science College Malwadi-Kotoli,
Tal.Pannah, Dist.Kolhapur.



Dnyanganga Shikshan Prasarak Mandal
Shripatrao Chougule Arts and Science College Malwadi-Kotoli

2.6 Attainments of programme outcomes, programme specific outcomes, course outcomes are evaluated by the institution.

Attainment levels (2021-22)

Sr.No.	Departments	Average Attainments	Average attainment by in direct method	80 % of Average Attainment of Course (I)	20 % Average Attainment of indirect method (II)	Average PO Attainment (I+II)	Target Attainment Level
1	Marathi	2.36	1	1.88	0.48	2.36	4
2	Hindi	3	1	2.40	0.60	3	5
3	English	2.52	1	2.01	0.50	0.52	5
4	History	3	1				
5	Political Science	3	1	2.40	0.20	2.60	5
6	Sociology	3	1	2.40	0.20	0.60	5
7	Economic	3	1	2.40	0.20	0.60	5
8	Geography	2.8	1	2.24	0.20	2.44	4
9	Psychology	2.84	1	2.27	0.57	2.84	5
10	Computer Science	3	1	2.40	0.20	0.60	5
11	Chemistry	3	1	2.40	0.20	2.60	5
12	Physics	3	1	2.40	0.20	0.60	5
13	Microbiology	3	1	2.40	0.20	0.60	5
14	Electronics	2.64	1	2.11	0.20	2.31	4
15	Mathematics	2.73	1	2.18	0.20	2.38	4
16	Botany	3	1	2.40	0.20	0.60	5

16/11
PRINCIPAL
Shripatrao Chougule Art's and
Science College Malwadi-Kotoli
Tal. Pannala, Dist. Kolhapur.



Dnyanganga Shikshan Prasarak Mandal
Shripatrao Chougule Arts and Science College Malwadi-Kotoli

2.6 Attainments of programme outcomes, programme specific outcomes, course outcomes are evaluated by the institution.

Attainment levels (2022-23)

Sr.No.	Departments	Average Attainments	Average attainment by in direct method	80 % of Average Attainment of Course (I)	20 % Average Attainment of indirect method (II)	Average PO Attainment (I+II)	Target Attainment Level
1	Marathi	1.96	1	1.57	0.39	1.96	3
2	Hindi	2.2	1	1.76	0.44	2.20	4
3	English	2.12	1	1.69	0.42	2.12	4
4	History	1.72	1	1.37	0.34	1.71	3
5	Political Science	2.92	1	2.33	0.20	2.53	5
6	Sociology	2.04	1	1.63	0.20	1.83	3
7	Economic	2	1	1.6	0.20	2.80	5
8	Geography	2.9	1	2.32	0.20	2.52	5
9	Psychology	1.88	1	1.50	0.38	1.88	3
10	Computer Science	2.55	1	2.40	0.20	2.39	4
11	Chemistry	2.82	1	2.25	0.20	2.45	4
12	Physics	2.73	1	2.18	0.20	2.38	4
13	Microbiology	1.48	1	1.18	0.20	1.38	2
14	Electronics	2.2	1	1.76	0.20	1.96	3
15	Mathematics	1.6	1	1.28	0.20	1.48	2
16	Botany	2.64	1	2.11	0.20	2.31	5



PRINCIPAL
Shripatrao Chougule Art's and
Science College Malwadi-Kotoli
Tal. Panhala, Dist. Kolhapur

Dnyanganga Shikshan Prasarak Mandal
Shripatrao Chougule Arts and Science College Malwadi-Kotoli



2.6 Attainments of programme outcomes, programme specific outcomes, course outcomes are evaluated by the institution.

Attainment levels (2023-24)

Sr.No.	Departments	Average Attainments	Average attainment by in direct method	80 % of Average Attainment of Course (I)	20 % Average Attainment of indirect method (II)	Average PO Attainment (I+II)	Target Attainment Level
1	Marathi	2.28	1	1.82	0.46	2.28	4
2	Hindi	1.6	1	1.28	0.32	1.60	3
3	English	2.52	1	2.01	0.20	2.52	5
4	History	1.56	1	1.24	0.31	1.55	3
5	Political Science	2.12	1	1.69	0.20	1.89	3
6	Sociology	2.48	1	1.98	0.20	2.18	4
7	Economic	2.6	1	2.08	0.20	2.28	4
8	Geography	3	1	2.4	0.20	2.6	5
9	Psychology	2.04	1	1.63	0.41	2.04	4
10	Computer Science	2.55	1	2.24	0.20	2.44	4
11	Chemistry	1.4	1	1.12	0.20	1.32	2
12	Physics	2.46	1	1.96	0.20	2.16	4
13	Microbiology	2.11	1	1.6	0.20	1.88	3
14	Electronics	1.4	1	1.12	0.20	1.32	2
15	Mathematics	2.37	1	1.90	0.20	2.10	4
16	Botany	1.95	1	1.56	0.20	1.58	3



PRINCIPAL
 Shripatrao Chougule Art's and
 Science College Malwadi-Kotoli
 Tal. Panhala, Dist. Kolhapur



Dnyanganga Shikshan Prasarak Mandal
Shripatrao Chougule Arts and Science College Malwadi-Kotoli

2.6 Attainments of programme outcomes, programme specific outcomes, course outcomes are evaluated by the institution.

Attainment levels (2021-22) M.A.

Sr.No.	Departments	Average Attainments	Average attainment by in direct method	80 % of Average Attainment of Course (I)	20 % Average Attainment of indirect method (II)	Average PO Attainment (I+II)	Target Attainment Level
1	Marathi	1.80	1	1.44	0.36	1.80	3
2	Hindi	2.24	1	1.79	0.44	2.23	4
3	English	2.08	1	1.66	0.42	2.08	5
4	Economics	2.2	1	1.6	0.44	2.04	4
5	Psychology	0.8	1	0.6	0.2	0.8	1

Slide
(Dr. B.S. Slide)



Principal
PRINCIPAL
Shripatrao Chougule Art's and
Science College Malwadi-Kotoli,
Tal.Panhala, Dist.Kolhapur.



Dnyanganga Shikshan Prasarak Mandal
Shripatrao Chougule Arts and Science College Malwadi-Kotoli

2.6 Attainments of programme outcomes, programme specific outcomes, course outcomes are evaluated by the institution.

Attainment levels (2022-23) M.A.

Sr.No.	Departments	Average Attainments	Average attainment by in direct method	80 % of Average Attainment of Course (I)	20 % Average Attainment of indirect method (II)	Average PO Attainment (I+II)	Target Attainment Level
1	Marathi	1.80	1	1.44	0.36	1.80	3
2	Hindi	2.40	1	1.92	0.48	2.40	4
3	English	2.06	1	1.65	0.41	2.06	5
4	Economics	2.1	1	1.6	0.41	2.1	4
5	Psychology	2	1	1.6	0.4	2	3

Shinde
(Dr. B.S. Shinde)



Shinde
PRINCIPAL
Shripatrao Chougule Art's and
Science College Malwadi-Kotoli,
Tal.Panhala, Dist.Kolhapur.




Dnyanganga Shikshan Prasarak Mandal
Shripatrao Chougule Arts and Science College Malwadi-Kotoli

2.6 Attainments of programme outcomes, programme specific outcomes, course outcomes are evaluated by the institution.

Attainment levels (2023-24)

Sr.No.	Departments	Average Attainments	Average attainment by in direct method	80 % of Average Attainment of Course (I)	20 % Average Attainment of indirect method (II)	Average PO Attainment (I+II)	Target Attainment Level
1	Marathi	2.60	1	2.08	0.52	2.60	5
2	Hindi	1.72	1	1.38	0.34	1.72	3
3	English	3	1	2.4	0.20	2.6	5
4	Economics	2.1	1	1.6	0.41	2.1	4
5	Psychology	2	1	1.6	0.4	2	3


(Dr. B. S. Shinde)


PRINCIPAL
Shripatrao Chougule Arts and
Science College Malwadi-Kotoli,
Tal. Panhala, Dist. Kolhapur.

Shripatrao Chougule Arts and Science College
Malwadi-Kotoli



Attainment of Programme Outcomes
Year 2019-20

Programme	Course	Attainment	Average Attainment of Programme
B.A.	Marathi	3	2.64
	Hindi	2.9	
	English	2.06	
	History	2.28	
	Political Science	2.84	
	Sociology	3	
	Economic	2.84	
	Geography	2.9	
	Psychology	1.96	
	B.Sc.	Computer Science	
Chemistry		1.82	
Physics		2.55	
Microbiology		2.57	
Electronics		2.64	
Mathematics		1.89	
Botany		2.28	

Shinde
(Dr. B.S. Shinde)



Shinde
PRINCIPAL
Shripatrao Chougule Art's and
Science College Malwadi-Kotoli,
Tal. Panhala, Dist. Kolhapur.

Shripatrao Chougule Arts and Science College
Malwadi-Kotoli



Attainment of Programme Outcomes
Year 2020-21

Programme	Course	Attainment	Average Attainment of Programme
B.A.	Marathi	2.76	2.74
	Hindi	2.5	
	English	2.52	
	History	2.44	
	Political Science	3	
	Sociology	3	
	Economic	2.92	
	Geography	3	
	Psychology	2.52	
B.Sc.	Computer Science	3	2.84
	Chemistry	3	
	Physics	2.82	
	Microbiology	2.92	
	Electronics	2.37	
	Mathematics	2.82	
	Botany	3	

Shinde
(Dr. B. S. Shinde)




Shinde
PRINCIPAL
Shripatrao Chougule Art's and
Science College Malwadi-Kotoli,
Tal. Panhala, Dist. Kolhapur.

Shripatrao Chougule Arts and Science College
Malwadi-Kotoli




Attainment of Programme Outcomes
Year 2021-22

Programme	Course	Attainment	Average Attainment of Programme
B.A.	Marathi	2.36	2.83
	Hindi	3	
	English	2.52	
	History	3	
	Political Science	3	
	Sociology	3	
	Economic	3	
	Geography	2.8	
	Psychology	2.84	
B.Sc.	Computer Science	3	2.91
	Chemistry	3	
	Physics	3	
	Microbiology	3	
	Electronics	2.64	
	Mathematics	2.73	
	Botany	3	
M.A.	Marathi	1.80	1.90
	Hindi	2.24	
	English	2.08	
	Economic	2.6	
	Psychology	0.8	


C. Dr. Smt. B. S. Shinde




PRINCIPAL
Shripatrao Chougule Art's and
Science College Malwadi-Kotoli,
Tal. Panhala, Dist. Kolhapur.



**Shripatrao Chougule Arts and Science College
Malwadi-Kotoli**

Attainment of Programme Outcomes

Year 2022-23

Programme	Course	Attainment	Average Attainment of Programme
B.A.	Marathi	1.96	2.19
	Hindi	2.2	
	English	2.12	
	History	1.72	
	Political Science	2.92	
	Sociology	2.04	
	Economic	2	
	Geography	2.9	
	Psychology	1.88	
B.Sc.	Computer Science	2.55	2.28
	Chemistry	2.82	
	Physics	2.73	
	Microbiology	1.48	
	Electronics	2.2	
	Mathematics	1.6	
	Botany	2.64	
M.A.	Marathi	1.80	2.07
	Hindi	2.40	
	English	2.06	
	Economic	2.1	
	Psychology	2	

Shinde
(Dr. B.S. Shinde)



Shinde
V.C. Principal
Shripatrao Chougule Arts And Science
College, Malwadi-Kotoli Tal. Panhala



**Shripatrao Chougule Arts and Science College
Malwadi-Kotoli**

Attainment of Programme Outcomes

Year 2023-24

Programme	Course	Attainment	Average Attainment of Programme
B.A.	Marathi	2.28	2.24
	Hindi	1.6	
	English	2.52	
	History	1.56	
	Political Science	2.12	
	Sociology	2.48	
	Economic	2.6	
	Geography	3	
	Psychology	2.04	
B.Sc.	Computer Science	2.55	2.03
	Chemistry	1.4	
	Physics	2.46	
	Microbiology	2.11	
	Electronics	1.4	
	Mathematics	2.37	
	Botany	1.95	
	Marathi	2.60	
Hindi	1.72		
English	3		
Economic	2.1		
Psychology	2		

Dr. B. S. Shinde
Dr. B. S. Shinde



Principal
PRINCIPAL
Shripatrao Chougule Arts and
Science College Malwadi-Kotoli,
Tal. Panhala, Dist. Kolhapur,



Dnyanganga Shikshan Prasark Mandal Malwadi-Sanchalit,
Shripatrao Chougule Arts and Science College Malwadi- Kotoli:
Department of English

2.6 Attainments of programme outcomes, programme specific outcomes, course outcomes are evaluated by the institution.

Attainment levels

For university exams

Level 1	below 45% Students scoring more than 60% marks
Level 2	45-60% Students scoring more than 60% marks
Level 3	≥ 60% Students scoring more than 60% marks


For internal exams


Level 1	Below 60% Students scoring more than 60% marks
Level 2	60-80% Students scoring more than 60% marks
Level 3	above 80% Students scoring more than 60% marks

Program Outcome Level	Target Attainment (Exclusive Method)
Level 1	0.5-1.0
Level 2	1.0-1.5
Level 3	1.5-2.0
Level 4	2.0-2.5
Level 5	2.5-3.0

Department of English

Years	Average Attainments	Average attainment by in direct method	80 % of Average Attainment of Course (I)	20 % Average Attainment of indirect method (II)	Average PO Attainment (I+II)	Target Attainment Level
2019-20	2.06	1	1.648	0.412	2.06	5
2020-21	2.52	1	2.016	0.504	2.52	5
2021-22	2.52	1	2.016	0.504	2.52	5
2022-23	2.12	1	1.696	0.424	2.12	5
2023-24	2.52	1	2.016	0.20	2.52	5


Prof. Dr. B. N. Ravan
(Head, Dept of English)


Shri. H. S. Shirsat
(Assist. Prof. of English)


PRINCIPAL
Shripatrao Chougule Art's and
Science College Malwadi-Kotoli,
Tal. Panhata, Dist. Kolhapur.

Shripatrao Chougule Arts and Science College, Malwadi-Kotioli
 Department of English
 Attainment 2019-20



No.	Name of the Students	CO VII	CO VIII	CO IX	CO X	CO XI	CO XII	CO XIII	CO XIV	CO XV	CO XVI
1	Khot Shubhangi Ananda	23	48	23	27	41	38	31	38	39	43
2	Arande Swarupa Suryakant	23	25	28	30	23	49	31	40	43	43
3	Katkar Ashwini Shridhar	32	33	33	36	32	44	47	27	44	46
4	Kumbhar Radhika Rangrao	27	29	32	33	32	43	35	39	43	43
5	Kamble Ananda Rajaram	25	23	25	26	23	38	31	37	38	41
6	Mane Komal Sadhashiv	23	23	30	30	34	09	09	38	43	44
7	Mane Nishigandha Krishnath	27	26	31	30	25	41	38	38	39	44
8	Patil Snehal Krushnath	29	24	30	30	33	43	38	39	41	44
9	Powar Rashika Madhukar	26	26	31	32	25	43	38	39	44	43
10	Kamble Vrushali ashok	30	30	27	24	28	24	26	29	31	38



Department of English

Calculation for programme outcome Attainment for the year 2019-2020 (B. A. III English)

Attainment of course outcome									
Semester (Theory)	Course Code (Paper No.)	Course Title	% of students above 60 % University Marks	Level of Attainment	80% Attainment above 60 % Internal Marks (I)	% of students above 60 % Internal Marks	Levels of attainment	20 % of Attainment Level in internal exam (II)	Attainment of Course (I+II)
Semester V	Paper VII	Criticism	20.00	1	0.80	100	3	0.60	1.4
	Paper VIII	Introduction to Poetry	30.00	1	0.80	100	3	0.60	1.4
	Paper IX	Introduction to Drama	60.00	3	2.40	100	3	0.60	3
	Paper X	Introduction to Novel	70	3	2.40	100	3	0.60	3
	Paper XI	Language and Linguistics	50.00	2	1.60	100	3	0.60	2.2
Semester VI	Paper XII	Criticism	80.00	3	2.40	100	3	0.60	3
	Paper XIII	Introduction to Poetry	80.00	3	2.40	100	3	0.60	3
	Paper XIV	Introduction to Drama	80.00	3	2.40	100	3	0.60	3
	Paper XV	Introduction to Novel	100	3	2.40	100	3	0.60	3
	Paper XVI	Language and Linguistics	100	3	2.40	100	3	0.60	3
								Total	26
								Average	2.6

Shripatrao Chougule Arts and Science College Malwadi-Kotioli
Department of English
Attainment 2020-21



No.	Name of the Students	CO VII	CO VIII	CO IX	CO X	CO XI	CO XII	CO XIII	CO XIV	CO XV	CO XVI
1	Atigare Snehal Suresh	AB	AB	AB	AB	AB	AB	AB	AB	AB	AB
2	Redekar Vijay Vitthal	34	35	32	40	37	26	26	35	33	35
3	Jadhav Kajal Pandurang	23	26	28	24	23	21	34	32	36	32
4	Kamble Dipali Sardar	30	32	32	29	28	29	43	30	42	20
5	Kumbhar Namrata Keshav	19	30	27	42	35	35	32	29	42	23
6	Magar Akshay Rajaram	33	33	35	46	25	31	33	29	42	28
7	Patil Geeta Madhukar	27	34	37	37	37	37	36	34	33	35
8	Patil Pooja Krushnath	37	26	43	43	40	26	38	33	48	26
9	Patil Shubhangi Krushnath	37	32	38	35	35	32	26	30	39	39
10	Sutar Arati Krishanath	27	22	38	36	26	07	07	07	08	07

Department of English

Calculation for programme outcome Attainment for the year 2020-2021 (B. A. III English)



Attainment of course outcome									
Semester (Theory)	Course Code (Paper No.)	Course Title	% of students above 60 % University Marks	Level of Attainment	80% Attainment above 60 % Internal Marks (I)	% of students above 60 % Internal Marks	Levels of attainment	20 % of Attainment Level in internal exam (II)	Attainment of Course (I+II)
Semester V	Paper VII	Criticism	55.00	2	1.60	100	3	0.60	2.2
	Paper VIII	Introduction to Poetry	66.00	3	2.40	100	3	0.60	3
	Paper IX	Introduction to Drama	77.00	3	2.40	100	3	0.60	3
	Paper X	Introduction to Novel	77	3	2.40	100	3	0.60	3
	Paper XI	Language and Linguistics	55.00	2	1.60	100	3	0.60	2.2
Semester VI	Paper XII	Criticism	44.00	1	0.80	100	3	0.60	1.4
	Paper XIII	Introduction to Poetry	66	3	2.40	100	3	0.60	3
	Paper XIV	Introduction to Drama	66	3	2.40	100	3	0.60	3
	Paper XV	Introduction to Novel	88	3	2.40	100	3	0.60	3
	Paper XVI	Language and Linguistics	44	1	0.80	100	3	0.60	1.4
								Total	25.2
								Average	2.52



Department of English

Calculation for programme outcome Attainment for the year 2021-2022 (B. A. III English)

Attainment of course outcome									
Semester (Theory)	Course Code (Paper No.)	Course Title	% of students above 60 % University Marks	Level of Attainment	80% Attainment above 60 % Internal Marks (I)	% of students above 60 % Internal Marks	Levels of attainment	20 % of Attainment Level in internal exam (II)	Attainment of Course (I+II)
Semester V	Paper VII	Criticism	50.00	2	1.60	100	3	0.60	2.2
	Paper VIII	Introduction to Poetry	25.00	1	0.80	100	3	0.60	1.4
	Paper IX	Introduction to Drama	75.00	3	2.40	100	3	0.60	3
	Paper X	Introduction to Novel	100	3	2.40	100	3	0.60	3
	Paper XI	Language and Linguistics	75.00	3	2.40	100	3	0.60	3
Semester VI	Paper XII	Criticism	50.00	2	1.60	100	3	0.60	2.2
	Paper XIII	Introduction to Poetry	25	1	0.80	100	3	0.60	1.4
	Paper XIV	Introduction to Drama	75	3	2.40	100	3	0.60	3
	Paper XV	Introduction to Novel	100	3	2.40	100	3	0.60	3
	Paper XVI	Language and Linguistics	75	3	2.40	100	3	0.60	3
								Total	25.2
								Average	2.52

Shripatrao Chougule Arts and Science College Malwadi-Kotlioli
Department of English
Attainment 2022-23



No.	Name of the Students	CO VII	CO VIII	CO IX	CO X	CO XI	CO XII	CO XIII	CO XIV	CO XV	CO XVI
1	Bukkam Poonam Krushnath	07	05	07	08	06	06	08	08	08	07
2	Chougule Madhavi Vilas	34	26	29	28	26	28	34	31	37	28
3	Chougule Priyanka Ravindra	36	31	34	31	29	38	39	38	37	30
4	Kumbhar Archana Ramchandra	35	27	30	30	30	30	36	29	38	27
5	Mane Sayali Ashok	31	26	27	26	31	22	27	29	32	28
6	Shelar Swarupa Baliram	33	26	28	27	31	28	35	31	33	31
7	Sutar Archana Bhagwan	33	26	30	26	29	27	34	32	30	28
8	Patil Shweta Yuvraj	23	24	26	31	35	08	27	39	28	25

Department of English

Calculation for programme outcome Attainment for the year 2022-2023 (B. A. III English)



Attainment of course outcome									
Semester (Theory)	Course Code (Paper No.)	Course Title	% of students above 60 % University Marks	Level of Attainment	80% Attainment above 60 % Internal Marks (I)	% of students above 60 % Internal Marks	Levels of attainment	20 % of Attainment Level in internal exam (II)	Attainment of Course (I+II)
Semester V	Paper VII	Criticism	87.05	3	2.40	100	3	0.60	3
	Paper VIII	Introduction to Poetry	12.05	1	0.80	100	3	0.60	1.4
	Paper IX	Introduction to Drama	37.05	1	0.80	100	3	0.60	1.4
	Paper X	Introduction to Novel	37.05	1	0.80	100	3	0.60	1.4
	Paper XI	Language and Linguistics	50.00	2	1.60	100	3	0.60	2.2
Semester VI	Paper XII	Criticism	25	1	0.80	100	3	0.60	1.4
	Paper XIII	Introduction to Poetry	62.5	3	2.40	100	3	0.60	3
	Paper XIV	Introduction to Drama	75	3	2.40	100	3	0.60	3
	Paper XV	Introduction to Novel	75	3	2.40	100	3	0.60	3
	Paper XVI	Language and Linguistics	25	1	0.80	100	3	0.60	1.4
								Total	21.2
								Average	2.12

Shripatrao Chougule Arts and Science College Malwadi-Kotioli
 Department of English
 Attainment 2023-24

Department of English





No.	Name of the Students	CO VII	CO VIII	CO IX	CO X	CO XI	CO XII	CO XIII	CO XIV	CO XV	CO XVI
1	Chougule Sanika Hindurao	25	26	26	24	32	25	26	24	29	17
2	Patil Madhavi Mahadev	25	26	26	24	31	34	33	27	34	17
3	Kamble Pravin Chandrakant	25	26	26	24	31	23	28	23	22	23
4	Kamble Prathmesh Suresh	30	33	44	35	35	35	36	34	41	24
5	Patil Jyoti Jaywant	30	34	37	28	36	36	31	26	41	23
6	Patil Kuldip Sarjerao	31	35	39	34	37	41	38	36	43	23
7	Patil Pooja Shankar	30	34	37	34	31	24	21	22	21	28
8	Patil Rutuja Tanaji	29	28	35	33	32	34	33	30	34	23
9	Patil Sanika Krishnath	31	30	31	25	32	31	31	29	34	24
10	Patil Swati Yuvraj	28	31	36	27	30	31	30	29	30	23
11	Patil Swati Yuvraj	29	30	29	23	29	27	29	27	27	22
12	Patil Swati Yuvraj	31	33	38	28	35	36	35	29	39	24
13	Patil Swati Yuvraj	39	20	23	22	27	26	30	24	28	29
14	Patil Swati Yuvraj	23	24	26	31	35	25	27	39	28	25



Calculation for programme outcome Attainment for the year 2023-2024 (B. A. III English)

Attainment of course outcome									
Semester (Theory)	Course Code (Paper No.)	Course Title	% of students above 60 % University Marks	Level of Attainment	80% Attainment above 60 % Internal Marks (I)	% of students above 60 % Internal Marks	Levels of attainment	20 % of Attainment Level in internal exam (II)	Attainment of Course (I+II)
Semester V	Paper VII	Criticism	50	2	1.60	100	3	0.60	2.2
	Paper VIII	Introduction to Poetry	57	2	2.40	100	3	0.60	3
	Paper IX	Introduction to Drama	50	2	2.40	100	3	0.60	3
	Paper X	Introduction to Novel	35	1	2.40	100	3	0.60	3
	Paper XI	Language and Linguistics	85.71	3	1.60	100	3	0.60	2.2
Semester VI	Paper XII	Criticism	57.14	2	0.80	100	3	0.60	1.4
	Paper XIII	Introduction to Poetry	64	3	2.40	100	3	0.60	3
	Paper XIV	Introduction to Drama	28.57	1	2.40	100	3	0.60	3
	Paper XV	Introduction to Novel	57.14	2	2.40	100	3	0.60	3
	Paper XVI	Language and Linguistics	00	1	0.80	100	3	0.60	1.4
								Total	25.2
								Average	2.52



 Prof. Dr. B.N. Ravan (Head, Dept. of English) Shri. H.S. Shirsat (Assistant Prof. of English)


PRINCIPAL
 Shripatrao Chougule Art's and Science College Malwad-Kotol, Tal. Panhala, Dist. Kolhapur.

Department of English

Calculation for programme outcome Attainment for the year 2023-2024 (B. A. III English)

No.	Name of the Students	CO VII	CO VIII	CO IX	CO X	CO XI	CO XII	CO XIII	CO XIV	CO XV	CO XVI
1	ChouguleSanik aHindurao	25	26	26	24	32	25	26	24	29	17
2	PatilMadhariM ahadev	25	26	26	24	31	34	33	27	34	17
3	KamblePravin Chandrakant	25	26	26	24	31	23	28	23	22	23
4	KatkarPrathme sh Suresh	30	33	44	35	35	35	36	34	41	24
5	PatilJyotiJayw ant	30	34	37	28	36	36	31	26	41	23
6	PatilKuldipSar jerao	31	35	39	34	37	41	38	36	43	23
7	PatilPooja Shankar	30	34	37	34	31	24	21	22	21	28
8	PatilRutujaTan aji	29	28	35	33	32	34	33	30	34	23
9	PatilSanikaKri shnath	31	30	31	25	32	31	31	29	34	24
10	Patil Swati Yuvraj	28	31	36	27	30	31	30	29	30	23
11	PowarGayatriT anaji	29	30	29	23	29	27	29	27	27	22
12	PowarSukanya Yuvraj	31	33	38	28	35	36	35	29	39	24
13	GuravAditiAk aram	39	20	23	22	27	26	30	24	28	29
14	PatilSwetaYuv raj	23	24	26	31	35	25	27	39	28	25

**Dnyanganga Shikshan Prasarak Mandal Malwadi-Sanchalit,
Shripatrao Chougule Arts and Science College Malwadi-Kotlioli:**

2.6 Attainments of programme outcomes, programme specific outcomes, course outcomes are evaluated by the Institution.

Department of History

Attainment levels

For university exams

Level 1	below 45% Students scoring more than 60% marks
Level 2	45-60% Students scoring more than 60% marks
Level 3	≥ 60% Students scoring more than 60% marks

For internal exams

Level 1	below 60% Students scoring more than 60% marks
Level 2	60-80% Students scoring more than 60% marks
Level 3	above 80% Students scoring more than 60% marks

Program Outcome Level	Target Attainment (Exclusive Method)
Level 1	0.5-1.0
Level 2	1.0-1.5
Level 3	1.5-2.0
Level 4	2.0-2.5
Level 5	2.5-3.0

Department of History

Years	Average Attainments	Average attainment by in direct method	80 % of Average Attainment of Course (I)	20 % Average Attainment of indirect method (II)	Average PO Attainment (I+II)	Target Attainment Level
2023-24	1.56	1	1.24	0.312	1.55	3
2022-23	1.72	1	1.37	0.344	1.71	3
2021-22	3.00	1	2.40	0.60	3.00	5
2020-21	2.44	1	1.95	0.488	2.43	4
2019-20	2.28	1	1.82	0.456	2.27	5

MA

Dr. Uma Uttara Patil
Assistant Professor & Head
Department of History
Shripatrao Chougule Arts and Science College
Malwadi, Kotoli, Tal. Panhala, Dist. Kolhapur



MA

PRINCIPAL
Shripatrao Chougule Art's and
Science College Malwadi-Kotoli,
Tal. Panhala, Dist. Kolhapur.



Department of History

Calculation for programme outcome Attainment for the year 2023-2024 (B. A. III History)

Attainment of Course outcome									
Semester (Theory)	Course Code (Paper No.)	Course Title	% of students above 60% University Marks	Level of Attainment	80% Attainment above 60% Internal Marks (I)	% of students above 60% Internal Marks	Levels of attainments	20 % of Attainment Level in Internal exam (II)	Attainment of Course (I+II)
Semester V	Paper VII	Early India (from beginning to 4th c. BC)	60.00	3	2.40	100	3	0.60	3
	Paper VIII	History of Medieval India (1206-1526AD)	10.00	1	0.80	100	3	0.60	1.40
	Paper IX	Age of Revolutions	10.00	1	0.80	100	3	0.60	1.40
Semester VI	Paper X	Political History of the Marathas	0.00	1	0.80	100	3	0.60	1.40
	Paper XI	History :its Theory	40.00	1	0.80	100	3	0.60	1.40
	Paper XII	Ancient India (From 4th C. BC to 7th C.AD)	30.00	1	0.80	100	3	0.60	1.40
	Paper XIII	History of Medieval India (1526-1707)	40.00	1	0.80	100	3	0.60	1.40
	Paper XIV	Making of the Modern World (16th to 19th Century)	10.00	1	0.80	100	3	0.60	1.40
	Paper XV	Polity, Economy and Society under the Marathas	20.00	1	0.80	100	3	0.60	1.40
	Paper XVI	Methods and Applications of History	30.00	1	0.80	100	3	0.60	1.40
								Total	15.60
								Average	1.56



Department of History

Calculation for programme outcome Attainment for the year 2022-2023 (B. A. III History)

Attainment of Course outcome									
Semester (Theory)	Course Code (Paper No.)	Course Title	% of students above 60 % University Marks	Level of Attainment	80% Attainment above 60 % Internal Marks (I)	% of students above 60 % Internal Marks	Levels of attainments	20 % of Attainment Level in Internal exam (II)	Attainment of Course (I+II)
Semester V	Paper VII	Early India (from beginning to 4th c. BC)	38.46	1	0.80	100	3	0.60	1.40
	Paper VIII	History of Medieval India (1206-1526AD)	23.07	1	0.80	100	3	0.60	1.40
	Paper IX	Age of Revolutions	30.76	1	0.80	100	3	0.60	1.40
Semester VI	Paper X	Political History of the Marathas	15.38	1	0.80	100	3	0.60	1.40
	Paper XI	History: Its Theory	61.53	3	2.40	100	3	0.60	3
	Paper XII	Ancient India (From 4th C. BC to 7th C.AD)	15.38	1	0.80	100	3	0.60	1.40
	Paper XIII	History of Medieval India (1526-1707)	38.46	1	0.80	100	3	0.60	1.40
	Paper XIV	Making of the Modern World (16th to 19th Century)	07.69	1	0.80	100	3	0.60	1.40
	Paper XV	Polity, Economy and Society under the Marathas	38.46	1	0.80	100	3	0.60	1.40
	Paper XVI	Methods and Applications of History	84.61	3	2.40	100	3	0.60	3
								Total	17.20
								Average	1.72

Department of History

Calculation for programme outcome Attainment for the year 2021-2022 (B. A. III History)

Attainment of Course outcome									
Semester (Theory)	Course Code (Paper No.)	Course Title	% of students above 60 % University Marks	Level of Attainment	80% Attainment above 60 % Internal Marks (I)	% of students above 60 % Internal Marks	Levels of attainments	20 % of Attainment Level in Internal exam (II)	Attainment of Course (I+II)
Semester V	Paper VII	Early India (from beginning to 4th c. BC)	81.25	3	2.40	100	3	0.60	3
	Paper VIII	History of Medieval India (1206-1526AD)	87.50	3	2.40	100	3	0.60	3
	Paper IX	Age of Revolutions	100.	3	2.40	100	3	0.60	3
Semester VI	Paper X	Political History of the Marathas	68.75	3	2.40	100	3	0.60	3
	Paper XI	History :Its Theory	68.75	3	2.40	100	3	0.60	3
	Paper XII	Ancient India (From 4th C. BC to 7th C.AD)	100.	3	2.40	100	3	0.60	3
	Paper XIII	History of Medieval India (1526-1707)	93.75	3	2.40	100	3	0.60	3
	Paper XIV	Making of the Modern World (16th to 19th Century)	81.25	3	2.40	100	3	0.60	3
	Paper XV	Polity, Economy and Society under the Marathas	100.	3	2.40	100	3	0.60	3
	Paper XVI	Methods and Applications of History	93.75	3	2.40	100	3	0.60	3
								Total	30.00
								Average	3.00



Department of History

Calculation for programme outcome Attainment for the year 2020-2021 (B. A. III History)

Attainment of Course outcome									
Semester (Theory)	Course Code (Paper No.)	Course Title	% of students above 60 % University Marks	Level of Attainment	80% Attainment above 60 % Internal Marks (I)	% of students above 60 % Internal Marks	Levels of attainments	20 % of Attainment Level in Internal exam (II)	Attainment of Course (I+II)
Semester V	Paper VII	Early India (from beginning to 4th c. BC)	57.14	2	1.60	100	3	0.60	2.2
	Paper VIII	History of Medieval India (1206-1526AD)	78.57	3	2.40	100	3	0.60	3
	Paper IX	Age of Revolutions	85.71	3	2.40	100	3	0.60	3
Semester VI	Paper X	Political History of the Marathas	64.28	3	2.40	100	3	0.60	3
	Paper XI	History: Its Theory	35.71	1	0.80	100	3	0.60	1.40
	Paper XII	Ancient India (From 4th C. BC to 7th C. AD)	71.42	3	2.40	100	3	0.60	3
	Paper XIII	History of Medieval India (1526-1707)	42.85	1	0.80	100	3	0.60	1.40
	Paper XIV	Making of the Modern World (16th to 19th Century)	71.42	3	2.40	100	3	0.60	3
	Paper XV	Polity, Economy and Society under the Marathas	21.42	1	0.80	100	3	0.60	1.40
	Paper XVI	Methods and Applications of History	78.57	3	2.40	100	3	0.60	3
								Total	24.40
								Average	2.44



Shripatrao Chougule Arts And Science College Malwadi -Kotoli

Department of History

Attainment 2019-20

Sr. No	Name of Student	Sem-V					Sem-VI				
		CO VII	Co VIII	Co IX	Co X	Co XI	Co XII	Co XIII	Co XIV	Co XV	Co XVI
1	Patil Akash Rargrao	24	28	25	27	30	24	40	35	42	43
2	Atigre Vanita Maruti	37	35	25	25	35	31	44	35	45	47
3	Dashte Mahadev Balu	26	31	29	32	39	31	47	37	41	47
4	Kamble Ajay Bajirao	22	27	26	24	26	33	43	31	41	45
5	Katkar Tejaswini sanjay	25	26	28	27	29	30	44	30	44	44
6	Mandavkar Ananda Rajaram	22	24	22	21	26	38	38	29	41	43
7	Patil Nilam Maruti	37	33	30	31	32	41	41	35	42	47
8	Patil Sudhir Maruti	37	32	34	36	39	47	45	48	44	47
9	Patil Sujit Dhanaji	25	27	22	24	26	29	42	42	41	45
10	Savant Prashant Raju	27	28	31	28	35	34	45	35	42	43
11	Shelar Pooja Maruti	24	20	24	23	28	33	44	30	44	44
12	Teli Pratibha shamarao	28	24	25	25	35	36	47	31	43	41



Calculation for programme outcome Attainment for the year 2019-2020 (B. A. III History)

Attainment of Course outcome									
Semester (Theory)	Course Code (Paper No.)	Course Title	% of students above 60 % University Marks	Level of Attainment	80% Attainment above 60 % Internal Marks (I)	% of students above 60 % Internal Marks	Levels of attainments	20 % of Attainment Level in Internal exam (II)	Attainment of Course (I+II)
Semester V	Paper VII	History of Ancient India (from Prehistory to 3rd c.BC)	25.00	1	0.80	100	3	0.60	1.40
	Paper VIII	Political History of Medieval India (1206-1526AD)	33.33	1	0.80	100	3	0.60	1.40
	Paper IX	India Since Independence-I	25.00	1	0.80	100	3	0.60	1.40
Semester VI	Paper X	History of the Marathas(1707-1818)	25.00	1	0.80	100	3	0.60	1.40
	Paper XI	Introduction to Historiography	58.33	2	1.60	100	3	0.60	2.20
	Paper XII	History of Ancient India (From 3 C. BC to 7th C.AD)	83.33	3	2.40	100	3	0.60	3
	Paper XIII	Socio-Economic and Cultural History of Medieval India (1526-1707 A. D.)	100	3	2.40	100	3	0.60	3
	Paper XIV	India Since Independence-II	91.66	3	2.40	100	3	0.60	3
	Paper XV	Modern Maharashtra (1960 to 2000)	100	3	1.60	100	3	0.60	3
	Paper XVI	Applications of History	100	3	2.40	100	3	0.60	3
								Total	22.80
								Average	2.28



Dr. K. S. Chougule
Chairman



Dnyanganga Shikshan Prasarak Mandal, Malwadi Sanchalit

Shripatrao Chougule Arts and Science College,

Malwadi Kotoli, Tal. Panhala, Dist. Kolhapur

NAAC Accredited 3rd Cycle – CGPA – 2.73 (B+)



Late Shripatrao
Chougule (Dada)

Department of Political Science

2.6 Attainments of programme outcomes, programme specific outcomes, course outcomes are evaluated by the institution.

Attainment levels

For University exams

Level 1	below 45% Students scoring more than 60% marks
Level 2	45-60% Students scoring more than 60% marks
Level 3	≥ 60% Students scoring more than 60% marks

For internal exams

Level 1	below 60% Students scoring more than 60% marks
Level 2	60-80% Students scoring more than 60% marks
Level 3	above 80% Students scoring more than 60% marks



Program Outcome Level	Target Attainment (Exclusive Method)
Level 1	0.5-1.0
Level 2	1.0-1.5
Level 3	1.5-2.0
Level 4	2.0-2.5
Level 5	2.5-3.0

Department of Political Science

Years	Average Attainments	Average attainment by in direct method	80 % of Average Attainment of Course (I)	20 % Average Attainment of indirect method (II)	Average PO Attainment (I+II)	Target Attainment Level
2019-2020	2.84	1	2.27	0.20	2.47	4
2020-2021	3	1	2.40	0.20	2.60	5
2021-2022	3	1	2.40	0.20	2.60	5
2022-2023	2.92	1	2.33	0.20	2.53	5
2023-2024	2.12	1	1.69	0.20	1.89	3

uad
Shri. U. N. Lad

Assistant Professor
Department of Political Science
Shripatrao Chougule Arts and
Science College, Malwadi-Kotoli

[Signature]
PRINCIPAL

Shripatrao Chougule Art's and
Science College Malwadi-Kotoli,
Tal. Panhala, Dist. Kolhapur.

Shripatrao Chougule Arts And Science College
Malwadi-Kotoli
 Department of Political Science
 Attainment 2019-20



Sr.No	Name of Student	Sem V					Sem VI				
		Paper No.					Paper No.				
		7	8	9	10	11	12	13	14	15	16
1	Chougule Rohit Jotiram	39	31	34	31	44	45	41	40	42	41
2	Udale Saurabh Prakash	35	26	37	40	41	45	39	38	42	41
3	Patil Shilpa Bhimrao	33	26	24	32	39	40	43	38	44	43
4	Kumbhar Shivani Balwant	31	23	28	28	37	40	43	336	42	43
5	Vichare Anita Ramchandra	36	32	39	42	41	42	40	38	42	43
6	Patil Anita Shankar	47	44	43	39	38	43	37	38	42	39
7	Redekar Supriya Rajaram	37	26	34	37	41	44	40	38	44	43
8	Redek Sarika Shripati	32	25	30	29	35	42	42	39	44	38
9	Udale Pavankumar Arjun	37	35	40	41	43	45	41	39	42	39
10	Khopkar Rakesh Bandopant	Ab	Ab	Ab	Ab	Ab	Ab	Ab	Ab	Ab	Ab
11	Kadam Rushikesh Sarjerao	Ab	Ab	Ab	Ab	Ab	Ab	Ab	Ab	Ab	Ab
12	Shevale Sarita Dadu	33	24	34	34	40	42	41	40	42	39
13	Khot Anuradha Balwant	23	24	29	25	37	42	41	40	40	41
14	Shinde Pardeep Bajirao	25	23	32	27	37	38	40	39	44	44
15	More Akshay Krushanath	Ab	Ab	Ab	Ab	Ab	Ab	Ab	Ab	Ab	Ab
16	Chougule Arun Hindurao	23	26	33	36	38	43	42	39	42	42

Department of Political Science

Calculation for programme outcome Attainment for the year 2019-2020



(B. A. III Political Science)

Attainment of course outcome									
Semester (Theory)	Course Code (Paper No.)	Course Title	% of students above 60 % University Marks	Level of Attainment	80% Attainment above 60 % Internal Marks (I)	% of students above 60 % Internal Marks	Levels of attainments	20 % of Attainment Level in internal exam (II)	Attainment of Course (I+II)
Semester V	Paper VII	Modern Government	76.92	3	2.40	100	3	0.60	3
	Paper VIII	Public Administration	30.70	1	0.80	100	3	0.60	1.4
	Paper IX	International Politics	76.12	3	2.40	100	3	0.60	3
	Paper X	Constitution of United States of America	69.23	3	2.40	100	3	0.60	3
	Paper XI	Classical Western Political Thought	100	3	2.40	100	3	0.60	3
Semester VI	Paper XII	Modern Political Concepts	100	3	2.40	100	3	0.60	3
	Paper XIII	Administrative Thinkers	100	3	2.40	100	3	0.60	3
	Paper XIV	Foreign Policy of India	100	3	2.40	100	3	0.60	3
	Paper XV	Constitution of China & Sweden	100	3	2.40	100	3	0.60	3
	Paper XVI	Modern Western Political Thought	100	3	2.40	100	3	0.60	3
								Total	28.4
								Average	2.84

Shripatrao Chougule Arts And Science College
Malwadi-Kotoli
 Department of Political Science
 Attainment 2020-21



Sr.No	Name Of Student	Sem V					Sem VI				
		Paper No.					Paper No.				
		7	8	9	10	11	12	13	14	15	16
1	Jadhav Abhijeet Sarjerao	31	37	33	29	37	38	46	37	36	43
2	Jadhav Ramdas Devappa	34	46	34	35	41	38	45	38	37	43
3	Kadam Shital Bajirao	23	30	24	27	39	26	39	34	25	41
4	Kamble Suyash Akkaram	Ab	Ab	Ab	Ab	Ab	Ab	Ab	Ab	Ab	Ab
5	Khot Sushant Sanjay	31	49	48	38	38	37	42	38	29	44
6	Lavhate Ashwini Maruti	37	35	41	34	38	43	32	41	31	38
7	Nikam Jyoti Dipak	Ab	Ab	Ab	Ab	Ab	Ab	Ab	Ab	Ab	Ab
8	Patil Kaushlya Krushnat	32	49	49	39	37	38	47	35	36	44
9	Patil Shital Shivaji	30	30	41	32	46	34	47	39	35	40
10	Patil Shubdha Balasao	35	30	38	23	41	38	41	30	24	37
11	Patil Suraj Rangrao	27	39	30	34	23	39	43	33	31	42
12	Patil Vaishnavi Janardan	32	47	44	38	38	40	49	32	35	37
13	Sathe Suraj Bhikaji	25	35	35	33	37	36	40	35	31	37
14	Udale Vidya Vilas	30	40	36	36	38	42	45	37	33	39
15	Vhankhande Shital Ramesh	23	43	32	30	32	Ab	Ab	Ab	Ab	Ab



Department of Political Science
Calculation for programme outcome Attainment for the year 2020-2021
(B. A. III Political Science)

Attainment of course outcome									
Semester (Theory)	Course Code (Paper No.)	Course Title	% of students above 60 % University Marks	Level of Attainment	80% Attainment above 60 % Internal Marks (I)	% of students above 60 % Internal Marks	Levels of attainments	20 % of Attainment Level in internal exam (II)	Attainment of Course (I+II)
Semester V	Paper VII	Political Theory	69.23	3	2.40	100	0.60	3	3
	Paper VIII	Public Administration	100	3	2.40	100	0.60	3	3
	Paper IX	International Politics	92.30	3	2.40	100	0.60	3	3
	Paper X	Comparative Politics	92.30	3	2.40	100	0.60	3	3
	Paper XI	Western Political Thought-I	76.92	3	2.40	100	0.60	3	3
Semester VI	Paper XII	Modern Political Concepts	91.66	3	2.40	100	0.60	3	3
	Paper XIII	Politics & Movements in Maharashtra	100	3	2.40	100	0.60	3	3
	Paper XIV	Foreign Policy of India	100	3	2.40	100	0.60	3	3
	Paper XV	Comparative Government (With Special Reference to UK & USA)	75	3	2.40	100	0.60	3	3
	Paper XVI	Western Political Thought - II	100	3	2.40	100	0.60	3	3
								Total	30
								Average	3



Shripatrao Chougule Arts And Science College
Malwadi-Kotoli
Department of Political Science
Attainment 2021-2022

Sr.No	Name Of Student	Sem V					Sem VI				
		Paper No.					Paper No.				
		7	8	9	10	11	12	13	14	15	16
1	Bidkar Omkar Krushnat	27	33	39	44	41	36	44	32	43	28
2	Darekar Anil Mahadev	30	31	32	32	34	29	34	34	38	31
3	Desai Ashwini Prakash	39	40	33	45	40	27	34	36	38	30
4	Jadhav Pratiksha Babsao	23	32	30	30	37	29	28	28	36	29
5	Jadhav Utkarsh Krushnat	45	27	35	28	23	29	39	32	44	32
6	Kamble Poornima Mohan	22	27	40	38	33	Ab	Ab	Ab	Ab	Ab
7	Kumbhar Omkar Rajaram	31	32	43	31	38	33	27	30	39	30
8	Lavhate Pratiksha Sanjay	31	34	30	39	42	33	32	33	39	30
9	Lavhate Tushar Mahadev	31	41	38	38	33	34	40	36	42	36
10	Mullani Guljar Bhola	27	31	35	36	28	34	28	33	42	37
11	Parit Amruta Sambhaji	38	34	43	39	40	37	31	33	40	39
12	Patil Parth Dattare	32	39	37	42	41	30	39	31	44	35
13	Patil Sachin Dagdu	25	29	38	37	36	31	43	35	42	35
14	Patil Sudarshan Shankar	40	40	38	43	39	38	39	31	44	31
15	Redekar Divya Nivas	26	39	33	31	32	35	30	33	36	38
16	Vichare Omkar Balu	31	31	37	27	39	34	39	33	43	33

Department of Political Science
 Calculation for programme outcome Attainment for the year 2021-2022
 (B. A. III Political Science)

Attainment of course outcome									
Semester (Theory)	Course Code (Paper No.)	Course Title	% of students above 60 % University Marks	Level of Attainment	80% Attainment above 60 % Internal Marks (I)	% of students above 60 % Internal Marks	Levels of attainments	20 % of Attainment Level in internal exam (II)	Attainment of Course (I+II)
Semester V	Paper VII	Political Theory	62.5	3	2.40	100	0.60	3	3
	Paper VIII	Public Administration	81.25	3	2.40	100	0.60	3	3
	Paper IX	International Politics	100	3	2.40	100	0.60	3	3
	Paper X	Comparative Politics	87.5	3	2.40	100	0.60	3	3
	Paper XI	Western Political Thought-I	87.5	3	2.40	100	0.60	3	3
Semester VI	Paper XII	Modern Political Concepts	73.33	3	2.40	100	0.60	3	3
	Paper XIII	Politics & Movements in Maharashtra	80	3	2.40	100	0.60	3	3
	Paper XIV	Foreign Policy of India	93.33	3	2.40	100	0.60	3	3
	Paper XV	Comparative Government (With Special Reference to UK & USA)	100	3	2.40	100	0.60	3	3
	Paper XVI	Western Political Thought - II	86.67	3	2.40	100	0.60	3	3
								Total	30
								Average	3

Shripatrao Chougule Arts And Science College
Malwadi-Kotoli
 Department of Political Science
 Attainment 2022-2023



Sr.No	Name Of Student	Sem V					Sem VI				
		Paper No.					Paper No.				
		7	8	9	10	11	12	13	14	15	16
1	Kadam Ashutosh Shivaji	21	29	21	28	31	25	33	29	26	40
2	Patil Vaishnavi Dattatray	28	28	24	28	24	24	28	28	36	28
3	Powar Namrata Mahadev	24	25	24	30	33	27	35	29	28	37
4	Gavali Abhishek Deepak	33	39	40	29	43	34	37	42	28	42
5	Desai Aashapakulla Dadabilal	34	41	39	44	39	34	43	41	32	40
6	Jadhav Shridhar Dilip	32	30	32	37	35	31	34	41	25	32
7	Kamble Shubham Krishnat	36	26	32	35	33	27	30	38	24	38
8	Lavhate Komal Krushnat	34	26	28	29	39	25	30	32	28	36
9	Lavhate Shubhangi Shahaji	38	39	41	42	45	34	29	41	29	44
10	Patil Geeta Krushnat	38	44	42	42	45	43	46	46	36	43
11	Patil Pallavi Mansing	37	42	39	41	45	40	46	46	46	34
12	Patil Pranoti Rajaram	38	43	36	41	45	42	46	46	47	46
13	Patil Vaishnvi Udaysing	41	44	44	46	45	46	44	46	46	46
14	Powar Nayan Mahadev	25	35	27	39	34	34	37	39	25	28
15	Sankpal Anuradha Shahaji	32	35	29	40	38	36	42	45	40	31
16	Sutar Suraj Bhikaji	33	34	35	32	43	33	40	41	32	38
17	Udale Digvijay Namdev	29	27	31	38	31	27	39	40	41	41



Department of Political Science
Calculation for programme outcome Attainment for the year 2022-2023
(B. A. III Political Science)

Attainment of course outcome									
Semester (Theory)	Course Code (Paper No.)	Course Title	% of students above 60 % University Marks	Level of Attainment	80% Attainment above 60 % Internal Marks (I)	% of students above 60 % Internal Marks	Levels of attainments	20 % of Attainment Level in internal exam (II)	Attainment of Course (I+II)
Semester V	Paper VII	Political Theory	70.58	3	2.40	100	0.60	3	3
	Paper VIII	Public Administration	64.70	3	2.40	100	0.60	3	3
	Paper IX	International Politics	64.70	3	2.40	100	0.60	3	3
	Paper X	Comparative Politics	76.47	3	2.40	100	0.60	3	3
	Paper XI	Western Political Thought-I	94.11	3	2.40	100	0.60	3	3
Semester VI	Paper XII	Modern Political Concepts	64.70	3	2.40	100	0.60	3	3
	Paper XIII	Politics & Movements in Maharashtra	88.23	3	2.40	100	0.60	3	3
	Paper XIV	Foreign Policy of India	82.35	3	2.40	100	0.60	3	3
	Paper XV	Comparative Government (With Special Reference to UK & USA)	52.94	2	1.60	100	0.60	3	2.2
	Paper XVI	Western Political Thought - II	88.23	3	2.40	100	0.60	3	3
								Total	29.2
								Average	2.92



Shripatrao Chougule Arts And Science College
Malwadi-Kotoli
Department of Political Science
Attainment 2023-2024

Sr.No	Name Of Student	Sem V					Sem VI				
		Paper No.					Paper No.				
		7	8	9	10	11	12	13	14	15	16
1	Atigare Suraj Bhikaji	33	27	25	25	21	30	31	28	38	25
2	Chougule Vijay Mohan	30	25	22	30	26	Ab	35	32	Ab	27
3	Dhob Maya Dhondiram	30	31	30	26	23	29	38	23	38	31
4	Kamble Rohini Babasao	27	29	22	25	28	24	28	25	29	24
5	Kamble Siddhart Sardar	27	31	24	29	22	31	27	30	31	31
6	Kamble Valbhav Anil	30	29	24	17	21	25	31	32	31	27
7	Nikam Swapnil Dilip	34	31	24	22	22	28	37	31	32	31
8	Patil Dighambar Arun	31	26	23	24	22	26	31	30	31	28
9	Patil Rushikesh Dilip	31	29	25	21	29	28	38	27	32	31
10	Patil Raturaj Bhimrao	25	28	26	16	22	25	29	30	31	24
11	Sambare Omkar Suresh	31	25	25	23	31	25	30	31	35	30

Department of Political Science
Calculation for programme outcome Attainment for the year 2023-2024
(B. A. III Political Science)

Attainment of course outcome									
Semester (Theory)	Course Code (Paper No.)	Course Title	% of students above 60 % University Marks	Level of Attainment	80% Attainment above 60 % Internal Marks (I)	% of students above 60 % Internal Marks	Levels of attainments	20 % of Attainment Level in internal exam (II)	Attainment of Course (I+II)
Semester V	Paper VII	Political Theory	72.22	3	2.40	100	0.60	3	3
	Paper VIII	Public Administration	27.72	1	0.80	100	0.60	3	1.4
	Paper IX	International Politics	9.09	1	0.80	100	0.60	3	1.4
	Paper X	Comparative Politics	9.09	1	0.80	100	0.60	3	1.4
	Paper XI	Western Political Thought-I	0.09	1	0.80	100	0.60	3	1.4
Semester VI	Paper XII	Modern Political Concepts	20	1	0.80	100	0.60	3	1.4
	Paper XIII	Politics & Movements in Maharashtra	72.72	3	2.40	100	0.60	3	3
	Paper XIV	Foreign Policy of India	63.63	3	2.40	100	0.60	3	3
	Paper XV	Comparative Government (With Special Reference to UK & USA)	90	3	2.40	100	0.60	3	3
	Paper XVI	Western Political Thought - II	45.45	2	1.60	100	0.60	3	2.2
								Total	21.2
								Average	2.12

U. N. Lad
Shri. U. N. Lad
Assistant Professor
Department of Political Science
Shripatrao Chougule Arts and
Science College, Malwadi, Kolhapur.

Principal
PRINCIPAL
Shripatrao Chougule Arts and
Science College Malwadi-Kolhapur,
Tal. Panhala, Dist. Kolhapur.



Dnyanganga Shikshan Prasarak Mandal Malwadi Sanchalit

Shripatrao Chougule Arts and Science College Malwadi- Kotoli
Department of Economics

2.6 Attainments of programme outcomes, programme specific outcomes, course outcomes are evaluated by the institution.

Attainment levels

For University Exams

Level 1	below 45% Student scoring more than 60% marks
Level 2	45-60% Student scoring more than 60% marks
Level 3	≥60% Student scoring more than 60% marks

For Internal Exams

Level 1	below 45% Student scoring more than 60% marks
Level 2	45-60% Student scoring more than 60% marks
Level 3	≥60% Student scoring more than 60% marks

Program Outcome Level	Target Attainment (Exclusive Method)
Level 1	0.5-1.0
Level 2	1.0-1.5
Level 3	1.5-2.0
Level 4	2.0-2.5
Level 5	2.5-3.0

Department of Economics

Years	Average Attainments	Average attainment by in direct method	80 % of Average Attainment of Course (I)	20 % Average Attainment of indirect method (II)	Average PO Attainment (I+II)	Target Attainment Level
2023-24	2.6	1	2.08	0.20	2.28	4
2022-23	2.00	1	1.6	0.20	2.80	5
2021-22	3.00	1	2.40	0.20	2.60	5
2020-21	2.92	1	2.34	0.20	2.54	5
2019-20	2.84	1	2.27	0.20	2.47	4

M.H. Patil
(Mr. Smt. M. H. Patil)

[Signature]
PRINCIPAL
Shripatrao Chougule Art's and
Science College Malwadi-Kotoli,
Tal. Panhata, Dist. Kolhapur.

Shripatrao Chougule Arts and Science College Malwadi-Kotoli

Department of Economics
Attainment 2023-24



No	Name of Student	CO VII	CO VIII	CO IX	CO X	CO XI	CO XII	CO XIII	CO XIV	CO XV	CO XVI
1	Patil Sanjana Sardar	22	27	34	22	31	13	28	21	26	29
2	Bhonsale Amruta Prakash	24	27	33	19	31	23	28	29	31	30
3	Chavan Supriya Shivaji	35	36	31	31	38	29	34	35	32	27
4	Kamble Sourabh Rauji	25	24	18	26	21	22	22	28	28	29
5	Magar Rutuja Digambar	23	30	34	27	31	24	25	30	29	29
6	Patil Bajrang Bandopant	24	26	28	26	27	24	29	35	25	28
7	Patil Bhakti Balwant	28	31	29	28	27	28	33	35	32	32
8	Patil Kumar rajaram	27	29	25	30	32	26	31	31	29	31
9	Patil Pallavi Shantaram	24	32	29	23	33	29	30	32	30	30

Department of Economics

Calculation for programme outcome Attainment for the year 2023-2024 (B.A. III
Economics)



Attainment of course outcome									
Semester (Theory)	Course Code (Paper No.)	Course Title	% of students above 60 % University Marks	Level of Attainment	80% Attainment above 60 % Internal Marks (I)	% of students above 60 % Internal Marks	Levels of attainments	20 % of Attainment Level in internal exam (II)	Attainment of Course (I+II)
Sem-V	Paper VII	Principles of Micro Economics-I	11.11	1	0.80	100	3	0.60	2
	Paper VIII	Economics of Development	44.44	1	0.80	100	3	0.60	2
	Paper IX	International Economics-I	44.44	1	0.80	100	3	0.60	2
	Paper X	Research Methodology in Economics-I	22.22	1	0.80	100	3	0.60	2
	Paper XI	History of Economic Thoughts-I	66.66	3	2.40	100	3	0.60	5
Semester VI	Paper XII	Principles of Micro Economics-II	00.00	1	0.80	100	3	0.60	2
	Paper XIII	Economics of Planning	44.44	1	0.80	100	3	0.60	2
	Paper XIV	International Economics-II	66.66	3	2.40	100	3	0.60	5
	Paper XV	Research Methodology in Economics-II	44.44	1	0.80	100	3	0.60	2
	Paper XVI	History of Economic Thoughts-I	44.44	1	0.80	100	3	0.60	2
								Total	26
								Average	2.6

Shripatrao Chougule Arts and Science College Malwadi-Kotoli

**Department of Economics
Attainment 2022-23**



No.	Name of Student	CO VII	CO VIII	CO IX	CO X	CO XI	CO XII	CO XIII	CO XIV	CO XV	CO XVI
1	Redekar Anita Vilas	28	23	26	23	24	26	27	26	27	24
2	Kharnde Suraj Ganapati	22	22	22	23	16	24	24	24	25	16
3	Jangam Shubham Virupaksh	22	22	22	25	19	22	23	22	24	17
4	Chougule Prathamesh Prakash	27	26	25	23	22	22	25	25	26	17
5	Gurav Sujay Sambhaji	27	26	24	24	30	21	25	23	26	16
6	Jadhav Anushka Sashikant	34	36	41	26	29	37	29	32	27	29
7	Jadhav Prajakta Raghunath	36	34	36	34	26	37	31	29	30	28
8	Jadhav Shivshardul Ashok	23	25	37	27	29	28	31	30	27	25
9	Jadhav Shweta Sharad	31	33	42	40	43	37	39	43	40	40
10	Jangam Omkar Guruling	22	22	24	26	23	7	20	22	20	12
11	Khavare Anuj Prakash	22	22	26	22	25	22	22	19	08	08
12	Mane Shubhangi Suresh	23	24	27	24	25	24	25	24	24	24
13	Parit Vishakha Chandrakant	24	25	35	24	23	27	28	26	25	24
14	Patil Abhishek Sanjay	22	23	37	26	25	32	31	28	31	25
15	Patil Rutuja Suresh	20	23	37	26	25	31	29	34	31	27
16	Redekar Rajalaxmi Tukaram	25	24	30	26	28	33	27	35	32	27
17	Sutar Karuna Prakash	24	24	29	25	25	31	25	30	30	26

Department of Economics

Calculation for programme outcome Attainment for the year 2022-2023 (B. A. III
Economics)



Attainment of course outcome									
Semester (Theory)	Course Code (Paper No.)	Course Title	% of students above 60 % University Marks	Level of Attainment	80% Attainment above 60 % Internal Marks (I)	% of students above 60 % Internal Marks	Levels of attainments	20 % of Attainment Level in internal exam (II)	Attainment of Course (I+II)
Sem-V	Paper VII	Principles of Micro Economics-I	17.64	1	0.80	100	3	0.60	2
	Paper VIII	Economics of Development	17.64	1	0.80	100	3	0.60	2
	Paper IX	International Economics-I	47.07	1	0.80	100	3	0.60	2
	Paper X	Research Methodology in Economics-I	11.76	1	0.80	100	3	0.60	2
	Paper XI	History of Economic Thoughts-I	11.76	1	0.80	100	3	0.60	2
Semester VI	Paper XII	Principles of Micro Economics-II	41.17	1	0.80	100	3	0.60	2
	Paper XIII	Economics of Planning	23.53	1	0.80	100	3	0.60	2
	Paper XIV	International Economics-II	35.29	1	0.80	100	3	0.60	2
	XV	Research Methodology in Economics-II	35.29	1	0.80	100	3	0.60	2
	XVI	History of Economic Thoughts-I	5.88	1	0.80	100	3	0.60	2
								Total	20
								Average	2

Shripatrao Chougule Arts and Science College Malwadi-Kotoli

Department of Economics Attainment 2021-22



No.	Name of Student	CO VII	CO VIII	CO IX	CO X	CO XI	CO XII	CO XIII	CO XIV	CO XV	CO XVI
1	Kumbhar Kalyani Panduran	30	44	42	31	32	38	37	37	40	38
2	Gandhi Pallavi Dinkar	32	44	44	44	36	39	44	44	39	42
3	Gaikwad Vaishnavi Jalindar	37	40	40	42	42	40	38	42	41	39
4	Kamble Chetan Uday	28	38	39	34	40	34	36	39	39	41
5	Kamble Poonam Rajaram	24	36	37	24	31	37	43	42	43	39
6	Karle Pooja Vithal	28	34	37	40	29	36	43	36	41	33
7	Lad Shivani Shivaji	34	40	45	29	34	39	36	40	38	39
8	Lavhate Omkar Mahadev	30	35	36	30	31	35	40	32	40	36
9	Lavhate Rohit Ramchandra	31	38	39	35	36	39	40	35	42	36
10	Patil Nita Rangrao	40	26	26	26	34	37	39	41	44	39
11	Patil Punam Hari	41	40	39	40	36	40	44	43	42	42
12	Patil Yogita Gunda	31	39	39	24	34	38	40	41	42	40
13	Gadgil Shivani Ashok	36	39	36	31	31	27	36	25	30	35

Department of Economics

Calculation for programme outcome Attainment for the year 2021-2022 (B.A. III
Economics)



Attainment of course outcome									
Semester (Theory)	Course Code (Paper No.)	Course Title	% of students above 60 % University Marks	Level of Attainment	80% Attainment above 60 % Internal Marks (I)	% of students above 60 % Internal Marks	Levels of attainments	20 % of Attainment Level in internal exam (II)	Attainment of Course (I+II)
Semester V	Paper VII	Principles of Micro Economics-I	76.92	3	2.4	100	3	0.6	3
	Paper VIII	Economics of Development	92.31	3	2.4	100	3	0.6	3
	Paper IX	International Economics-I	92.31	3	2.4	100	3	0.6	3
	Paper X	Research Methodology in Economics-I	69.23	3	2.40	100	3	0.6	3
	Paper XI	History of Economic Thoughts-I	92.31	3	2.40	100	3	0.6	3
Semester VI	Paper XII	Principles of Micro Economics-II	92.31	3	2.4	100	3	0.6	3
	Paper XIII	Economics of Planning	100	3	2.4	100	3	0.6	3
	Paper XIV	International Economics-II	92.31	3	2.4	100	3	0.6	3
	XV	Research Methodology in Economics-II	100	3	2.4	100	3	0.6	3
	XVI	History of Economic Thoughts-I	100	3	2.4	100	3	0.6	3
								Total	30
								Average	3.0

Shripatrao Chougule Arts and Science College Malwadi-Kotoli

Department of Economics Attainment 2020-21



No	Name of Student	CO VII	CO VIII	CO IX	CO X	CO XI	CO XII	CO XIII	CO XIV	CO XV	CO XVI
1	Gaikwad Rutuja Jaywant	40	34	28	28	31	19	24	29	21	26
2	Arande Shital Ananda	37	40	31	28	40	32	36	28	37	39
3	Chougule Shrutika Mahadev	42	42	40	31	31	32	32	37	32	37
4	Gadgil Shivani Ashok	36	39	36	31	31	27	36	25	30	35
5	Magdum Rupali Rajaram	32	42	36	32	34	36	37	39	32	36
6	Patil Anita Jotiram	39	45	32	26	40	42	40	29	37	39
7	Patil Akshata Rangrao	40	39	31	28	34	28	39	37	36	37
8	Patil Reshama Mahadev	40	42	42	31	36	36	32	34	37	40
9	Patil Supriya Yuvraj	37	36	29	26	29	28	34	29	36	36
10	Patil Vaishnavi Mahadev	31	39	31	28	36	32	39	39	36	37
11	Patil Vidhya Vasant	47	45	36	32	44	44	45	47	45	42
12	Savat Ujjwala Pandurang	39	44	39	31	39	39	42	40	39	40
13	Shelar Jyoti Pandurang	34	42	36	26	32	32	42	39	40	36
14	Yadav Sayali Doulat	40	39	40	34	34	32	28	32	31	32



Department of Economics

Calculation for programme outcome Attainment for the year 2020-2021 (B. A. III Economics)

Attainment of course outcome									
Semester (Theory)	Course Code (Paper No.)	Course Title	% of students above 60 % University Marks	Level of Attainment	80% Attainment above 60 % Internal Marks (I)	% of students above 60 % Internal Marks	Levels of attainments	20 % of Attainment Level in internal exam (II)	Attainment of Course (I+II)
Semester V	Paper VII	Principles of Micro Economics-I	100	3	2.40	100	3	0.60	3.00
	Paper VIII	Economics of Development	100	3	2.40	100	3	0.60	3.00
	Paper IX	International Economics-I	85.71	3	2.40	100	3	0.60	3.00
	X	Research Methodology in Economics-I	50	2	1.60	100	3	0.60	2.20
	XI	History of Economic Thoughts-I	92.86	3	2.40	100	3	0.60	3.00
Semester VI	Paper XII	Principles of Micro Economics-II	71.43	3	2.40	100	3	0.60	3.00
	Paper XIII	Economics of Planning	85.71	3	2.40	100	3	0.60	3.00
	Paper XIV	International Economics-II	64.28	3	2.40	100	3	0.60	3.00
	Paper XV	Research Methodology in Economics-II	92.86	3	2.40	100	3	0.60	3.00
	Paper XVI	History of Economic Thoughts-II	92.86	3	2.40	100	3	0.60	3.00
								Total	29.20
								Average	2.92



Shripatrao Chougule Arts and Science College Malwadi-Kotoli

Department of Economics Attainment 2019-20

No.	Name of Student	CO VII	CO VIII	CO IX	CO X	CO XI	CO XII	CO XIII	CO XIV	CO XV	CO XVI
1	Patil Rajendra Sitaram	40	27	38	34	40	27	35	38	37	39
2	Patil Snehal Udaysing	44	33	44	45	30	30	27	38	37	30
3	Dalavi Akshay Sanjay	21	25	21	21	29	29	30	34	37	30
4	Chougule Swapnali Ramchandra	29	33	25	27	30	25	18	26	33	23
5	Jadhav Jayashri Akaram	24	29	21	22	28	22	20	31	33	33
6	Kamble Aravind Madhukar	26	28	24	25	27	37	29	37	40	30
7	Kumbhar Komal Ananda	37	39	33	32	40	32	35	37	37	30
8	Kumbhar Swapnali Shivaji	41	41	41	41	45	31	38	39	36	36
9	Kumbhar Aarati Pandurang	40	38	38	41	42	35	38	39	36	36
10	Patil Rupali Hari	26	39	29	31	31	30	30	40	35	34
11	Patil Sheha Sanjay	24	33	28	27	32	40	37	38	35	32
12	Prabhavale Shrutika Vinayak	30	38	29	38	40	44	40	40	39	37
13	Shelar Rushikesh Madhukar	34	30	33	38	37	32	37	39	40	36
14	Sutar Swapnali Govind	37	39	35	32	38	37	37	42	40	36



Department of Economics

Calculation for programme outcome Attainment for the year 2019-2020 (B. A. III
Economics)

Attainment of course outcome									
Semester (Theory)	Course Code (Paper No.)	Course Title	% of students above 60 % University Marks	Level of Attainment	80% Attainment above 60 % Internal Marks (I)	% of students above 60 % Internal Marks	Levels of attainments	20 % of Attainment Level in internal exam (II)	Attainment of Course (I+II)
Semester V	Paper VII	Principles of Micro Economics-I	57.14	2	1.60	100	3	0.6	2.20
	Paper VIII	Economics of Development	71.43	3	2.4	100	3	0.6	3
	Paper IX	International Economics-I	50	2	1.60	100	3	0.6	2.20
	Paper X	Research Methodology in Economics-I	64.29	3	2.4	100	3	0.6	3
	Paper XI	History of Economic Thoughts-I	78.57	3	2.4	100	3	0.6	3
Semester VI	Paper XII	Principles of Micro Economics-II	71.43	3	2.4	100	3	0.6	3
	Paper XIII	Economics of Planning	71.43	3	2.4	100	3	0.6	3
	Paper XIV	International Economics-II	92.86	3	2.4	100	3	0.6	3
	Paper XV	Research Methodology in Economics-II	100	3	2.4	100	3	0.6	3
	Paper XVI	History of Economic Thoughts-II	92.86	3	2.4	100	3	0.6	3
								Total	28.4
								Average	2.84

Dr. Smt. M. H. Padi

PRINCIPAL
Shripatrao Chougule Arts and Science College Malwadi-Kotoli, Tal. Panhala, Dist. Kolhapur.

Shripatrao Chougule Arts and Science College Malwadi-Kotli



Department of Sociology

Attainment levels

For university exams

Level 1	below 45% Students scoring more than 60% marks
Level 2	45-60% Students scoring more than 60% marks
Level 3	≥60% Students scoring more than 60% marks


For internal exams

Level 1	below 60% Students scoring more than 60% marks
Level 2	60-80% Students scoring more than 60% marks
Level 3	above 80% Students scoring more than 60% marks

Program Outcome Level	Target Attainment (Exclusive Method)
Level 1	0.5-1.0
Level 2	1.0-1.5
Level 3	1.5-2.0
Level 4	2.0-2.5
Level 5	2.5-3.0

Department of Sociology

Years	Average Attainments	Average attainment by in direct method	80 % of Average Attainment of Course (I)	20 % Average Attainment of Indirect method (II)	Average PO Attainment (I+II)	Target Attainment Level
2023-24	2.48	1	1.98	0.20	2.18	4
2022-23	2.04	1	1.63	0.20	1.83	3
2021-22	3.0	1	2.40	0.20	2.60	5
2020-21	3.0	1	2.40	0.20	2.60	5
2019-20	3.0	1	2.40	0.20	2.60	5


Dr. S. S. Kuradikar


PRINCIPAL
 Shripatrao Chougule Arts and Science College Malwadi-Kotli,
 Tal. Panhala, Dist. Kolhapur

Shripatrao Chougule Arts and Science College Malwadi-Kotioli



Department of Sociology

Attainment 2023-24

Sr. No	Students Name	Co VII	Co VIII	Co IX	Co X	Co XI	Co XII	Co XIII	Co XIV	Co XV	Co XVI
1	Bhadagave Madhu Vishvnath	31	27	27	30	30	34	29	29	30	32
2	Kalekar Shital Dattatry	29	31	28	34	29	36	28	31	33	32
3	Patil Prajakta Krushnath	41	45	35	34	27	43	38	42	39	43
4	Patil Om Eknath	33	28	26	29	25	29	29	28	24	29
5	Sutar Sanika Narayan	27	25	25	27	25	26	31	28	30	33
6	Patil Vishal Rajaram	Ab	Ab	Ab	Ab	Ab	Ab	Ab	Ab	Ab	Ab
7	Patil Pooja Khandu	37	36	29	33	32	41	40	43	42	41
8	Mane Sejal Dadaso	Ab	Ab	Ab	Ab	Ab	Ab	Ab	Ab	Ab	Ab
9	Sutar Sanika Bhikaji	Ab	Ab	Ab	Ab	Ab	Ab	Ab	Ab	Ab	Ab
10	Lad Kishori Krushnat	25	28	23	31	27	32	29	31	29	30
11	Lad Rasika Rajaram	31	31	27	28	24	29	26	28	25	28
12	Arande Omkar Ananda	26	25	24	26	23	23	22	21	25	29
13	Kumbhar Vaibhav Pandurang	23	26	27	31	29	37	31	32	30	32
14	Sutar Pooja Bhagwan	37	39	34	32	25	37	35	31	33	33



Department of Sociology

Calculation for programme outcome Attainment for the year 2023-2024 (B. A. III Sociology)

Semester (Theory)	Course Code (Paper No.)	Course Title	Attainment of Course outcome						
			% of students above 60 % University Marks	Level of Attainment	80% Attainment above 60 % Internal Marks (I)	% of students above 60 % Internal Marks	Levels of attainments	20 % of Attainment Level in internal exam (II)	Attainment of Course (I+II)
Semester V	Paper VII	Western Sociological Thinkers	54.54	2	1.60	100	3	0.60	2.2
	Paper VIII	Methods of Social Research (Part - I)	45.45	2	1.60	100	3	0.60	2.2
	Paper IX	Political Sociology	18.18	1	0.80	100	3	0.60	2.4
Semester VI	Paper X	Human Rights	63.63	3	2.40	100	3	0.60	3
	Paper XI	Sociology of Religion	18.18	1	0.80	100	3	0.60	2.4
	Paper XII	Indian Sociological Thinkers	45.45	2	1.60	100	3	0.60	2.2
	Paper XIII	Methods of Social Research (Part - II)	45.45	2	1.60	100	3	0.60	2.2
	Paper XIV	Social Anthropology	54.54	2	1.60	100	3	0.60	2.2
	Paper XV	Rural Sociology	63.63	3	2.40	100	3	0.60	3
	Paper XVI	Urban Sociology	72.72	3	2.40	100	3	0.60	3
								Total	24.8
								Average	2.48



Shripatrao Chougule Arts And Science College Malwadi -Kotol

Department of Sociology

Attainment 2022-23

Sr. No	Name of Student	Sem-V					Sem-VI				
		Co VII	Co VIII	Co IX	Co X	Co XI	Co XII	Co XIII	Co XIV	Co XV	Co XVI
1	Chougule Aboli Mahadev	29	28	25	18	28	27	32	29	34	24
2	Jadhav Akshay Sanjay	29	33	25	22	28	24	24	26	30	26
3	Kamble Shubham Kiran	29	24	22	23	25	27	27	34	27	26
4	Karale pooja Pandurang	24	28	29	24	26	26	30	29	32	24
5	Daste Vishal Vitthal	36	35	25	22	29	27	30	31	34	23
6	Kharade Prakash Shivaji	25	31	22	23	23	20	18	17	18	19
7	Lavate Swarup Sanjay	24	25	27	27	28	28	35	36	34	25
9	Patil Arti Ramchandra	26	29	30	24	26	26	30	30	34	23
10	Patil Deepali Haibati	25	28	28	28	24	29	29	35	36	25
11	Patil Rushikesh Dhondiram	25	28	26	23	26	27	33	32	37	30
12	Patil Omkar Shrikant	21	24	24	23	25	26	29	26	32	25
13	Patil Radhika Nivas	40	42	39	39	41	41	39	44	42	34
14	Patil Vanita Mansing	26	29	29	26	29	29	30	35	33	28
15	Shelar Sonali Vilas	26	30	28	29	25	24	32	32	34	25
16	Magdum Pooja Krushnath	23	29	29	26	24	27	28	29	31	24
17	Patil Shital Raghunath	36	28	30	38	28	30	34	34	34	32
18	Sutar Deepali Dilip	24	25	25	25	25	28	28	29	31	27
19	Patil Aniket Govind	34	35	26	22	29	26	31	27	35	28

Department of Sociology



Calculation for programme outcome Attainment for the year 2022-2023 (B. A. III Sociology)

Attainment of Course outcome									
Semester (Theory)	Course Code (Paper No.)	Course Title	% of students above 60 % University Marks	Level of Attainment	80% Attainment above 60 % Internal Marks (I)	% of students above 60 % Internal Marks	Levels of attainments	20 % of Attainment Level in internal exam (II)	Attainment of Course (I+II)
Semester V	Paper VII	Western Sociological Thinkers	21.05	1	0.80	100	3	0.60	1.4
	Paper VIII	Methods of Social Research (Part - I)	31.57	1	0.80	100	3	0.60	1.4
	Paper IX	Political Sociology	15.78	1	0.80	100	3	0.60	1.4
Semester VI	Paper X	Human Rights	10.52	1	0.80	100	3	0.60	1.4
	Paper XI	Sociology of Religion	5.26	3	2.40	100	3	0.60	3
	Paper XII	Indian Sociological Thinkers	10.52	1	0.80	100	3	0.60	1.4
	Paper XIII	Methods of Social Research (Part - II)	57.89	2	1.60	100	3	0.60	2.2
	Paper XIV	Social Anthropology	52.63	2	1.60	100	3	0.60	2.2
	Paper XV	Rural Sociology	84.21	3	2.40	100	3	0.60	3
	Paper XVI	Urban Sociology	15.78	1	2.40	100	3	0.60	3
								Total	20.4
								Average	2.04

Department of Sociology



Calculation for programme outcome Attainment for the year 2022-2023 (B. A. III Sociology)

Attainment of Course outcome									
Semester (Theory)	Course Code (Paper No.)	Course Title	% of students above 60 % University Marks	Level of Attainment	80% Attainment above 60 % Internal Marks (I)	% of students above 60 % Internal Marks	Levels of attainments	20 % of Attainment Level in internal exam (II)	Attainment of Course (I+II)
Semester V	Paper VII	Western Sociological Thinkers	21.05	1	0.80	100	3	0.60	1.4
	Paper VIII	Methods of Social Research (Part - I)	31.57	1	0.80	100	3	0.60	1.4
	Paper IX	Political Sociology	15.78	1	0.80	100	3	0.60	1.4
Semester VI	Paper X	Human Rights	10.52	1	0.80	100	3	0.60	1.4
	Paper XI	Sociology of Religion	5.26	3	2.40	100	3	0.60	3
	Paper XII	Indian Sociological Thinkers	10.52	1	0.80	100	3	0.60	1.4
	Paper XIII	Methods of Social Research (Part - II)	57.89	2	1.60	100	3	0.60	2.2
	Paper XIV	Social Anthropology	52.63	2	1.60	100	3	0.60	2.2
	Paper XV	Rural Sociology	84.21	3	2.40	100	3	0.60	3
	Paper XVI	Urban Sociology	15.78	1	2.40	100	3	0.60	3
								Total	20.4
								Average	2.04



Shripatrao Chougule Arts And Science College Malwadi -Kotoli

Department of Sociology

Attainment 2021-22

Sr. No	Name of Student	Sem-V					Sem-VI				
		Co VII	Co VIII	Co IX	Co X	Co XI	Co XII	Co XIII	Co XIV	Co XV	Co XVI
1	Ghorpade Murnali Jayram	40	37	40	39	36	44	37	39	45	37
2	Patil Swati Babaso	37	31	37	42	34	45	37	36	44	36
3	Dhumal Sayali Maruti	39	34	42	47	36	47	39	42	45	39
4	Powar Madhuri Bajirao	26	37	35	33	31	44	37	31	45	34
5	Gadgil Akash Ajay	40	34	34	42	32	48	36	38	41	37
6	Kamble Kavita Ashok	39	28	29	44	27	40	38	37	37	36
7	Kamble Pawan Yallappa	31	26	39	44	34	45	37	37	40	34
8	Kudale Snehal Krishnat	38	28	31	43	27	44	39	34	43	38
9	Patil Rahul Sanjay	42	43	42	46	38	49	42	39	44	39
10	Patil Sura Raghunath	38	42	38	46	37	50	41	40	43	39
11	Bansode Suyash Ajit	27	32	38	43	32	49	36	35	44	33
12	Bolave Poonam Sudan	40	31	40	43	28	40	39	35	44	39
13	Bolave Valbhav Vilas	37	33	38	44	36	47	38	36	41	36
14	Sumbe Vishal Akaram	26	31	28	34	24	45	42	34	42	37
15	Patil Prashant Bajirao	43	30	24	35	28	40	31	36	39	24



Shripatrao Chougule Arts And Science College Malwadi –Kotoli

Department of Sociology

Attainment 2020-21

Sr. No	Name of Student	Sem-V					Sem-VI				
		Co VI	CO VII	Co IX	Co X	Co XI	Co XII	Co XIII	Co XIV	Co XV	Co XVI
1	Patil Amrutha Rajaram	47	36	39	47	39	44	35	34	39	42
2	Gurav Aadarsh Uttam	37	36	40	45	37	44	37	28	39	36
3	Gosavi Yuvraj Mahadev	45	26	29	38	28	42	35	27	37	34
4	Khot Pratiksha Kishor	43	37	37	45	37	48	36	37	33	45
5	Vichare Suraj Narayan	30	29	30	39	26	35	32	33	34	36
6	Gurav Priyanka Sakharam	40	35	43	45	44	45	39	42	34	44
7	Wandre Kavita Baban	42	38	39	36	40	40	38	36	34	36
8	Jadhav Namrata Uday	40	27	36	42	32	33	31	36	36	34
9	Patil Murnal Annasaheb	43	32	39	44	37	42	35	31	39	42
10	Udale Aniket Pandurang	41	39	39	34	47	42	37	36	31	40
11	Gurav Sarika Rangrao	39	35	42	42	41	17	31	37	10	31



Department of Sociology

Calculation for programme outcome Attainment for the year 2020-2021 (B. A. III Sociology)

Attainment of Course outcome									
Semester (Theory)	Course Code (Paper No.)	Course Title	% of students above 60 % University Marks	Level of Attainment	80% Attainment above 60 % Internal Marks (I)	% of students above 60 % Internal Marks	Levels of attainments	20 % of Attainment Level in internal exam (II)	Attainment of Course (I+II)
Semester V	Paper VII	Western Sociological Thinkers	100	3	2.40	100	3	0.60	3
	Paper VIII	Methods of Social Research (Part - I)	72.72	3	2.40	100	3	0.60	3
	Paper IX	Political Sociology	90.90	3	2.40	100	3	0.60	3
Semester V	Paper X	Human Rights	100	3	2.40	100	3	0.60	3
	Paper XI	Sociology of Religion	81.81	3	2.40	100	3	0.60	3
	Paper XII	Indian Sociological Thinkers	90.90	3	2.40	100	3	0.60	3
	Paper XIII	Methods of Social Research (Part - II)	100	3	2.40	100	3	0.60	3
	Paper XIV	Social Anthropology	81.81	3	2.40	100	3	0.60	3
	Paper XV	Rural Sociology	90.90	3	2.40	100	3	0.60	3
	Paper XVI	Urban Sociology	100	3	2.40	100	3	0.60	3
								Total	30
								Average	3.0



Shripatrao Chougule Arts And Science College Malwadi -Kotoli

Department of Sociology

Attainment 2019-20

Sr. No	Name of Student	Sem-V					Sem-VI				
		Co VII	Co VIII	Co IX	Co X	Co XI	Co XII	Co XIII	Co XIV	Co XV	Co XVI
1	Patil Aparna Vilas	37	27	33	34	33	40	30	31	36	35
2	Prabhavale Akash Mansing	31	49	31	24	32	46	32	36	37	37
3	Sakhare omkar Haridas	27	47	28	22	28	41	37	33	39	37
4	Bhosale Chaitanya shahaji	33	48	30	26	30	36	31	32	36	36
5	Fakir Raju Mirasab	35	24	31	39	38	38	37	31	38	40
6	Gaikwad Vikram Popat	36	28	36	36	35	41	36	32	38	39
7	Gravali Dattatray Devappa	36	22	41	40	36	42	30	36	38	37
8	Jadhay Vishal Baliram	32	28	35	34	37	45	30	35	40	34
9	Kadam Rushikesh Sarierao	32	24	32	37	33	45	34	31	34	34
10	Katkar Aarati prakash.	34	27	38	37	38	27	25	33	37	40
11	Khopkay Rakesh Bandopant	34	24	31	32	35	44	32	33	37	37
12	Kumbhar Sunil Rangrao	33	24	32	29	36	43	31	31	28	39
13	Patil Sujata Sarjerao	33	26	35	32	36	42	35	33	43	37
14	Udale Amol Maruti	24	23	26	49	29	40	36	33	36	39
15	Saranng Priyanka Jayawant	38	40	39	43	37	41	45	39	50	40
16	Saranobat Aarti Ranjit	32	34	32	42	39	37	31	36	43	40
17	Vadingekar Prabhakar Baban	30	26	29	33	31	40	40	33	36	40
18	Savare Kajol Vasant	35	34	31	39	40	26	19	34	33	40



Department of Sociology

Calculation for programme outcome Attainment for the year 2019-2020 (B. A. III Sociology)

Attainment of Course outcome									
Semester (Theory)	Course Code (Paper No.)	Course Title	% of students above 60 % University Marks	Level of Attainment	80% Attainment above 60 % Internal Marks (I)	% of students above 60 % Internal Marks	Levels of attainments	20 % of Attainment Level in internal exam (II)	Attainment of Course (I+II)
Semester V	Paper VII	Western Sociological Thinkers	88.88	3	2.40	100	3	0.60	3
	Paper VIII	Methods of Social Research (Part - I)	33.33	3	2.40	100	3	0.60	3
	Paper IX	Political Sociology	83.33	3	2.40	100	3	0.60	3
Semester VI	Paper X	Human Rights	77.77	3	2.40	100	3	0.60	3
	Paper XI	Sociology of Religion	88.88	3	2.40	100	3	0.60	3
	Paper XII	Indian Sociological Thinkers	88.88	3	2.40	100	3	0.60	3
	Paper XIII	Methods of Social Research (Part - II)	88.88	3	2.40	100	3	0.60	3
	Paper XIV	Social Anthropology	100	3	2.40	100	3	0.60	3
	Paper XV	Rural Sociology	94.44	3	2.40	100	3	0.60	3
	Paper XVI	Urban Sociology	100	3	2.40	100	3	0.60	3
								Total	30
								Average	3.0



Dnyanganga Shikshan Prasarak Mandal
Shripatrao Chougule Arts and Science College Malwadi-Kotoli

Department of Geography

2.6 Attainments of programme outcomes, programme specific outcomes, course outcomes are evaluated by the institution.

Attainment levels

For university exams

Level1	below 45% Students scoring more than 60% marks
Level 2	45-60% Students scoring more than 60% marks
Level3	≥ 60% Students scoring more than 60% marks

For internal exams

Level1	Below 60% Students scoring more than 60% marks
Level2	60-80% Students scoring more than 60% marks
Level3	Above 80% Students scoring more than 60% marks

Program Outcome Level	Target Attainment (Exclusive Method)
Level1	0.5-1.0
Level2	1.0-1.5
Level3	1.5-2.0
Level4	2.0-2.5
Level5	2.5-3.0

Department of Geography

Years	Average Attainments	Average attainment by in direct method	80 % of Average Attainment of Course (I)	20 % Average Attainment of indirect method (II)	Average PO Attainment (I+II)	Target Attainment Level
2019-20	2.9	1	2.32	0.20	2.52	5
2020-21	3	1	2.4	0.20	2.6	5
2021-22	2.8	1	2.24	0.20	2.44	4
2022-23	2.9	1	2.32	0.20	2.52	5
2023-24	3	1	2.4	0.20	2.6	5

[Signature]
Head of Dept.

[Signature]
PRINCIPAL
Shripatrao Chougule Art's and
Science College Malwadi-Kotoli,
Tal.Panhala, Dist.Kolhapur.



Department of Geography (2019-2020)

B.A.III Geography

Sr. No	Name	CO. 7	CO. 8	CO. 9	CO. 10	CO. 11	CO. 12	CO. 13	CO. 14	Total
1	Chechar Priyanka Ramrav	41	43	35	34	39	48	92	90	82%
2	PatilTejaswiniShashikant	41	37	36	34	45	50	91	89	87%
3	MajagaonkarKishoriMachindra	27	40	32	30	44	43	86	89	82.75
4	TalekarArunShahaji	27	22	32	26	39	35	72	79	70.75
5	PatilPratikshaRajaram	27	34	30	28	42	44	85	82	79.50
6	ShelarKomalPandurang	27	29	27	34	34	37	ab	ab	35.75
7	KumbharRadhikaMaruti	22	26	22	35	36	39	72	79	71.50
8	PatilGeetajaliRamchandra	27	39	39	31	42	48	93	93	85.25
9	KambleShailajaBhikaji	39	40	29	29	42	48	85	84	76.83
10	JadhavRutuja Prakash	35	37	35	31	43	50	89	88	78.83
11	PatilVanitaPandurang	23	35	24	36	44	50	91	92	88.25
12	MulikNishigandhaMahadev	31	30	36	27	43	45	89	89	82.50



Department of Geography

Calculation for programme outcome Attainment for the year 2019-20

(B. A. III Geography)

Attainment of course outcome									
Semester (Theory)	Course Code (Paper No.)	Course Title	% of students above 60 % University Marks	Level of Attainment	80% Attainment above 60 % Internal Marks (I)	% of students above 60 % Internal Marks	Levels of attainments	20 % of Attainment Level in internal exam (II)	Attainment of Course (I+II)
Semester V	Paper VII	Evolution of Geographical Thought	41.67	2	1.60	100	3	0.60	2.2
	Paper VIII	Geography of India	75.00	3	2.40	100	3	0.60	3
	Paper IX	Population Geography	66.67	3	2.40	100	3	0.60	3
Semester VI	Paper X	Economic Geography	66.67	3	2.40	100	3	0.60	3
	Paper XI	Urban Geography	100	3	2.40	100	3	0.60	3
	Paper XII	Political Geography	100	3	2.40	100	3	0.60	3
	Paper XIII	Fundamentals of Map Making and Interpretation	100	3	2.40	100	3	0.60	3
	Paper XIV	Advanced Tools and techniques, field visit in Geography	100	3	2.40	100	3	0.60	3
								Total	23.2
								Average	2.9



Department of Geography (2020-21)

University Result B.A.III

Sr.No.	Student Name	Semester -5				Semester -6				Total %
		CO. 7	CO. 8	CO. 9	CO. 10	CO. 11	CO. 12	CO. 13	CO. 14	
1	Varpe Kunal Rajaram	24	28	28	27	27	30	78	80	63.83%
2	Pange Pratik Prabhakar	Ab	Ab	Ab	Ab	Ab	Ab	60	76	Absent
3	Patil Madhav Madhukar	31	31	26	33	27	33	76	86	67.67%
4	Mane Amol Rangrao	22	42	40	34	29	30	80	72	67.17%
5	Kadam Sagar Maruti	34	39	32	36	37	36	88	86	76.83%
6	Labade Shubhnagi Sankar	38	33	30	38	37	35	78	70	71.64%
7	Patil Madhuri Baliram	42	42	37	42	36	42	90	88	80.50%
8	Patil Vinayak Shahaji	36	29	26	28	23	31	78	76	58.11%
9	Powar Amar Bandopant	37	37	26	32	25	30	64	62	63.37%
10	Savare Rakesh Ramchnadra	38	37	25	29	29	38	42	54	51.17%
11	Bhosale Babasaheb Dinkar	22	26	27	32	26	29	74	62	58.00%



Department of Geography

Calculation for programme outcome Attainment for the year 2020-21

(B. A. III Geography)

Attainment of course outcome									
Semester (Theory)	Course Code (Paper No.)	Course Title	% of students above 60 % University Marks	Level of Attainment	80% Attainment above 60 % Internal Marks (I)	% of students above 60 % Internal Marks	Levels of attainments	20 % of Attainment Level in internal exam (II)	Attainment of Course (I+II)
Semester V	Paper VII	Evolution of Geographical Thought	100	3	2.40	100	3	0.60	3
	Paper VIII	Geography of India	100	3	2.40	100	3	0.60	3
	Paper IX	Population Geography	100	3	2.40	100	3	0.60	3
Semester VI	Paper X	Economic Geography	100	3	2.40	100	3	0.60	3
	Paper XI	Urban Geography	100	3	2.40	100	3	0.60	3
	Paper XII	Political Geography	100	3	2.40	100	3	0.60	3
	Paper XIII	Fundamentals of Map Making and Interpretation	100	3	2.40	100	3	0.60	3
	Paper XIV	Advanced Tools and techniques, field visit in Geography	100	3	2.40	100	3	0.60	3
								Total	24
								Average	3



Department of Geography (2021-22)

University Result B.A.III

Sr. No.	Student Name	Semester -5				Semester -6				Total %
		CO.7	CO.8	CO.9	CO.10	CO.11	CO.12	CO.13	Paper No. 14	
1	Dabhade Rahul Sambhaji	21	34	26	44	39	47	Ab	Ab	46.00%
2	Gaikwad Abhishek Nandkumar	24	29	30	44	39	49	81	80	74.00%
3	Dabhade Rohan Subhash	24	31	37	44	38	47	75	77	76.17%
4	Khot Pranita Balu	39	29	40	46	46	49	95	97	88.00%
5	Maskar Shailesh Vasant	26	31	36	43	41	47	81	80	77.50%
6	Mullani Ashiya Gaus	29	37	21	42	40	44	79	86	74.83%
7	Patil Akshata Anil	Ab	Ab	Ab	Ab	Ab	Ab	Ab	Ab	Absent
8	Patil Bhagyashri Balaso	26	34	38	36	39	44	78	82	73.33%
9	Patil Pruthviraj Madhukar	32	32	40	36	44	34	73	76	74.83%
10	Patil Shubham Krishnat	34	28	40	44	39	50	80	80	89.50%
11	Patil Vikas Pandurang	23	28	36	44	39	49	70	77	74.83%
12	Rasal Dinesh Krushnat	21	26	31	44	38	47	Ab	Ab	45.17%
13	Chavan Ajay Hindurao	34	36	31	19	41	45	75	75	69.50%



Department of Geography

Calculation for programme outcome Attainment for the year 2021-22

(B. A. III Geography)

Attainment of course outcome									
Semester (Theory)	Course Code (Paper No.)	Course Title	% of students above 60 % University Marks	Level of Attainment	80% Attainment above 60 % Internal Marks (I)	% of students above 60 % Internal Marks	Levels of attainments	20 % of Attainment Level in internal exam (II)	Attainment of Course (I+II)
Semester V	Paper VII	Evolution of Geographical Thought	33.33	1	0.80	100	3	0.60	1.40
	Paper VIII	Geography of India	75.00	3	2.40	100	3	0.60	3
	Paper IX	Population Geography	83.33	3	2.40	100	3	0.60	3
Semester VI	Paper X	Economic Geography	91.66	3	2.40	100	3	0.60	3
	Paper XI	Urban Geography	100	3	2.40	100	3	0.60	3
	Paper XII	Political Geography	100	3	2.40	100	3	0.60	3
	Paper XIII	Fundamentals of Map Making and Interpretation	100	3	2.40	100	3	0.60	3
	Paper XIV	Advanced Tools and techniques, field visit in Geography	100	3	2.40	100	3	0.60	3
								Total	22.4
								Average	2.8

Department of Geography (2022-23)

University Result B.A.III



Sr. No.	Student Name	Semester -5				Semester -6				Total %
		CO .7	CO. 8	CO. 9	CO. 10	CO. 11	CO.1 2	CO.13	CO.14	
1	Chougule Sonali Sunil	24	26	24	29	26	25	49	75	58.17
2	Dalavi Sachin Shivaji	27	33	24	35	32	31	76	85	70.75
3	Gavale Vishal Pandurang	Ab	Ab	Ab	Ab	Ab	Ab	Ab	Ab	Absent
4	Jadhav Samrudhi Balwant	32	33	35	41	39	40	90	90	80.75
5	Jadhav Subham Yashwant	30	33	24	31	35	32	77	77	66.25
6	Kamble Ashwini Hari	Ab	Ab	Ab	Ab	Ab	Ab	Ab	Ab	Absent
7	Kamble Pratiksha Nivarutti	27	27	32	35	35	32	84	81	71.25
8	Patil Dhiraj Bajirao	26	38	37	37	37	38	85	80	71.75
9	Patil Kajal Rangrao	27	41	42	42	46	42	95	92	84.00
10	Patil Pooja Sanjay	26	38	33	42	44	40	93	92	80.75
11	Patil Pravin Pandurang	26	38	37	37	37	38	85	80	80.12
12	Patil Sanjana Shivaji	29	36	38	39	42	35	94	90	82.50
13	Patil Suvarna Sambhaji	27	45	38	40	46	35	95	90	86.25
14	Shinde Aniket Mahipati	27	25	23	32	31	32	85	80	70.50
15	Udale Rutuja Sardar	26	37	34	34	35	32	87	89	72.75
16	Vichare Harshda Dattatray	37	45	44	38	44	42	95	90	85.50



Department of Geography

Calculation for programme outcome Attainment for the year 2022-23

(B. A. III Geography)

Attainment of course outcome									
Semester (Theory)	Course Code (Paper No.)	Course Title	% of students above 60 % University Marks	Level of Attainment	80% Attainment above 60 % Internal Marks (I)	% of students above 60 % Internal Marks	Levels of attainments	20 % of Attainment Level in internal exam (II)	Attainment of Course (I+II)
Semester V	Paper VII	Evolution of Geographical Thought	28.57	1	1.60	100	3	0.60	2.2
	Paper VIII	Geography of India	78.57	3	2.40	100	3	0.60	3
	Paper IX	Population Geography	71.42	3	2.40	100	3	0.60	3
Semester VI	Paper X	Economic Geography	100	3	2.40	100	3	0.60	3
	Paper XI	Urban Geography	92.85	3	2.40	100	3	0.60	3
	Paper XII	Political Geography	92.85	3	2.40	100	3	0.60	3
	Paper XIII	Fundamentals of Map Making and Interpretation	92.85	3	2.40	100	3	0.60	3
	Paper XIV	Advanced Tools and techniques, field visit in Geography	100	3	2.40	100	3	0.60	3
								Total	23.2
								Average	2.9



Department of Geography (2023-24)

University Result B.A.III

Sr. No.	Student Name	Semester -5					Semester -6			
		CO.7	CO.8	CO.9	CO.10	CO.11	CO.12	CO.13	CO.14	Total %
1	Patil Anjali Shamra	20	25	25	20	25	19	67	78	59.10
2	Bolave Shivani Mansing	AB	AB	AB	AB	AB	AB	AB	AB	AB
3	Gaikwad Mayuri Sadashiv	AB	AB	AB	AB	AB	AB	AB	AB	AB
4	Kumbhar Sanika Pandurang	39	43	40	38	35	34	87	90	79
5	Jadhav Omkar Ramrav	22	33	34	20	25	20	78	74	60.25
6	Parit Namrata Bajirao	43	41	41	39	30	35	85	94	79.85
7	Patil Siddhi Manik	45	45	40	38	37	41	90	96	84
8	Potdar Sanika Sambhal	40	44	40	38	36	40	93	95	84.50
9	Sutar Sakahi Shrikant	39	44	49	49	38	39	92	95	84.
10	Patil Aprana Ramesh	37	39	39	37	33	36	87	91	77.16
11	Lambore Sanket Rajendra	20	21	21	21	26	19	85	73	60.21



Department of Geography

Calculation for programme outcome Attainment for the year 2023-24

(B. A. III Geography)

Attainment of course outcome									
Semester (Theory)	Course Code (Paper No.)	Course Title	% of students above 60 % University Marks	Level of Attainment	80% Attainment above 60 % Internal Marks (I)	% of students above 60 % Internal Marks	Levels of attainments	20 % of Attainment Level in internal exam (II)	Attainment of Course (I+II)
Semester V	Paper VII	Evolution of Geographical Thought	66.67	3	2.40	100	3	0.60	3
	Paper VIII	Geography of India	77.78	3	2.40	100	3	0.60	3
	Paper IX	Population Geography	77.78	3	2.40	100	3	0.60	3
Semester VI	Paper X	Economic Geography	66.67	3	2.40	100	3	0.60	3
	Paper XI	Urban Geography	66.67	3	2.40	100	3	0.60	3
	Paper XII	Political Geography	66.67	3	2.40	100	3	0.60	3
	Paper XIII	Fundamentals of Map Making and Interpretation	100	3	2.40	100	3	0.60	3
	Paper XIV	Advanced Tools and techniques, field visit in Geography	100	3	2.40	100	3	0.60	3
								Total	24
								Average	3



Dnyanganga Shikshan Prasarak Mandal, Malwadi Sanchalit

Shripatrao Chougule Arts and Science College

Malwadi Kotoli Tal. Panhal, Dist. Kolhapur

NAAC Accredited 3rd Cycle – CGPA – 2.73 (B+)



Dr. K. S. Chougule
Chairman



Late Shripatrao
Chougule (Dada)

Department of Psychology

Attainment levels

For university exams

Level 1	below 45% Students scoring more than 60% marks
Level 2	45-60% Students scoring more than 60% marks
Level 3	≥ 60% Students scoring more than 60% marks

For internal exams

Level 1	below 60% Students scoring more than 60% marks
Level 2	60-80% Students scoring more than 60% marks
Level 3	above 80% Students scoring more than 60% marks

Program Outcome Level	Target Attainment (Exclusive Method)
Level 1	0.5-1.0
Level 2	1.0-1.5
Level 3	1.5-2.0
Level 4	2.0-2.5
Level 5	2.5-3.0



Department of Psychology

Years	Average Attainments	Average attainment by in direct method	80 % of Average Attainment of Course (I)	20 % Average Attainment of indirect method (II)	Average PO Attainment (I+II)	Target Attainment Level
2023-24	2.04	1	1.63	0.41	2.04	4
2022-23	1.88	1	1.50	0.38	1.88	3
2021-22	2.84	1	2.27	0.57	2.84	5
2020-21	2.52	1	2.02	0.50	2.52	5
2019-20	1.96	1	1.57	0.39	1.96	3

Head & Asst. Professor
Dept. of Psychology
Shripatrao Chougule Arts &
Science College, Malwadi Kotoli

PRINCIPAL
Shripatrao Chougule Arts and
Science College Malwadi-Kotoli,
Tal. Panhala, Dist. Kolhapur.

Shripatrao Chougule Arts and Science College, Malwadi - Kotol

Department of Psychology

Attainment 2023-24



No.	PRN	CO VII	CO VIII	CO IX	CO X	CO XI	CO XII	CO XIII	CO XIV	CO XV	CO XVI
1	Bolave Sanika Sunil	30	30	30	27	41	23	31	32	28	41
2	Mane Priti Arjun	23	28	32	27	39	25	33	28	28	40
3	Kamble Arati Dnyaneshwar	23	27	30	24	34	23	26	29	26	36
4	Malekar Shweta Vishnu	25	26	33	27	36	27	34	31	26	41
5	Powar Shreyash Satish	22	25	26	23	26	24	24	25	25	25
6	Vasave Sagar Bavajya	AB	AB	AB	AB	AB	AB	AB	AB	AB	AB
7	Patil Satish Netaji	22	27	30	26	29	21	26	25	24	31
8	Kamble Poonam Bajarang	24	31	32	27	36	23	32	30	27	35
9	Mane Shubhangi Krushanat	24	29	30	26	27	23	25	24	26	34
10	Patil Geeta Maruti	26	32	27	23	25	27	32	32	26	33
11	Kamble Priyanka Tukaram	25	27	28	26	25	32	30	27	26	33
12	Kamble Jyoti Madhukar	29	32	33	32	31	23	36	32	31	33

Department of Psychology

Calculation for programme outcome Attainment for the year 2023-2024 (B. A. in Psychology)



Attainment of course outcome									
Semester (Theory)	Course Code (Paper No.)	Course Title	% of students above 60% University Marks	Level of Attainment	80% Attainment above 60% Internal Marks (I)	% of students above 60% Internal Marks	Levels of attainment	20% of Attainment Level in internal exam (II)	Attainment of Course (I+II)
Semester V	Paper VII	Cognitive Psychology	9.09	1	0.80	100	3	0.60	1.4
	Paper VIII	Cross Culture	36.36	1	0.80	100	3	0.60	1.4
	Paper IX	Psychopathology	63.63	3	2.40	100	3	0.60	3
Semester VI	Paper X	Current Trends in Psychology	9.09	1	0.80	100	3	0.60	1.4
	Paper XI	Practical	54.54	2	1.60	100	3	0.60	2.2
	Paper XII	Psychological Testing	9.09	1	0.80	100	3	0.60	1.4
	Paper XIII	Counselling	63.63	3	2.40	100	3	0.60	3
	Paper XIV	Development Psychology	45.45	2	1.60	100	3	0.60	2.2
	Paper XV	Organization Psychology	9.09	1	0.80	100	3	0.60	1.4
	Paper XVI	Practical	90.90	3	2.40	100	3	0.60	3
								Total	20.4
								Average	2.04

Department of Psychology

Calculation for programme outcome Attainment for the year 2022-2023 (B.A. Psychology)



Attainment of course outcome									
Semester (Theory)	Course Code (Paper No.)	Course Title	% of students above 60 % University Marks	Level of Attainment	80% Attainment above 60 % Internal Marks (I)	% of students above 60 % Internal Marks	Levels of attainments	20 % of Attainment Level in internal exam (II)	Attainment of Course (I+II)
Semester V	Paper VII	Cognitive Psychology	100	0	0	100	3	0.60	0.6
	Paper VIII	Cross Culture	33.33	1	0.8	100	3	0.60	1.4
	Paper IX	Psychopathology	33.33	1	0.8	100	3	0.60	1.4
Semester VI	Paper X	Current Trends in Psychology	33.33	1	0.8	100	3	0.60	1.4
	Paper XI	Practical	100	3	2.4	100	3	0.60	3
	Paper XII	Psychological Testing	66.66	3	2.4	100	3	0.60	3
	Paper XIII	Counselling	33.33	1	0.8	100	3	0.60	1.4
	Paper XIV	Development Psychology	100	0	0.0	100	3	0.60	0.6
	Paper XV	Organization Psychology	66.66	3	2.4	100	3	0.60	3
	XVI	Practical	100	3	2.4	100	3	0.60	3
								Total	18.8
								Average	1.88

Shripatrao Chougule Arts and Science College, Malwadi - Kotli

Department of Psychology

Attainment 2021-22



No.	PRN	CO VII	CO VIII	CO IX	CO X	CO XI	CO XII	CO XIII	CO XIV	CO XV	CO XVI
1	CHAVAN SHRUTIKA TANAJI	38	41	35	43	45	23	23	35	35	42
2	KALE TEJASWINI PINTU	39	23	33	46	45	27	42	40	38	41
3	LANDAGE TEJASWINI MAHADEV	23	49	28	30	43	27	26	35	33	37
4	PATIL ASHWINI KRUSHNAT	23	46	31	39	39	29	40	40	39	42
5	PATIL POONAM SARDAR	28	44	33	41	43	26	43	42	39	42
6	BHILARI OMKAR SAKHARM	35	26	26	24	36	28	42	39	35	36
7	KAMBLE PRATIK NANA	35	24	30	29	33	23	36	35	39	38
8	PATIL PRATIKSHA SARJERAO	27	46	23	36	45	27	44	42	38	41
9	TONDALE PRASAD DEEPAK	33	46	31	29	32	30	34	42	35	AB
10	VANDKAR AKSHAY MAHESH	38	41	41	33	40	23	39	38	43	41
11	MAGAR VINAYAK SAMBHAJI	27	22	22	23	33	26	42	39	40	41



Department of Psychology

Calculation for programme outcome Attainment for the year 2021-2022 (B. A Psychology)

Attainment of course outcome									
Semester (Theory)	Course Code (Paper No.)	Course Title	% of students above 60 % University Marks	Level of Attainment	80% Attainment above 60 % Internal Marks (I)	% of students above 60 % Internal Marks	Levels of attainments	20 % of Attainment Level in internal exam (II)	Attainment of Course (I+II)
Semester V	Paper VII	Cognitive Psychology	54.54	3	2.4	100	3	0.6	3
	Paper VIII	Cross Culture	63.63	3	2.4	100	3	0.6	3
	Paper IX	Psychopathology	63.63	3	2.4	100	3	0.6	3
Semester VI	Paper X	Current Trends in Psychology	63.63	3	2.4	100	3	0.6	3
	Paper XI	Practical	100	3	2.4	100	3	0.6	3
	Paper XII	Psychological Testing	9.09	1	0.8	100	3	0.6	1.4
	Paper XIII	Counselling	81.81	3	2.4	100	3	0.6	3
	Paper XIV	Development Psychology	100	3	2.4	100	3	0.6	3
	Paper XV	Organization Psychology	100	3	2.4	100	3	0.6	3
	Paper XVI	Practical	100	3	2.4	100	3	0.6	3
								Total	28.4
								Average	2.84

Shripatrao Chougule Arts and Science College, Malwadi - Kotdwar

Department of Psychology

Attainment 2020-21



No	PRN	CO VII	CO VIII	CO IX	CO X	CO XI	CO XII	COXIII	CO XIV	CO XV	CO XVI
1	Mandavakar Archana Dinkar	22	29	26	22	41	AB	AB	22	18	41
2	Vadinkar Ravina Appaji	21	19	24	16	40	AB	34	21	45	41
3	Dashte Manisha Ananda	26	24	21	29	42	29	43	46	43	46
4	Patil Priyanka Govinda	26	24	22	38	41	22	42	27	48	42
5	Wandre Swati Sachin	23	28	31	36	46	20	47	49	49	46
6	Patil Akash Sarjerao	26	28	22	24	39	27	19	30	21	38
7	Patil Shital Vishnu	29	24	36	32	42	23	43	47	44	38
8	Patil Jayshri Ananda	16	22	22	18	43	AB	22	26	24	44
9	Yadhav Pradhunya Parasharam	32	35	40	32	39	35	AB	30	32	34
10	Phalake Akash Babaso	23	26	28	19	37	22	35	37	32	26



Department of Psychology

Calculation for programme outcome Attainment for the year 2020-2021 (B. A. III Psychology)

Attainment of course outcome									
Semester (Theory)	Course Code (Paper No.)	Course Title	% of students above 60 % University Marks	Level of Attainment	80% Attainment above 60 % Internal Marks (I)	% of students above 60 % Internal Marks	Levels of attainments	20 % of Attainment Level in internal exam(II)	Attainment of Course (I+II)
Semester V	Paper VII	Cognitive Psychology	10	1	0.80	95	3	0.60	1.4
	Paper VIII	Cross Culture	10	1	0.80	100	3	0.60	1.4
	Paper IX	Psychopathology	30	3	2.40	100	3	0.60	3
Semester VI	Paper X	Current Trends in Psychology	40	2	1.60	100	3	0.60	2.2
	Paper XI	Practical	100	3	2.40	90	3	0.60	3
	Paper XII	Psychological Testing	14.28	2	1.60	100	3	0.60	2.2
	Paper XIII	Counselling	62.5	3	2.40	100	3	0.60	3
	Paper XIV	Development Psychology	60	3	2.40	100	3	0.60	3
	Paper XV	Organization Psychology	70	3	2.40	100	3	0.60	3
	Paper XVI	Practical	90	3	2.40	100	3	0.60	3
								Total	25.2
								Average	2.52

Shripatrao Chougule Arts and Science College, Malwadi - Kotol

Department of Psychology

Attainment 2019-20



No	Student Name	CO VII	CO VIII	CO IX	CO X	CO XI	CO XII	CO XIII	CO XIV	CO XV	CO XVI
1	CHOUGULE UMA ANANDA	49	29	31	24	42	27	35	44	38	29
2	JADHAV AMRUTA SANJAY	49	23	28	40	33	22	32	37	32	29
3	JADHAV KRUSHANT ANANDA	49	28	27	21	25	26	34	34	35	AB
4	KAMBLE DEEPAK DATTATRAY	49	22	23	31	29	26	32	38	32	26
5	KHAVARE SONALI DAGADU	28	26	24	27	32	23	27	44	31	31
6	KHONDAL SAKHARAM SADASHIV	23	25	26	25	25	26	34	38	32	27
7	LAD RUTUJA RAMCHANDRA	49	25	25	32	33	27	31	36	30	29
8	MANE JYOTISHRI ANANDA	23	22	47	42	39	27	34	43	30	27
9	MANE KOMAL BABAN	23	30	30	28	42	23	38	36	35	29
10	MANE SHWETA MOHAN	23	26	24	33	43	23	31	38	31	28
11	PADAVAL DIPTI DINKAR	49	22	46	23	32	22	35	42	32	26
12	PATIL SNEHAL ARAVIND	49	25	49	27	38	25	33	44	30	28
13	PATIL SUBHASH VITTHAL	26	26	29	21	AB	AB	AB	AB	AB	AB
14	PATIL VIDYA BHIMRAO	AB	27	29	26	41	29	29	29	42	AB
15	SWANT SUPRIYA SANJAY	27	26	29	25	31	AB	AB	AB	AB	AB



Department of Psychology

Calculation for programme outcome Attainment for the year 2019-2020 (B. A. Psychology)

Attainment of course outcome									
Semester (Theory)	Course Code (Paper No.)	Course Title	% of students above 60 % University Mark	Level of Attainment	100% Attainment above 60 % Internal Marks (I)	% of students above 60 % Internal Marks	Levels of attainments	20 % of Attainment Level in internal exam (II)	Attainment of Course (I+II)
Semester V	Paper VII	Cognitive Psychology	50	1	0.8	100	3	0.6	1.4
	Paper VIII	Cross Culture	6.66	1	0.8	100	3	0.6	1.4
	Paper IX	Psychopathology	33.33	1	0.8	100	3	0.6	1.4
Semester VI	Paper X	Current Trends in Psychology	33.33	1	0.8	100	3	0.6	1.4
	Paper XI	Practical	78.57	3	2.4	100	3	0.6	3
	Paper XII	Psychological Testing	00	0	00	100	3	0.6	0.6
	Paper XIII	Counselling	84.62	3	2.4	100	3	0.6	3
	Paper XIV	Development Psychology	92.31	3	2.4	100	3	0.6	3
	Paper XV	Organization Psychology	100	3	2.4	100	3	0.6	3
	Paper XVI	Practical	9.09	1	0.8	100	3	0.6	1.4
								Total	19.6
								Average	1.96

B. B. Bhojra
Head & Asst. Professor
 Dept. of Psychology
 Shripatrao Chougule Arts &
 Science College, Malwadi Kotoli

[Signature]
PRINCIPAL
 Shripatrao Chougule Arts and
 Science College Malwadi-Kotoli,
 Tal. Panhala, Dist. Kolhapur.



Dnyananga Shikshan Prasarak Mandal's
Shripatrao Chougule Arts & Science college Malwadi-Kotoli.

Department of Chemistry

2.6 Attainments of programme outcomes, programme specific outcomes, course outcomes are evaluated by the institution.

Attainment levels

For university exams

Level 1	below 45% Students scoring more than 60% marks
Level 2	45-60% Students scoring more than 60% marks
Level 3	≥ 60% Students scoring more than 60% marks

For internal exams

Level 1	below 60% Students scoring more than 60% marks
Level 2	60-80% Students scoring more than 60% marks
Level 3	above 80% Students scoring more than 60% marks

Program Outcome Level	Target Attainment (Exclusive Method)
Level 1	0.5-1.0
Level 2	1.0-1.5
Level 3	1.5-2.0
Level 4	2.0-2.5
Level 5	2.5-3.0

Years	Average Attainments	Average attainment by in direct method	80 % of Average Attainment of Course (I)	20 % Average Attainment of indirect method (II)	Average PO Attainment (I+II)	Target Attainment Level
Years	Average Attainments	Average attainment by in direct method	80 % of Average Attainment of Course (I)	20 % Average Attainment of indirect method (II)	Average PO Attainment (I+II)	Target Attainment Level
2019-20	1.82	1	1.45	0.20	1.65	3
2020-21	3.00	1	2.40	0.20	2.60	5
2021-22	3.00	1	2.40	0.20	2.60	5
2022-23	2.82	1	2.25	0.20	2.45	4
2023-24	1.4	1	1.12	0.20	1.32	2

T. S. Kavathekar
 H.O.D


PRINCIPAL
 Shripatrao Chougule Arts and Science College Malwadi-Kotoli,
 Tal. Panhala, Dist. Kolhapur.

Department of Chemistry

Shripatrao Chougale arts & science college Mahraoli-Kotoli.

Department of Chemistry
Attainment 2023-24



Sl.No.	Student Name	IX	X	XI	XII	XII I	XIV	XV	XVI	Practical
1	AARANDE GANESH RAJARAM	23	19	22	23	23	15	24	23	71
2	DHOMKAR BITEESH BHIMRAO	21	23	24	26	21	23	25	24	97
3	CHAVAN PRATHAMESH YUVRAJ	24	22	23	28	22	21	28	28	96
4	CHOUGULE RUSHIKESH KRUSHNAT	16	24	25	30	24	27	26	26	93
5	CHOUGULE SURAJ BHIMRAO	23	22	24	23	17	15	20	22	70
6	DHANGAR SOURABH BHIMRAO	13	22	22	24	21	18	22	27	71
7	GAIKWAD SNEHA KRUSHNAT	12	23	21	21	25	27	28	34	110
8	HERDEKAR PRATHAMESH DATTATRAY	22	19	18	31	15	21	18	15	70
9	JADHAV ABHISHEK ANANDA	21	23	26	24	15	25	22	22	94
10	JADHAV ADESH SURESH	16	23	22	23	21	24	23	16	78
11	JADHAV LAXMI DRONDIRAM	14	22	22	24	16	23	25	20	110
12	JADHAV SOURABHA SANJAY	14	25	25	22	25	28	24	25	104
13	JAGADALE RUSHIKESH DILIP	11	30	26	23	22	28	23	26	110
14	KAMBLE AKASH BAJIRAO	12	24	23	21	16	24	22	20	119
15	KAMBLE AMOL KALLAPPA	13	29	25	22	21	27	24	25	122
16	KAMBLE ASHITOSH BAJIRAO	14	22	22	23	17	20	23	20	106
17	KARALE ONKAR GANPATI	15	32	29	24	24	28	24	27	125
18	KARALE SOHAM GANPATI	14	30	28	26	24	27	24	29	127
19	KHADE SHWETA SURESH	15	30	28	26	24	30	24	29	133
20	KHAMKAR PRATIKSHA PRAKASH	17	28	29	30	23	26	23	27	122
21	KHOT SHITAL RAJARAM	14	26	23	23	24	34	24	27	135
22	KUMBHAR ANIKET ANANDA	18	22	23	24	22	30	26	26	109
23	LAGARE PRATHAMESH TANAJI	22	26	27	23	24	23	30	27	117
24	LAGARE PRATIKSHA YASHWANT	14	32	31	26	26	27	31	31	148
25	MAGADUM SURESH TANAJI	12	24	22	26	14	18	19	17	84
26	MAGDUM AISHWARYA RAJARAM	10	33	30	31	21	26	28	30	110
27	MANE SIDDHARTH SUNIL	11	17	08	30	15	24	21	17	77
28	MANE SUSHANT PRAKASH	14	23	23	25	22	22	22	22	82
29	MANE SUSHANT SANJAY	10	24	26	22	22	26	22	22	88
30	MHALUNGEKAR SWARNIL KRUSHNAT	15	18	23	21	20	22	22	22	90
31	MOHITE PRASHANT PRAKASH	17	18	22	26	21	24	23	15	83
32	MOHITE SHIVANI SANJAY	15	31	26	26	24	26	26	33	142
33	NAIK SUPRIYA LAXMAN	15	30	26	25	28	28	30	36	137
34	KANDURE SUHAS SARDAR	12	27	24	23	31	25	22	27	91
35	PATIL ABHINAV SUNIL	12	23	21	22	23	24	26	27	108
36	PATIL ABHISHEK ANANDA	13	23	22	21	22	22	25	33	109
37	PATIL CHAITANYA DIPAK	11	16	23	21	13	21	12	12	87
38	PATIL CHANDRADIP TANAJI	11	22	24	24	21	28	14	19	76



39	PATIL NEHA SANJAY	16	37	28	27	23	26	38	31	121
40	PATIL PIVUSH RAJARAM	12	29	26	26	23	21	26	31	104
41	PATIL RAJSHREE RAMCHANDRA	14	36	25	24	24	24	35	30	133
42	PATIL ROHIT ANANDA	12	23	24	26	20	21	15	13	77
43	PATIL RUTUJA VILAS	13	32	24	33	26	26	29	32	124
44	PATIL RUTURAJ SHIVAJI	11	27	31	22	21	22	24	27	107
45	PATIL SAYALI AKARAM	12	32	36	23	27	25	31	26	140
46	PATIL SHIVANI NIVRUTTI	14	41	37	37	25	24	36	30	136
47	PATIL SHIVTEJ HARISHCHANDRA	16	24	34	23	21	25	23	23	76
48	PATIL SHIVTEJ VIJAY	13	23	31	25	22	23	13	19	70
49	PATIL SHREYAS BAJIRAV	14	29	33	27	28	23	29	31	117
50	PATIL SHUBHAM SADASHIV	14	28	33	22	23	24	30	27	92
51	PATIL SONALI SUHAS	13	19	22	33	22	26	18	14	77
52	PATIL TEJAS BABASO	17	22	22	22	24	20	14	20	70
53	PATIL YOGITA SANJAY	14	30	26	26	25	25	30	25	130
54	POTE ADITYA ANIL	12	30	37	23	27	26	31	26	99
55	POWAR SAYALI SHAHAJI	13	26	35	25	24	22	23	21	114
56	POWAR SWARAJ SHANKAR	11	24	26	24	24	26	24	24	81
57	SALASKAR VISHAL TANAJI	12	26	32	28	24	23	25	26	71
58	Firinge Rohit Vilas	10	22	21	19	27	23	25	30	147
59	Vibhute Viraj Vijay	17	17	24	23	23	21	24	20	73
60	Waydande Sheyash Shashikant	15	22	23	22	21	23	21	14	88
61	Yadav Amol Ashok	14	22	25	21	20	21	15	20	78
62	Savate Sanika Hindumv	12	23	22	22	15	21	15	13	103
63	Shelar Anirudha Maruti	11	29	30	26	24	27	21	22	72
64	Shelar Aaditya Dinkar	18	28	31	25	25	27	25	29	107
65	Bhosale Jaysri Bhagwan	14	23	23	27	25	22	25	28	115
66	Savare Prasad Sanjay	14	32	32	23	30	32	28	32	100
67	Torankar Aniket Nardev	14	32	28	22	21	23	23	29	90
68	Varpe Sanika Shahaji	16	43	35	27	30	33	40	34	144

Department of Chemistry

Calculation for programme outcome Attainment for the year 2023-2024

(B. Sc. III Chemistry)



Attainment of course outcome									
Semester (Theory)	Course Code (Paper No.)	Course Title	% of students above 60 % University Marks	Level of Attainment	80% Attainment above 60 % Internal Marks (I)	% of students above 60 % Internal Marks	Levels of attainments	20 % of Attainment Level in internal exam (II)	Attainment of Course (I+II)
Semester-V	IX	Inorganic Chemistry	4.41	1	0.80	100	3	0.60	1.4
	X	Organic Chemistry	25	1	0.80	100	3	0.60	1.4
	XI	Physical Chemistry	23.52	1	0.80	100	3	0.60	1.4
	XII	Analytical Chemistry	10.29	1	0.80	100	3	0.60	1.4
Semester-VI	XIII	Inorganic Chemistry	2.94	1	0.80	100	3	0.60	1.4
	XIV	Organic Chemistry	4.41	1	0.80	100	3	0.60	1.4
	XV	Physical Chemistry	16.17	1	0.80	100	3	0.60	1.4
	XVI	Industrial Chemistry	20.58	1	0.80	100	3	0.60	1.4
	Practical		25	1	0.80	100	3	0.60	1.4
								Total	12.6
								Average	1.4

Shripatrao Chougale arts & science college Mahwadi-Kotli.

Department of Chemistry
Attainment 2022-23



Sl.No.	Name of the Students	IX	X	XI	XII	XII I	IVX	XV	XVI	Practical
1	Jagtap Songram Rajaram	22	24	29	29	23	18	27	26	162
2	Patil Sagar Subhash	19	26	32	32	23	20	27	29	136
3	Patil Sushilkumar Shalaji	17	26	31	36	23	23	32	34	146
4	Patil Akshay Baburao	19	23	32	26	23	19	23	25	132
5	Kudale Karan Jyotiram	21	23	34	22	23	20	23	25	120
6	Chougale Sajit Sanjay	25	32	34	27	24	23	25	27	145
7	Mhaldar Shabina Sardar	24	34	30	28	24	23	24	38	130
8	Patil Shubham Hambarao	24	25	23	17	25	19	27	30	158
9	Shinde Shivani Shivaji	25	22	25	26	23	23	22	28	123
10	Khot Rohit Pandurang	28	28	24	25	23	23	26	35	138
11	Kumbhar Suraj Rajaram	21	23	24	26	22	24	23	26	122
12	Lavhate Vaibhav Dhondiram	22	29	23	23	22	25	28	25	126
13	Mhaldar Juber Yusim	26	34	35	27	28	26	25	28	168
14	Mharugade Aakash Tukaram	21	29	24	23	21	23	23	22	128
15	Shinde Shivani Shivaji	22	21	24	24	24	22	23	25	123
16	Patil Aaditya Baburao	18	27	32	23	23	24	25	24	131
17	Dubale Anirudha Tanaji	16	26	26	23	24	22	24	25	160
18	Firinge Rohit Vilas	11	22	21	19	27	23	26	30	147
19	Patil Roshikesh Dilip	31	27	37	29	32	25	30	33	185
20	Bade Vishwnath Mansing	26	31	29	22	28	34	25	27	118
21	Bhogeekar Chetan Prakash	26	32	29	24	27	22	26	30	149
22	Bhurvekar Indrajit Aakaram	25	31	33	24	27	25	26	29	138
23	Chavan Saurabh Shashikant	22	32	34	25	23	23	23	30	149
24	Chile Suraj Krushenat	29	38	30	27	26	24	33	31	182
25	Dabhade Prasad Anil	21	26	22	18	23	23	31	29	125
26	Gaikwad Maruti Dinkar	23	34	27	22	20	24	30	38	173
27	Hankare Sarika Dhondiram	24	35	35	33	28	24	30	38	144
28	Jamadar Rohan Mallinath	25	26	34	24	24	26	34	34	172
29	Kadam Jaydip Madhukar	23	28	22	23	22	24	23	25	130
30	Kamble Aarati Shripati	27	32	39	33	28	27	32	32	185
31	Kamble Sudasini Yuvraj	26	28	23	25	25	23	29	32	146
32	Kanale Robin Sarjerao	24	29	24	24	23	24	30	32	127
33	Khairmode Ratuja Rajendra	31	35	36	31	26	24	22	23	188
34	Khot Vaishnavi Shivaji	31	28	30	30	28	24	31	33	185
35	Kole Snehal Sardar	22	27	24	22	23	25	24	32	119
36	Magdum Divya Tanaji	29	37	42	37	28	25	33	37	182
37	Nagavkar Prashant Ramchandra	22	26	29	27	25	22	32	33	143



Department of Chemistry

Calculation for programme outcome Attainment for the year 2022-2023

(B. Sc. III Chemistry)

Attainment of course outcome									
Semester (Theory)	Course Code (Paper No.)	Course Title	% of students above 60 % University Marks	Level of Attainment	80% Attainment above 60 % Internal Marks (I)	% of students above 60 % Internal Marks	Levels of attainments	20 % of Attainment Level in internal exam (II)	Attainment of Course (I+II)
Semester-V	IX	Inorganic Chemistry	12.28	1	0.80	100	3	0.60	1.4
	X	Organic Chemistry	61.40	3	2.40	100	3	0.60	3
	XI	Physical Chemistry	80.70	3	2.40	100	3	0.60	3
	XII	Analytical Chemistry	92.98	3	2.40	100	3	0.60	3
Semester-VI	XIII	Inorganic Chemistry	77.19	3	2.40	100	3	0.60	3
	XIV	Organic Chemistry	77.19	3	2.40	100	3	0.60	3
	XV	Physical Chemistry	71.92	3	2.40	100	3	0.60	3
	XVI	Industrial Chemistry	56.14	3	2.40	100	3	0.60	3
	Practical		96.49	3	2.40	100	3	0.60	3
								Total	25.4
								Average	2.82

Shripatrao Chougule Arts & science college Malwadi-Kotoli.

Department of Chemistry
Attainment 2021-22



Sr.No.	Student Name	IX	X	XI	XII	XII I	XI V	XV	XVI	practical
1	PATIL SUNDAR DIP MAHADEV	26	30	30	37	35	38	30	47	171
2	PATIL SUNIL NATHAJI	31	27	31	38	30	37	31	47	171
3	DALAVI SOURABHI SAMBHAJ	31	36	31	28	35	34	34	47	177
4	LAGARE PRADEEP SHIVAJI	32	39	27	25	32	40	36	48	182
5	MAGDUM ABBENANDAN KOTIRAM	31	27	34	25	32	39	34	49	182
6	PATE VAIBHAV RAJRAO	31	27	35	39	37	38	38	46	169
7	BIRAJI ADITYA SUBHASHI	26	29	31	30	31	29	32	44	170
8	CHUGALE PRUTHVIRAJ NANDKUMAR	38	29	36	26	31	41	30	47	166
9	NGHARAGE DIPALI SHIVAJI	35	38	31	35	35	40	32	48	184
10	JADHAV ANIKETI KRUSHNAT	26	30	29	25	35	39	36	47	177
11	KAMBLE PRATHAMESH ASHOK	26	30	30	29	32	35	32	45	170
12	KHOT GANESH ANANDA	23	25	26	25	35	39	35	48	167
13	KUDALE MAYUR ANANDA	25	35	23	26	32	39	36	47	183
14	KUMBHAR MADHURI SAMBHAJI	31	33	32	36	34	39	34	49	194
15	LAGARE SWAPNALI SHIVAJI	30	36	24	35	32	40	34	48	187
16	LOKARE SIDDHESH SARDAR	34	32	39	20	38	38	37	46	170
17	MANE ABHDEET VISHWAS	31	30	34	33	39	39	39	46	183
18	MANE RUSHIKESH ANANDA	40	30	27	33	35	39	36	46	181
19	MOHITE PRUTHIVIRAJ PRAMOD	30	25	28	27	38	41	38	46	183
20	PATIL ABHIJIT VASANT	29	26	28	29	38	41	37	46	173
21	PATIL OMKAR SHANKAR	27	30	25	29	35	38	35	50	171
22	PATIL PRAVIN ANANDA	30	31	32	34	40	44	44	50	190
23	PATIL PRAVIN SURESH	34	35	30	27	37	40	40	50	191
24	PATE RANVEER RANGIRAO	31	41	34	40	44	42	39	49	184
25	PATIL SANIYOTI BHAGAWAN	29	31	27	25	33	44	36	47	185
26	PATIL SONALI BALU	32	37	25	26	36	36	29	48	143
27	PATIL SUSHAMA DEEPAJI	34	39	34	31	33	43	35	50	145
28	PATIL VIKAS SHIVAJI	29	26	29	31	32	40	30	48	181
29	POWAR GANESH SANJAY	36	29	23	34	34	40	30	47	181
30	POWAR VAIBHAV ADINATH	31	24	25	20	29	40	30	46	166
31	RASAL YOGESH DATTATRAY	36	30	35	32	30	38	29	46	179
32	RAVANDE GANESH RANGARAO	23	30	26	37	29	38	31	46	178
33	REBEKAR AKASH RAJARAM	22	23	35	25	29	42	32	48	182
34	SAWANT SANKETI TUKARAM	35	33	27	33	29	42	32	47	178
35	THURKI RANJIT SINGH KONDIRAM	36	36	36	25	31	40	31	48	192
36	THWALE ONKAR UMESH	34	23	39	30	29	39	30	47	179
37	VICHARE AYDHEET TANAJI	36	31	24	27	31	39	27	36	177
38	VICHARE SHASHIKANT TANAJI	30	28	31	31	31	44	24	46	183
39	YADAV CHANDRADIP SHIVAJI	30	36	26	24	29	38	21	46	165

Department of Chemistry

Calculation for programme outcome Attainment for the year 2021-2022

(B. Sc. III Chemistry)



Attainment of course outcome									
Semester (Theory)	Course Code (Paper No.)	Course Title	% of students above 60 % University Marks	Level of Attainment	80% Attainment above 60 % Internal Marks (I)	% of students above 60 % Internal Marks	Levels of attainments	20 % of Attainment Level in internal exam (II)	Attainment of Course (I+II)
Semester-V	IX	Inorganic Chemistry	69.23	3	2.40	100	3	0.60	3
	X	Organic Chemistry	64.10	3	2.40	100	3	0.60	3
	XI	Physical Chemistry	53.84	3	2.40	100	3	0.60	3
	XII	Analytical Chemistry	48.71	3	2.40	100	3	0.60	3
Semester-VI	XIII	Inorganic Chemistry	84.61	3	2.40	100	3	0.60	3
	XIV	Organic Chemistry	100	3	2.40	100	3	0.60	3
	XV	Physical Chemistry	87.17	3	2.40	100	3	0.60	3
	XVI	Industrial Chemistry	100	3	2.40	100	3	0.60	3
	Practical		100	3	2.40	100	3	0.60	3
								Total	27
								Average	3

Shripatrao Chougale arts & science college Malwadi-Kotoli.

Department of Chemistry
Attainment 2020-21



Srl No	Student Name	IX	X	XI	XII	XIII	XIV	XV	XVI	Practical
1	CHAVAN DATTATRAY TUKARAM	38	33	26	21	49	45	32	40	151
2	PATIL UTTAM SHAMBLAD	29	37	32	34	48	45	36	39	163
3	BANGE PANKAJ PANDURANG	35	29	31	20	36	39	35	29	152
4	IBHOSALE SHIVANI ANANDA	48	39	40	36	49	48	37	39	181
5	CHAVAN AJAY JAYSING	42	31	32	35	59	42	42	36	160
6	CHAVAN SOURABH SHAHAI	43	35	35	35	47	47	37	40	170
7	CHAVAN SUSHANT AANNAPPA	44	35	35	43	49	41	40	37	159
8	ICHUGALE GAYATRI RAJARAM	48	44	35	34	48	47	36	42	180
9	CHUGALE OMKAR RAJARAM	42	38	33	28	49	48	37	42	170
10	CHUGALE TUSHAR SUNIL	38	39	33	32	38	39	37	34	177
11	CHUGULE BHOAN RAJENDRA	38	39	32	33	38	39	37	32	172
12	CHUGULE VIKAS SHANKAR	48	37	23	35	49	44	29	42	181
13	DABHADE KAPIL DAYANAND	40	42	43	35	44	45	47	40	183
14	DONGARE MLESH HARI	32	29	22	29	38	39	37	31	148
15	GHOSARWADE PRATIK DAYANAND	39	37	37	33	39	42	38	27	152
16	GHUGARE VIRAJ PRAKASH	42	43	31	36	48	42	40	37	159
17	KURAV PALLAVI PRAKASH	47	45	33	37	50	50	41	36	182
18	GURAV SHUBHAM SAMBHAJI	36	34	34	34	48	40	41	39	156
19	HADRIAV HARSHADA BAJIRAO	50	50	37	44	50	48	39	37	182
20	HADHAV SUSHAMA BHAGWAN	48	44	33	34	48	47	36	42	168
21	KADAM VINAYAK SAKHARAO	33	40	26	34	45	43	36	39	142
22	KAMBLE ADARSH ASHOK	40	34	36	36	41	42	39	44	180
23	KAMBLE KIRAN RAGHUNATH	46	42	42	44	49	44	43	44	159
24	KAMBLE PRAJVAL MARUTI	37	32	34	30	42	43	40	35	144
25	KAPASE KOMAL VELAS	47	28	24	21	34	35	29	29	136
26	KHOTI SWATIKA KRUSHNATHI	43	47	39	38	44	44	33	40	185
27	KUMBHAR CHANDRADEEP DIGAMBAR	46	28	37	37	46	45	44	40	162
28	MAHADIK SURIT TANAJI	48	41	39	40	50	58	37	45	168
29	MANE ROHIT SHIVAJI	43	37	37	43	48	45	34	42	170
30	MANE RUSHIKESH MOHAN	47	38	41	45	49	47	41	44	170
31	NAKARDE TEJAS KRISHNAT	42	22	21	25	50	45	35	42	173
32	PATIL DIPALI ANAR	48	39	39	37	50	48	39	40	176
33	PATIL PRATHAMESH MOHAN	39	29	20	43	35	39	24	38	146
34	PATIL RAVINDRA PRAKASHI	39	39	30	36	49	34	45	40	177
35	PATIL RUTUGA BHIMRAO	48	40	30	36	40	48	39	40	188
36	PATIL SURAJ LAXMAN	48	40	42	38	49	48	30	40	171

37	PATIL SUSHANT ANANDA	41	28	35	35	45	46	35	37	138
38	PATIL UDAY MARUTI	50	46	45	47	50	48	47	48	191
39	PATIL VAIBHAV PRAKASHI	44	32	36	33	48	42	34	42	146
40	PATIL VISHAL ARJUN	40	27	34	35	47	41	45	39	167
41	PATIL VISHAL JAYSING	47	42	42	40	49	48	38	45	177
42	TAWADE SARVESH SARDAR	46	27	36	37	48	45	34	40	174
43	YADAV RAHUL BABASO	46	29	36	40	47	46	27	40	177





Department of Chemistry

Calculation for programme outcome Attainment for the year 2020-2021

(B. Sc. III Chemistry)

Attainment of course outcome									
Semester (Theory)	Course Code (Paper No.)	Course Title	% of students above 60 % University Marks	Level of Attainment	80% Attainment above 60 % Internal Marks (I)	% of students above 60 % Internal Marks	Levels of attainments	20 % of Attainment Level in internal exam (II)	Attainment of Course (I+II)
Semester-V	IX	Inorganic Chemistry	97.67	3	2.40	100	3	0.60	3
	X	Organic Chemistry	81.39	3	2.40	100	3	0.60	3
	XI	Physical Chemistry	86.04	3	2.40	100	3	0.60	3
	XII	Analytical Chemistry	93.02	3	2.40	100	3	0.60	3
Semester-VI	XIII	Inorganic Chemistry	100	3	2.40	100	3	0.60	3
	XIV	Organic Chemistry	100	3	2.40	100	3	0.60	3
	XV	Physical Chemistry	95.34	3	2.40	100	3	0.60	3
	XVI	Industrial Chemistry	100	3	2.40	100	3	0.60	3
	Practical		100	3	2.40	100	3	0.60	3
								Total	27
								Average	3

Shripatrao Chougule arts & science college Malwadi-Kutoli.

Department of Chemistry
Attainment 2019-20



Srl No	Student Name	IX	X	XI	XII	XIII	XIV	XV	XVI	Practical
2	PATIL GIRISH NIVRUTTI	35	21	33	27	35	35	32	41	163
3	JAGTAP DIGVIJAY SAMBHAR	21	33	32	34	34	31	37	34	140
4	CHAVAN VAIBHAV SANJAY	34	17	20	22	29	35	36	46	165
5	KALEKAR SANKET DHAVASO	23	36	33	33	27	37	29	43	159
6	PATIL AKSHAY ASHOK	21	35	34	34	24	33	34	41	154
7	BHOSALE VIJAYVINIH DEENAKRAO	36	36	22	29	26	41	28	31	165
8	NIMBALKAR ADITYA SARANG	31	34	33	31	28	27	35	37	159
9	ZITE RAJENDRA ASHOK	20	23	21	26	32	28	36	42	156
10	CHOUGALE TUSHAR SARDAR	24	22	22	27	37	28	28	34	157
11	PAWAR SURAJKUMAR SHANKAR	ab	10	Ab	Ab	31	30	31	35	Ab
12	JADHAV VINAY VIKAS	21	33	34	31	34	29	31	42	152
13	KAREKAR PRASAD DEEPAK	37	22	21	29	36	47	42	49	169
14	PATIL YOGESH DILIP	Ab	22	22	22	30	29	Ab	24	151
15	ISHELAR ASHWINI MARUTI	39	34	23	28	33	31	37	41	173
16	PATIL SHUBHAM ASHOK	42	45	29	34	36	36	43	38	172
17	GAIKWAD SACHIN SAMBHAR	33	37	37	30	29	36	34	43	169
18	GOLD KARAN SAMBHAJI	23	32	34	32	39	33	39	47	157
19	LAVHATE MAHESH VILAS	42	43	37	33	30	35	30	43	170
20	PACHGAVKAR MAHESH TANAJI	39	43	38	20	34	35	39	43	163
21	PARUT VIGNESH MARUTI	34	35	34	31	34	34	39	40	162
22	PATIL JATIN VILAS	38	35	33	34	39	33	37	40	157
23	PATIL SOURABHI DILIP	37	37	38	30	34	33	37	39	167
24	PATIL SUNIL SHIVAN	37	42	39	23	33	23	42	40	168
25	DAKARE ARJUN ANANDA	31	34	29	34	35	36	31	40	152
26	SHINDE SWAROOP SHAHAJI	35	37	33	33	33	36	34	40	160
27	TURAMBEKAR NITIN NAMDEV	34	34	36	29	32	36	35	45	165
28	DOMB PAVAN BINDULALAO	30	31	31	23	33	34	33	42	159
29	PATIL LAKHAN PANDURANGI	47	47	47	34	33	44	38	36	176
30	PATIL VIJAY SANJAY	34	22	36	32	28	35	27	39	157
31	PATIL DIPAK ANIL	26	47	23	34	29	36	28	40	168
32	BUTAR MANDAR MADILKAR	21	34	21	34	31	35	37	37	160
33	ATGIRE DATTATRAY SHAMILAO	21	37	31	34	29	32	39	38	158
34	CHAVAN SURAJ ANIL	21	32	34	23	28	29	42	39	155
35	KADAM ASHWINI SUKHADEV	23	44	39	35	31	28	44	42	174
36	KADAM OMKAR SATAPPA	23	33	33	31	29	25	46	47	150
37	KATKAR YOGESH SHIVAJI	21	34	34	23	26	32	38	39	157

38	PATIL SAURABH BHAIRAVNATH	22	36	36	24	28	31	39	41	152
39	CHOUGALE SOURABH ANANDA	22	34	29	34	34	36	34	31	152
40	PATIL NIRANJAN TANAJI	21	31	29	36	28	34	36	37	143
41	CHAVAN UTTAM BHIKAGI	22	34	21	31	32	34	36	36	149
42	CHAVAN PRATIKSHA BHIMRAO	31	24	30	38	35	39	44	45	180
43	BHACHATE DHANASHRI ASHOK	21	28	24	36	34	39	46	38	160
44	BHOSALE ASHWINI SARJERAO	27	39	34	34	33	34	47	44	188
45	KAMBLE SHRADDHA BABASO	24	24	25	29	33	37	37	45	155
46	KHOT PRANITA SARDAR	23	25	24	32	37	23	30	19	174
47	KHOT TEJASHREE BAJIRAO	23	24	25	33	30	36	32	36	175
48	KAMBLE DIKSHA KRUSHNAT	28	29	25	36	32	34	38	41	179
49	LAVHATE RUTUJA RAJARAM	23	33	36	28	28	32	38	36	176
50	PATIL URMILA SHIVAJI	20	28	27	37	31	31	41	42	176
51	PATIL AMRUTA JAYWANT	28	41	37	40	30	37	47	44	192
52	PATIL RUTUJA VITHAL	26	32	32	37	36	36	44	38	177
53	PATIL SAYALI SARDAR	19	33	29	39	32	39	43	41	158
54	REDEKAR MAYUR NIVAS	23	22	29	34	33	31	38	39	175
55	YADAV MANISHA MARUTI	31	25	28	37	29	38	42	36	177
56	PATIL SURAJ SUBHASH	24	31	25	28	33	34	46	44	182
57	CHOUGULE SANGRAM SHAHAJI	21	35	37	26	23	32	37	35	168
58	ZUNKE PAVAN BALU	24	47	25	40	29	36	33	35	177

Department of Chemistry

Calculation for programme outcome Attainment for the year 2019-20

(B. Sc. III Chemistry)



Attainment of course outcome

Semester (Theory)	Course Code (Paper No.)	Course Title	% of students above 60 % University Marks	Level of Attainment	80% Attainment above 60 % Internal Marks (I)	% of students above 60 % Internal Marks	Levels of attainments	20 % of Attainment Level in internal exam (II)	Attainment of Course (I-II)
Semester-V	IX	Physical Chemistry	39.65	1	0.60	100	3	0.60	1.2
	X	Inorganic Chemistry	68.96	3	2.40	100	3	0.60	3
	XI	Organic Chemistry	22.41	1	0.60	100	3	0.60	1.2
	XII	Industrial Chemistry	31.03	1	0.60	100	3	0.60	1.2
Semester-VI	XIII	Physical Chemistry	32.75	1	0.60	100	3	0.60	1.2
	XIV	Inorganic Chemistry	44.82	1	0.60	100	3	0.60	1.2
	XV	Organic Chemistry	48.27	2	1.60	100	3	0.60	2.2
	XVI	Analytical Chemistry	51.72	2	1.60	100	3	0.60	2.2
	Practical		100	3	2.40	100	3	0.60	3
								Total	16.4
								Average	1.82



DEPARTMENT OF COMPUTER SCIENCE

Result Analysis

2.6 Attainments of programme outcomes, programme specific outcomes, course outcomes are evaluated by the institution.

Attainment levels For university exams

Level1	below45%Studentsscoringmorethan60%marks
Level 2	45-60%Studentsscoringmorethan 60%marks
Level3	≥60% Studentsscoringmorethan60%marks

For internal exams

Level1	below60%Studentsscoringmorethan60%marks
Level2	60-80%Studentsscoringmorethan 60%marks
Level3	above80%Studentsscoringmorethan60%marks

Program Outcome Level	Target Attainment (Exclusive Method)
Level1	0.5-1.0
Level2	1.0-1.5
Level3	1.5-2.0
Level4	2.0-2.5
Level5	2.5-3.0

Department of Computer Science

Years	Average Attainment s	Average attainment by in direct method	80 % of Average Attainment of Course (I)	20 % Average Attainment of indirect method (II)	Average PO Attainment (I+II)	Target Attainment Level
2019-2020	1.84	1	2.40	0.20	2.60	5
2020-2021	3	1	2.32	0.20	2.52	5
2021-2022	3	1	2.40	0.20	2.60	5
2022-2023	2.55	1	2.40	0.20	2.39	4
2023-2024	2.55	1	2.24	0.20	2.44	4

[Signature]
H.O.D.
 Computer Science
 Shripatrao Chougule Arts & Science
 College, Malwadi - Kotli

[Signature]
PRINCIPLE
 SHRIPATRAO CHOUGULE ARTS AND SCIENCE
 COLLEGE AND MAJARA VIDYALAY
 MALWADI, KOTLI.

Department of Computer Science
Attainment 2019-20



Sr. No.	PRN	CO IX	CO X	CO XI	CO XII	CO XIII	CO XIV	CO XV	CO XVI	Practical
1	BUVA ARVIND GOVIND	22	22	22	21	45	29	31	26	150
2	DABHADE SANDESH KERABA	22	22	22	37	38	23	28	20	150
3	JADHAV AJIT AKARAM	27	24	27	29	39	30	35	23	163
4	KHOT AMAR BANDU	33	33	37	33	44	29	30	28	189
5	KHOT ASHOK SHRIPATI	29	25	27	27	45	33	35	24	183

Department of Computer Science
 Calculation for programme outcome Attainment for the year 2019-20 (B. Sc. III Course
 Science)



Attainment of course outcome

Semester (Theory)	Course Code (Paper No.)	Course Title	% of students above 60 % University Marks	Level of Attainment	80% Attainment above 60 % Internal Marks (I)	% of students above 60 % Internal Marks	Levels of attainments	20 % of Attainment Level in internal exam (II)	Attainment of Course (I+II)
Semester V	Paper IX	Core Java	20	1	0.80	100	3	0.60	1.40
	Paper X	C# Programming	20	1	0.80	100	3	0.60	1.40
	Paper XI	LINUX Part-I	20	1	0.80	100	3	0.60	1.40
	Paper XII	Python Part-I	40	1	0.80	100	3	0.60	1.40
Semester VI	Paper XIII	Advanced Java	100	3	2.40	100	3	0.60	3
	Paper XIV	ASP.NET	80	3	2.40	100	3	0.60	3
	Paper XV	LINUX Part-II	40	1	0.80	100	3	0.60	1.40
	Paper XVI	Python Part-II	0	0	0	100	3	0.60	0.60
		Practical	100	3	2.40	100	3	0.60	3
								Total	16.60
								Average	1.84




Department of Computer Science
Attainment 2020-21

Sr. No.	PRN	CO IX	CO X	CO XI	CO XII	CO XIII	CO XIV	CO XV	CO XVI	Practical
1	Bandal Pravin Sanju	45	33	38	44	43	44	40	25	187
2	Parit Navnath Tukaram	45	36	40	44	47	43	41	38	185
3	Patil Sagar Maruti	46	38	39	46	46	39	45	36	186



Department of Computer Science
 Calculation for programme outcome Attainment for the year 2020-21 (B. Sc. III Semester)
 Science)

Attainment of course outcome									
Semester (Theory)	Course Code (Paper No.)	Course Title	% of students above 60 % University Marks	Level of Attainment	80% Attainment above 60 % Internal Marks (I)	% of students above 60 % Internal Marks	Levels of attainments	20 % of Attainment Level in internal exam (II)	Attainment of Course (I+II)
Semester V	Paper IX	Core Java	100	3	2.40	100	3	0.60	3
	Paper X	C# Programming	100	3	2.40	100	3	0.60	3
	Paper XI	LINUX Part-I	100	3	2.40	100	3	0.60	3
	Paper XII	Python Part-I	100	3	2.40	100	3	0.60	3
Semester VI	Paper XIII	Advanced Java	100	3	2.40	100	3	0.60	3
	Paper XIV	ASP.NET	100	3	2.40	100	3	0.60	3
	Paper XV	LINUX Part-II	100	3	2.40	100	3	0.60	3
	Paper XVI	Python Part-II	66.66	3	2.40	100	3	0.60	3
		Practical	100	3	2.40	100	3	0.60	3
								Total	27
								Average	3



Department of Computer Science
Attainment 2021-22

Sr. No	Student Name	CO IX	CO X	CO XI	CO XII	CO XIII	CO XIV	CO XV	CO XVI	Practical
1	Bauchkar Sankalp Sanjay	45	40	40	44	40	40	36	36	169
2	Bhosale Mahesh Gunaji	41	34	38	36	39	40	36	29	121
3	Dubale Prathamesh Dadaso	30	27	34	38	39	38	36	34	129
4	Kamble Rohan Sukhadev	27	37	24	27	39	38	36	34	115
5	Kamble Saurabh Vasudev	24	42	24	34	40	40	36	36	124
6	Khade Gayatri Shankar	50	34	36	36	40	40	32	36	156
7	Patil Abhishek Mahadev	45	30	27	29	38	38	35	35	131
8	Patil Digvijay Dilip	46	32	34	30	32	40	32	35	142
9	Patil Vaibhav Pandurang	43	27	37	38	40	39	34	36	145
10.	Magdum Aniket Ashok	49	27	36	35	39	39	30	33	147



Department of Computer Science
 Calculation for programme outcome Attainment for the year 2021-22 (B. Sc. III Computer Science)

Attainment of course outcome									
Semester (Theory)	Course Code (Paper No.)	Course Title	% of students above 60 % University Marks	Level of Attainment	80% Attainment above 60 % Internal Marks (I)	% of students above 60 % Internal Marks	Levels of attainments	20 % of Attainment Level in internal exam (II)	Attainment of Course (I+II)
Semester V	Paper IX	Core Java	80	3	2.40	100	3	0.60	3
	Paper X	C# Programming	70	3	2.40	100	3	0.60	3
	Paper XI	LINUX Part-I	70	3	2.40	100	3	0.60	3
	Paper XII	Python Part-I	80	3	2.40	100	3	0.60	3
Semester VI	Paper XIII	Advanced Java	100	3	2.40	100	3	0.60	3
	Paper XIV	ASP.NET	100	3	2.40	100	3	0.60	3
	Paper XV	LINUX Part-II	100	3	2.40	100	3	0.60	3
	Paper XVI	Python Part-II	90	3	2.40	100	3	0.60	3
		Practical	100	3	2.40	100	3	0.60	3
								Total	27
								Average	3



Department of Computer Science
Attainment 2022-23

Sr. No.	PRN	CO IX	CO X	CO XI	CO XII	CO XIII	CO XIV	CO XV	CO XVI	Practical
1	Patil Aniket Subhash	27	32	37	35	24	36	38	33	125
2	Patil Nikita Krushnat	26	32	39	39	24	36	38	31	141
3	Patil Pruthviraj Yuvraj	27	39	39	41	26	36	40	35	189
4	Patil Rohan Gangaram	28	40	41	39	30	41	40	36	140



Department of Computer Science
 Calculation for programme outcome Attainment for the year 2022-23 (B. Sc. III
 Science)

Attainment of course outcome									
Semester (Theory)	Course Code (Paper No.)	Course Title	% of students above 60 % University Marks	Level of Attainment	80% Attainment above 60 % Internal Marks (I)	% of students above 60 % Internal Marks	Levels of attainments	20 % of Attainment Level in internal exam (II)	Attainment of Course (I+II)
Semester V	Paper IX	Core Java	0	0	0	100	3	0.60	0.60
	Paper X	C# Programming	100	3	2.40	100	3	0.60	3
	Paper XI	LINUX Part-I	100	3	2.40	100	3	0.60	3
	Paper XII	Python Part-I	100	3	2.40	100	3	0.60	3
Semester VI	Paper XIII	Advanced Java	25	1	0.80	100	3	0.60	1.4
	Paper XIV	ASP.NET	100	3	2.40	100	3	0.60	3
	Paper XV	LINUX Part-II	100	3	2.40	100	3	0.60	3
	Paper XVI	Python Part-II	100	3	2.40	100	3	0.60	3
		Practical	100	3	2.40	100	3	0.60	3
								Total	23
								Average	2.55

Department of Computer Science
Attainment 2023-24



Sr. No.	PRN	CO IX	CO X	CO XI	CO XII	CO XIII	CO XIV	CO XV	CO XVI	Practical
1	Atakire Sayali Dilip	29	29	31	34	31	31	33	35	181
2	Dalavi Vaishnavi Vilas	35	30	28	32	38	34	30	31	180
3	Kadam Abhijeet Narayan	29	26	28	29	36	31	33	27	173
4	MahadiK Payal Yuvraj	33	33	31	35	38	41	34	38	183
5	Parit Rushikesh Suresh	31	38	27	32	34	35	32	37	177
6	Patil Abhijeet Baburao	27	27	25	29	36	32	34	29	178
7	Patil Pratiksha Sambhaji	36	30	31	36	43	43	28	40	181
8	Patil Ruturaj Yuvraj	30	28	30	32	33	31	28	29	172
9	Patil Sonali Uttam	33	39	30	39	38	39	33	33	186
10	Redekar Tejashri Tanaji	27	29	32	32	38	37	33	33	185
11	Savare Aniket Dnyandev	26	27	31	24	35	31	31	24	180
12	Sutar Adinath Dodiram	28	23	27	29	30	25	28	28	170



Department of Computer Science
 Calculation for programme outcome Attainment for the year 2023-24 (B. Sc. III Sem. Computer Science)

Attainment of course outcome									
Semester (Theory)	Course Code (Paper No.)	Course Title	% of students above 60 % University Marks	Level of Attainment	80% Attainment above 60 % Internal Marks (I)	% of students above 60 % Internal Marks	Levels of attainments	20 % of Attainment Level in internal exam (II)	Attainment of Course (I+II)
Semester V	Paper IX	Core Java	50	2	1.60	100	3	0.60	2.20
	Paper X	C# Programming	41.66	1	0.80	100	3	0.60	1.40
	Paper XI	LINUX Part-I	58.33	2	1.60	100	3	0.60	2.20
	Paper XII	Python Part-I	66.67	3	2.40	100	3	0.60	3
Semester VI	Paper XIII	Advanced Java	100	3	2.40	100	3	0.60	3
	Paper XIV	ASP.NET	91.66	3	2.40	100	3	0.60	3
	Paper XV	LINUX Part-II	75	3	2.40	100	3	0.60	3
	Paper XVI	Python Part-II	58.33	2	1.60	100	3	0.60	2.20
		Practical	100	3	2.40	100	3	0.60	3
								Total	23
								Average	2.55

Shripatrao Chougule Arts and Science College Malwadi-Kotoli

Department of Physics

2.6 Attainments of programme outcomes, programme specific outcomes, course outcomes are evaluated by the institution.

Attainment levels

For university exams

Level 1	below 45% Students scoring more than 60% marks
Level 2	45-60% Students scoring more than 60% marks
Level 3	≥ 60% Students scoring more than 60% marks

For internal exams

Level 1	below 60% Students scoring more than 60% marks
Level 2	60-80% Students scoring more than 60% marks
Level 3	above 80% Students scoring more than 60% marks

Program Outcome Level	Target Attainment (Exclusive Method)
Level 1	0.5-1.0
Level 2	1.0-1.5
Level 3	1.5-2.0
Level 4	2.0-2.5
Level 5	2.5-3.0

Department of Physics

Years	Average Attainments	Average attainment by in direct method	80 % of Average Attainment of Course (I)	20 % Average Attainment of indirect method (II)	Average PO Attainment (I+II)	Target Attainment Level
2019-20	2.55	1	2.04	0.20	2.24	4
2020-21	2.82	1	2.25	0.20	2.45	4
2021-22	3.00	1	2.40	0.20	2.60	5
2022-23	2.73	1	2.18	0.20	2.38	4
2023-24	2.46	1	1.96	0.20	2.16	4


H.O.D.
Physics


PRINCIPAL



Shri Patrao Chougule Arts and Science College Malwadi-Kotoli

Department of Physics

Attainment 2019-20

Sr.No.	Student Name	IX	X	XI	XII	XIII	XIV	XV	XVI	Practical
1.	MANE SNEHAL NARAYAN	43	29	40	45	39	36	45	37	197
2.	CHOUGULE MANGESH DAGADU	26	27	47	48	39	31	36	32	193
3.	PARIT AKSHAY BAJIRAO	30	26	30	29	47	42	45	42	193
4.	PATIL OMKAR UDAYSING	25	25	20	36	45	32	42	35	191
5.	MORE ABHISHEK VISHWAS	24	23	22	31	40	38	37	26	171
6.	KAMBLE SOURAV SANJAYKUMAR	22	21	30	34	44	32	35	34	172
7.	PATIL PRADIP MAHIPATI	23	29	35	22	AB	23	28	26	AB
8.	KHADE MAHESH PRAKASH	26	22	22	34	45	33	38	28	171
9.	KUTRE MAKARAND NARAYAN	32	22	27	33	49	37	30	32	167
10.	PATIL GORAKSHA PRAKASH	27	32	22	30	33	32	28	29	182
11.	MANE RUTVIK MANOJ	21	34	24	30	42	30	30	32	175



Department of Physics

Calculation for programme outcome Attainment for the year 2019-2020 (B. Sc. III Physics)

Attainment of course outcome									
Semester (Theory)	Course Code (Paper No.)	Course Title	% of students above 60 % University Marks	Level of Attainment	80% Attainment above 60 % Internal Marks (I)	% of students above 60 % Internal Marks	Levels of attainments	20 % of Attainment Level in internal exam (II)	Attainment of Course (I+II)
Semester V	Paper IX	Mathematical Physics	27.27	1	0.80	100	3	0.60	1.40
	Paper X	Quantum Physics	18.18	1	0.80	100	3	0.60	1.40
	Paper XI	Classical Mechanics & Classical Electrodynamics	45.45	2	1.60	100	3	0.60	2.20
	Paper XII	Digital & analog Circuits & Instrumentation	81.81	3	2.40	100	3	0.60	3
Semester VI	Paper XIII	Nuclear & Particle Physics	90.90	3	2.40	100	3	0.60	3
	Paper XIV	Solid State Physics	90.90	3	2.40	100	3	0.60	3
	Paper XV	Atomic & Molecular Physics & Astro.	81.81	3	2.40	100	3	0.60	3
	Paper XVI	Energy Studies & Material Science	63.63	3	2.40	100	3	0.60	3
	Practical		100	3	2.40	100	3	0.60	3
								Total	23
								Average	2.55

H.O.D
Physics

Shriprasad Chougale Arts and Science
College, Malwad-Kotli

PRINCIPAL

SHRIPRASAD CHOUGALE ARTS AND SCIENCE
COLLEGE AND MAJHYAMIK VIDYALAYA
MALWAD, KOTLI



Shripatrao Chougule Arts and Science College Malwadi-Kotoli

Department of Physics

Attainment 2020-21

Sr.No.	Student Name	IX	X	XI	XII	XIII	XIV	XV	XVI	Practical
1.	Bhomkar pravin Vishwas	30	29	27	35	37	47	45	35	194
2.	Lavangare Ramesh Mahadu	29	22	30	40	37	43	37	33	193
3.	Lavangare Sambhaji Sattu	30	28	34	38	35	43	36	35	191
4.	Patil Prathmesh Dhondiram	30	31	31	34	37	46	39	39	197
5.	Tambavekar Nikhil Sanjay	43	43	35	40	36	44	39	40	197

Department of Physics

Calculation for programme outcome Attainment for the year 2020-2021 (B. Sc. III Physics)



Attainment of course outcome									
Semester (Theory)	Course Code (Paper No.)	Course Title	% of students above 60 % University Marks	Level of Attainment	80% Attainment above 60 % Internal Marks (I)	% of students above 60 % Internal Marks	Levels of attainments	20 % of Attainment Level in internal exam (II)	Attainment of Course (I+II)
Semester V	Paper IX	Mathematical Physics	80	3	2.40	100	3	0.60	3
	Paper X	Quantum Physics	40	1	0.80	100	3	0.60	1.4
	Paper XI	Classical Mechanics & Classical Electrodynamics	80	3	2.40	100	3	0.60	3
	Paper XII	Digital & analog Circuits & Instrumentation	100	3	2.40	100	3	0.60	3
Semester VI	Paper XIII	Nuclear & Particle Physics	100	3	2.4	100	3	0.60	3
	Paper XIV	Solid State Physics	100	3	2.40	100	3	0.60	3
	Paper XV	Atomic & Molecular Physics & Astro.	100	3	2.40	100	3	0.60	3
	Paper XVI	Energy Studies & Material Science	100	3	2.40	100	3	0.60	3
	Practical		100	3	2.40	100	3	0.60	3
								Total	25.4
								Average	2.82

(Signature)
H.O. D
 Physics
 Shri Patrao Chougule Arts & Science College, Malwadi, Kotoli

(Signature)
PRINCIPAL
 SHRI PATRAO CHOUGULE ARTS AND SCIENCE COLLEGE AND MAJHYAMIK VIDYALAYA MALWADI, KOTOLI.



Shri Patrao Chougule Arts and Science College Malwadi-Kotoli

Department of Physics

Attainment 2021-22

Sr.No.	Student Name	IX	X	XI	XII	XIII	XIV	XV	XVI	Practical
1.	PATIL RAJWARDHAN SARDAR	37	37	37	44	36	42	31	37	117
2.	LAVANGARE SANJIVINI TUKARAM	39	40	29	33	47	47	36	38	191
3.	KHOT ROHAN SHIVAJI	38	39	35	44	37	43	32	35	121



Department of Physics

Calculation for programme outcome Attainment for the year 2021-2022 (B. Sc. III Physics)

Attainment of course outcome									
Semester (Theory)	Course Code (Paper No.)	Course Title	% of students above 60 % University Marks	Level of Attainment	80% Attainment above 60 % Internal Marks (I)	% of students above 60 % Internal Marks	Levels of attainments	20 % of Attainment Level in internal exam (II)	Attainment of Course (I+II)
Semester V	Paper IX	Mathematical Physics	100	3	2.40	100	3	0.60	3
	Paper X	Quantum Physics	100	3	2.40	100	3	0.60	3
	Paper XI	Classical Mechanics & Classical Electrodynamics	66.66	3	2.40	100	3	0.60	3
	Paper XII	Digital & analog Circuits & Instrumentation	100	3	2.40	100	3	0.60	3
Semester VI	Paper XIII	Nuclear & Particle Physics	100	3	2.40	100	3	0.60	3
	Paper XIV	Solid State Physics	100	3	2.40	100	3	0.60	3
	Paper XV	Atomic & Molecular Physics & Astro.	100	3	2.40	100	3	0.60	3
	Paper XVI	Energy Studies & Material Science	100	3	2.40	100	3	0.60	3
	Practical		66.66	3	2.40	100	3	0.60	3
								Total	27.0
								Average	3.00

[Signature]

HOD
Physics

Shri Patrao Chougule Arts & Science College, Malwadi - Kotoli

PRINCIPAL

SHRI PATRAO CHOUGULE ARTS AND SCIENCE COLLEGE AND M.A. HYAMIK VIDYALAYA MALWADI, KOTOLI.



Shripatrao Chougule Arts and Science College Malwadi-Kotoli

Department of Physics

Attainment 2022-23

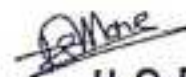
Sr.No.	Student Name	IX	X	XI	XII	XIII	XIV	XV	XVI	Practical
1.	ARANDE POONAM MANSING	45	38	30	38	24	39	43	35	177
2.	PATIL SANKET SANJAY	40	37	32	41	27	41	44	39	178
3.	PATIL TEJASHRI KRUSHNAT	27	27	31	34	27	33	44	41	184



Department of Physics

Calculation for programme outcome Attainment for the year 2022-2023 (B. Sc. III Physics)

Attainment of course outcome									
Semester (Theory)	Course Code (Paper No.)	Course Title	% of students above 60 % University Marks	Level of Attainment	80% Attainment above 60 % Internal Marks (I)	% of students above 60 % Internal Marks	Levels of attainments	20 % of Attainment Level in internal exam (II)	Attainment of Course (I+II)
Semester V	Paper IX	Mathematical Physics	66.66	3	2.40	100	3	0.60	3
	Paper X	Quantum Physics	66.66	3	2.40	100	3	0.60	3
	Paper XI	Classical Mechanics & Classical Electrodynamics	100	3	2.40	100	3	0.60	3
	Paper XII	Digital & analog Circuits & Instrumentation	100	3	2.40	100	3	0.60	3
Semester VI	Paper XIII	Nuclear & Particle Physics	0	0	0	100	3	0.60	0.60
	Paper XIV	Solid State Physics	100	3	2.40	100	3	0.60	3
	Paper XV	Atomic & Molecular Physics & Astro.	100	3	2.40	100	3	0.60	3
	Paper XVI	Energy Studies & Material Science	100	3	2.40	100	3	0.60	3
	Practical		100	3	2.40	100	3	0.60	3
								Total	24.6
								Average	2.73


H.O.D
 H.O.D Physics
 Shripatrao Chougule Arts & Science
 College, Malwadi - Kotoli


PRINCIPAL
 SHRIPATRAO CHOUGULE ARTS AND SCIENCE
 COLLEGE AND MALWADI VIDYALAYA
 MALWADI, KOTOLI.



Shripatrao Chougule Arts and Science College Malwadi-Kotoli

Department of Physics

Attainment 2023-24

Sr.No.	Student Name	IX	X	XI	XII	XIII	XIV	XV	XVI	Practical
1.	PATIL AMRUTA BAJIRAO	33	24	39	31	28	32	32	24	164
2.	PATIL SHIVANI TANAJI	26	24	28	25	31	28	27	20	162
3.	MUGADE SAYALI NIVAS	21	30	48	37	32	39	33	33	171

Department of Physics

Calculation for programme outcome Attainment for the year 2023-2024 (B. Sc. III Physics)



Attainment of course outcome									
Semester (Theory)	Course Code (Paper No.)	Course Title	% of students above 60 % University Marks	Level of Attainment	80% Attainment above 60 % Internal Marks (I)	% of students above 60 % Internal Marks	Levels of attainments	20 % of Attainment Level in internal exam (II)	Attainment of Course (I+II)
Semester V	Paper IX	Mathematical Physics	33.33	1	0.80	100	3	0.60	1.40
	Paper X	Quantum Physics	33.33	1	0.80	100	3	0.60	1.40
	Paper XI	Classical Mechanics & Classical Electrodynamics	66.66	3	2.40	100	3	0.60	3
	Paper XII	Digital & analog Circuits & Instrumentation	66.66	3	2.40	100	3	0.60	3
Semester VI	Paper XIII	Nuclear & Particle Physics	66.66	3	2.40	100	3	0.60	3
	Paper XIV	Solid State Physics	66.66	3	2.40	100	3	0.60	3
	Paper XV	Atomic & Molecular Physics & Astro.	66.66	3	2.40	100	3	0.60	3
	Paper XVI	Energy Studies & Material Science	33.33	1	0.80	100	3	0.60	1.40
	Practical		100	3	2.40	100	3	0.60	3
								Total	22.2
								Average	2.46

[Signature]

H.O.D
H. O. D

Physics

Shriparao Chougule Arts & Science College, Mahwadi - Kotoli

[Signature]
PRINCIPAL

Shriparao Chougule Arts and Science College, Mahwadi - Kotoli
Tal. Pant.



Dnyanga Shikshan Prasarak Mandal's

Shripatrao Chougule Arts & Science College Malwadi-Kotoli

Department Of Microbiology

2.6 Attainments of programme outcomes, programme specific outcomes, course outcomes are evaluated by the institution.

Attainment levels

For university exams

Level 1	below 45% Students scoring more than 60% marks
Level 2	45-60% Students scoring more than 60% marks
Level 3	≥ 60% Students scoring more than 60% marks

For internal exams

Level 1	below 60% Students scoring more than 60% marks
Level 2	60-80% Students scoring more than 60% marks
Level 3	above 80% Students scoring more than 60% marks

Program Outcome Level	Target Attainment (Exclusive Method)
Level 1	0.5-1.0
Level 2	1.0-1.5
Level 3	1.5-2.0
Level 4	2.0-2.5
Level 5	2.5-3.0

Department of Microbiology

Years	Average Attainments	Average attainment by in direct method	80 % of Average Attainment of Course (I)	20 % Average Attainment of indirect method (II)	Average PO Attainment (I+II)	Target Attainment Level
2019-20	2.57	1	2.05	0.20	2.25	4
2020-21	2.91	1	2.32	0.20	2.52	5
2021-22	3	1	2.40	0.20	2.60	5
2022-23	1.48	1	1.18	0.20	1.38	2
2022-23	2.11	1	1.68	0.20	1.88	3

Bohd.

H.O. D
Microbiology

Shripatrao Chougule Arts & Science College, Malwadi - Kotoli

[Signature]
PRINCIPAL

Shripatrao Chougule Art's and Science College Malwadi-Kotoli, Tal. Panhala, Dist. Kolhapur.

Shripatrao Chougule arts & science college Malwadi-Kotoli.

Department of Microbiology

Attainment 2019-2020



Sr. No.	Name of the Students	IX	X	XI	XII	XIII	XIV	XV	XVI	Practical
1	PATIL KOMAL UDAYSING	37	36	24	39	33	38	37	48	170
2	PATIL SNEHAL MARUTI	43	36	27	41	40	39	36	47	173
3	KUMBHAR SWARUP PANDURANG	40	40	39	39	31	31	35	47	145
4	PATIL SATISH PANDURANG	38	35	36	40	37	36	34	49	168
5	PATIL VAIBHAV DEELIP	23	36	38	23	34	35	36	48	145
6.	KHOT GETA RAMCHANDRA	36	29	21	34	33	36	35	45	168
7.	SUTAR SHRIKRISHNA MUKUND	39	38	36	25	27	35	31	47	140


PRINCIPAL
Shripatrao Chougule Art's and
Science College Malwadi-Kotoli,
Tal. Panhala, Dist. Kolhapur.

Department of Microbiology

Calculation for programme outcome Attainment for the year 2019-2020

(B. Sc. III Microbiology)

Attainment of course outcome									
Semester (Theory)	Course Code (Paper No.)	Course Title	% of students above 60 % University Marks	Level of Attainment	80% Attainment above 60 % Internal Marks (I)	% of students above 60 % Internal Marks	Mmmxxx xxxxxxxx xxx q	20 % of Attainment Level in internal exam (II)	Attainment of Course (I+II)
Semester-V	IX	Virology	85.71	3	2.40	100	3	0.60	3
	X	Immunology	57.04	2	1.60	100	3	0.60	2.20
	XI	Food and Industrial Microbiology	71.14	3	2.40	100	3	0.60	3
	XII	Agricultural Microbiology	71.14	3	2.40	100	3	0.60	3
Semester-VI	XIII	Microbial Genetics	85.71	3	2.40	100	3	0.60	3
	XIV	Microbial Biochemistry	100	3	2.40	100	3	0.60	3
	XV	Environmental microbiology	100	3	2.40	100	3	0.60	3
	XVI	Medical Microbiology	100	3	2.40	100	3	0.60	3
	Practical	CCPM-IV,V,VI,VII	100	3	2.40	100	3	0.60	3
								Total	23.20
								Average	2.57

JAN 2020
 2019-2020
 10/1/20

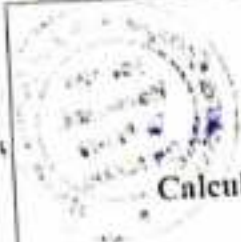
Shripatrao Chougule arts & science college Malwadi-Kotoli.
Department of Microbiology



Attainment 2020-21

Sr. No.	Name of the Students	IX	X	XI	XII	XIII	XIV	XV	XVI	Practical
1	CHOPADE SONIYA VIJAY	26	35	32	34	24	38	24	27	90
2	CHOUGALE RUTUJA SHIVAJI	34	42	29	40	40	34	37	40	180
3	DAREKAR SHIVANI DHONDIRAM	34	31	28	37	39	40	36	36	180
4	GULGULE DEEPA BABASAHEB	26	22	24	27	22	22	30	22	160
5	KAMBLE MRUNAL BABASO	44	44	40	42	39	45	37	40	170
6	PATIL PRAGATI SANJAY	45	44	40	42	39	45	36	44	193
7	PATIL SHIVANI JOTIRAM	42	42	40	42	40	45	36	44	194
8	PATIL SHIVANI MAHADEV	33	33	28	38	33	31	35	39	160
9	PATIL VAISHNVI JAYSING	34	42	34	40	37	39	32	40	182
10	VARUTE TEJASHRI KUMAR	31	39	28	39	31	39	28	39	182
11	JADHAV SIDDHESH SANTOSH	35	38	25	46	36	41	35	35	170
12	SAGAVAKAR NAMRATA KRUSHNAT	39	42	31	42	32	39	32	32	185


PRINCIPAL
 Shripatrao Chougule Art's and
 Science College Malwadi-Kotoli,
 Tal. Parbhani, Dist. Kolhapur.



Department of Microbiology

Calculation for programme outcome Attainment for the year 2020-2021

(B. Sc. III Microbiology)

Attainment of course outcome									
Semester (Theory)	Course Code (Paper No.)	Course Title	% of students above 60 % University Marks	Level of Attainment	80% Attainment above 60 % Internal Marks (I)	% of students above 60 % Internal Marks	XXXXXXXXXXXXXXXXXXXX	20 % of Attainment Level in internal exam (II)	Attainment of Course (I+II)
Semester-V	IX	Virology	83.33	3	2.40	100	3	0.60	3
	X	Immunology	91.66	3	2.40	100	3	0.60	3
	XI	Food and Industrial Microbiology	50	2	1.60	100	3	0.60	2.20
	XII	Agricultural Microbiology	91.66	3	2.40	100	3	0.60	3
Semester-VI	XIII	Microbial Genetics	83.33	3	2.40	100	3	0.60	3
	XIV	Microbial Biochemistry	91.66	3	2.40	100	3	0.60	3
	XV	Environmental microbiology	83.33	3	2.40	100	3	0.60	3
	XVI	Medical Microbiology	91.66	3	2.40	100	3	0.60	3
	Practical	CCPM-IV,V,VI,VII	83.33		2.40	100	3	0.60	3
								Total	26.20
								Average	2.91

Shripatrao Chougale arts & science college Malwadi-Kotoli.

Department of Microbiology

Attainment 2021-2022



Sr. No.	Name of the Students	IX	X	XI	XII	XIII	XIV	XV	XVI	Practical
1	BHOSALE NAMRATA LAXMAN	24	31	37	39	29	39	32	36	180
2	BUVA AKSHATA KRISHNAT	34	32	39	42	28	37	32	40	120
3	BUVA AKSHATA KRISHNAT	34	32	39	42	28	37	32	40	120
4	CHOUGALE SHIVANI SHIVAJI	31	35	41	41	32	41	32	38	110
5	DABHADE POOJA ANIL	36	35	44	43	29	38	30	35	100
6	KADAM PRIYANKA SARJERAO	34	40	42	45	29	36	36	39	110
7	KULKARNI VEDANTIKA CHANDRAKANT	36	24	39	37	30	36	30	30	100
8	MANE POOJA ANANDA	37	36	45	44	37	39	34	41	105
9	PATIL PRATIKSHA SARJERAO	31	32	40	48	26	42	31	37	105
10	PATIL UJJWALA SARDAR	39	31	39	44	31	42	39	45	100
11	POTDAR SHITAL SANJAY	20	36	27	33	30	38	27	35	110
12	SUTAR GITANJALI BABASO	39	36	45	44	36	42	31	42	120
13	CHOPADE SANGRAM ANANDA	32	31	29	39	30	39	32	39	100
14	CHOUGALE RAHUL VIJAY	28	32	31	31	31	36	27	36	110
15	GAIKWAD DHANASHRI SHANKAR	32	34	40	44	34	40	37	45	105
16	GAIKWAD OMKAR EKNATH	42	29	37	45	29	36	36	39	110

PRINCIPAL
Shripatrao Chougale Art's and
Science College Malwadi-Kotoli,
Tal. Parbhur, Dist. Kolhapur.

17	KUMBHAR PRATHAMESH SANJAY	41	43	35	43	29	38	32	32	105
18	MALI SOHAN RAJARAM	28	24	39	37	37	39	32	39	100
19	MORE ANIKET BABURAO	36	41	35	44	32	43	33	38	100
20	PARIT ABHIJEET DAGADU	30	25	28	28	27	40	29	38	100
21	PATIL AKASH ANANDA	30	24	24	34	32	38	34	38	100
22	PATIL SANGRAM YUVRAJ	35	35	31	43	29	40	29	37	105
23	PATIL SUNIL SANJAY	37	45	44	45	37	42	39	40	165
24	PATIL VISHAL MANSING	31	34	44	36	34	42	37	42	120
25	RAUT PRANAV PUNDLIK	30	28	20	35	34	42	30	38	100
26	SATPUTE SURESH SANJAY	37	34	40	42	35	43	31	41	105
27	SAWANT SEEMA BABASO	40	36	44	44	34	40	34	40	100
28	SUTAR AMIT SHAHAJI	34	39	44	45	34	44	37	40	170
29	SUTAR KAJAL PANDURANG	34	39	44	45	39	44	37	40	140



Department of Microbiology

Calculation for programme outcome Attainment for the year 2021-2022

(B. Sc. III Microbiology)

Attainment of course outcome									
Semester (Theory)	Course Code (Paper No.)	Course Title	% of students above 60 % University Marks	Level of Attainment	80% Attainment above 60 % Internal Marks (I)	% of students above 60 % Internal Marks	Levels of attainments	20 % of Attainment Level in internal exam (II)	Attainment of Course (I+II)
Semester-V	IX	Virology	86.20	3	2.40	100	3	0.60	3
	X	Immunology	79.31	3	2.40	100	3	0.60	3
	XI	Food and Industrial Microbiology	96.65	3	2.40	100	3	0.60	3
	XII	Agricultural Microbiology	96.35	3	2.40	100	3	0.60	3
Semester-VI	XIII	Microbial Genetics	65.51	3	2.40	100	3	0.60	3
	XIV	Microbial Biochemistry	100	3	2.40	100	3	0.60	3
	XV	Environmental microbiology	86.20	3	2.40	100	3	0.60	3
	XVI	Medical Microbiology	100	3	2.40	100	3	0.60	3
	Practical	CCPM-IV,V,VI,VII	72.41	3	2.40	100	3	0.60	3
								Total	27
								Average	3

Shripatrao Chougule arts & science college Malwadi-Kotoli.

Department of Microbiology



Attainment 2022-23

Sr. No.	Name of the Students	IX	X	XI	XII	XIII	XIV	XV	XVI	Practical
1	KAMBLE SHRADHA YUVARAJ	21	22	30	25	22	34	24	24	124
2	KHADE NIKITA TUKARAM	22	23	30	24	22	32	27	27	138
3	KHARADE PRATIKSHA SAKHARAM	30	28	35	35	23	27	27	22	145
4	PATIL AMRUTA ASHOK	28	25	29	26	22	30	24	31	120
5	PATIL SUNITA SAMHAJI	22	22	29	28	24	29	30	23	157
7	SHINDE PRAGATI BABASO	27	25	29	25	25	32	35	26	170
8	CHILE SATISH PANDURANG	30	28	35	35	22	27	27	22	112
9	DHUMAL SAKSHI NIVRUTTI	24	23	28	23	ab	ab	ab	ab	Ab
10	JADHAV ANIKET NIVRUTI	23	27	28	22	21	24	25	23	82
11	LAD DEVDATTA UDAYKUMAR	24	22	30	24	22	29	27	24	140
12	PATIL PALLAVI DHANAJI	29	23	32	24	24	30	35	26	169
13	PATIL SANKET PANDURANG	29	23	32	25	25	30	35	26	110
14	SHINDE VAIBHAV RAJARAM	22	23	24	24	17	25	25	22	92
15	ZENDE SUKANT RAMDAS	23	23	27	24	23	27	23	24	82
16.	PATIL DEEPALI BAJIRAO	24	24	31	39	38	37	40	35	130
17.	DEBAJE NIKITA SUKUMAR	26	37	34	35	36	36	41	33	117

PRINCIPAL

Shripatrao Chougule Art's and Science College Malwadi-Kotoli, Tal. Panhala, Dist. Kolhapur.

Department of Microbiology
Calculation for programme outcome Attainment for the year
2022-2023
(B. Sc. III Microbiology)

Attainment of course outcome									
Semester (Theory)	Course Code (Paper No.)	Course Title	% of students above 60 % University Marks	Level of Attainment	80% Attainment above 60 % Internal Marks (I)	% of students above 60 % Internal Marks	Levels of attainments	20 % of Attainment Level in internal exam (II)	Attainment of Course (I+II)
Semester-V	IX	Virology	11.76	1	0.80	100	3	0.60	1.40
	X	Immunology	5.88	1	0.80	100	3	0.60	1.40
	XI	Food and Industrial Microbiology	41.17	1	0.80	100	3	0.60	1.40
	XII	Agricultural Microbiology	23.52	1	0.80	100	3	0.60	1.40
Semester-VI	XIII	Microbial Genetics	11.76	1	0.80	100	3	0.60	1.40
	XIV	Microbial Biochemistry	47.05	2	1.60	100	3	0.60	2.20
	XV	Environmental microbiology	35.29	1	0.80	100	3	0.60	1.40
	XVI	Medical Microbiology	17.64	1	0.80	100	3	0.60	1.40
	Practical	CCPM-IV,V,VI,VII	41.17	1	0.80	100	3	0.60	1.40
								Total	13.40
								Average	1.48

Shripatrao Chougule arts & science college Malwadi-Kotoli.

Department of Microbiology

Attainment 2023-24



Sr. No.	Name of the Students	IX	X	XI	XII	XIII	XIV	XV	XVI	Practical
1	BHOMKAR SONAM NAMDEV	30	28	37	27	32	29	38	28	165
2	CHAVAN PRANALI BHIMRAO	37	31	37	27	31	29	36	29	150
3	GAIKWAD VAISHNAVI BABASO	33	28	30	33	33	28	30	28	166
4	GHODAKE SANIKA MAHADEV	31	28	31	35	33	28	32	26	165
5	GOSAVI PRANITA DILIP	37	26	31	33	32	30	32	29	155
6	JADHAV ASHWINI PRABHAKAR	25	26	26	30	25	29	33	25	126
7	KAMBLE PRIYANKA RAMCHANDRA	36	29	31	26	31	30	34	25	150
8	KAMBLE SHWETA PANDURANG	30	28	36	29	29	29	30	26	150
9	KHOT SNEHAL BABAJI	26	21	34	26	32	31	31	24	128
10	KUMBHAR PRAJAKTA BAJIRAO	26	29	32	30	28	25	29	26	128
11	KURADE SONAL PANDURANG	30	28	36	32	33	33	33	29	166
12	MANE SNEHAL SUBHASH	25	22	31	26	31	28	33	23	135
13	PATIL KAUSHALYA SHIVAJI	26	29	35	31	32	28	30	29	130
14	PATIL SANIKA MAHADEV	36	33	43	34	34	33	32	27	
15	TONE ASMITA ANKUSH	26	27	32	28	27	28	32	29	150
16	*WADKAR VAISHNAVI KRISHNAT	21	26	33	28	30	30	30	27	132

PRINCIPAL

Shripatrao Chougule Art's and
Science College Malwadi-Kotoli,
Tal. Panhata, Dist. Kolhapur.

17	CHAVAN PRAMOD BHIMRAO	30	25	34	24	30	28	37	31	128
18	DHOBAL SURAJ VASANTRAO	34	23	26	24	26	24	34	28	125
19	KADAM MAYURESH BHAGWAN	27	26	29	29	32	30	32	25	135
20	KHOT SUDEEP SHHAJI	24	28	34	23	29	27	29	24	126
21	KURADE SATISH PANDURANG	28	27	30	27	29	27	35	24	135
22	NARKE PRATHAMESH BABASAHEB	21	23	31	27	29	27	30	24	132
23	PATIL GANESH BALU	24	21	30	26	29	26	29	24	128
24	POWAR OMKAR SUBHASH	24	23	25	28	29	26	29	24	130
25	UDALE PRALHAD KRUSHNAT	28	28	31	32	31	29	32	29	130
26	PATIL SNEHAL SHRIKANT	39	39	39	40	27	27	25	26	155



Department of Microbiology

Calculation for programme outcome Attainment for the year 2023-2024

(B. Sc. III Microbiology)

Attainment of course outcome									
Semester (Theory)	Course Code (Paper No.)	Course Title	% of students above 60 % University Marks	Level of Attainment	80% Attainment above 60 % Internal Marks (I)	% of students above 60 % Internal Marks	Levels of attainments	20 % of Attainment Level in internal exam (II)	Attainment of Course (I+II)
Semester-V	IX	Virology	46.15	2	1.60	100	3	0.60	2.20
	X	Immunology	11.53	1	0.80	100	3	0.60	1.40
	XI	Food and Industrial Microbiology	84.61	3	2.40	100	3	0.60	3
	XII	Agricultural Microbiology	38.46	1	0.80	100	3	0.60	1.40
Semester-VI	XIII	Microbial Genetics	57.59	2	1.60	100	3	0.60	2.20
	XIV	Microbial Biochemistry	26.92	1	0.80	100	3	0.60	1.40
	XV	Environmental microbiology	80.76	3	2.40	100	3	0.60	3
	XVI	Medical Microbiology	3.84	1	0.80	100	3	0.60	1.40
	Practical	CCPM-IV,V,VI,VII	100	3	2.40	100	3	0.60	3
								Total	19
								Average	2.11



Dnyanganga Shikshan Prasarak Mandal's
Shripatrao Chougule Arts & Science college, Malwadi-Kotoli.

DEPARTMENT OF ELECTRONICS

2.6 Attainments of programme outcomes, programme specific outcomes, course outcomes are evaluated by the institution.

Attainment levels

For university exams

Level 1	below 45% Students scoring more than 60% marks
Level 2	45-60% Students scoring more than 60% marks
Level 3	≥ 60% Students scoring more than 60% marks

For internal exams

Level 1	below 60% Students scoring more than 60% marks
Level 2	60-80% Students scoring more than 60% marks
Level 3	above 80% Students scoring more than 60% marks

Program Outcome Level	Target Attainment (Exclusive Method)
Level 1	0.5-1.0
Level 2	1.0-1.5
Level 3	1.5-2.0
Level 4	2.0-2.5
Level 5	2.5-3.0

Department of Electronics

Years	Average Attainments	Average attainment by in direct method	80 % of Average Attainment of Course (I)	20 % Average Attainment of indirect method (II)	Average PO Attainment (I+II)	Target Attainment Level
2019-20	2.64	1	2.11	0.20	2.31	4
2020-21	2.37	1	2.26	0.20	2.46	4
2021-22	2.64	1	2.11	0.20	2.31	4
2022-23	2.2	1	1.76	0.20	1.96	3
2023-23	1.4	1	1.12	0.20	1.32	2


K. Q. D.
 Electronics

Shripatrao Chougule Arts & Science
 College, Malwadi - Kotoli


PRINCIPAL
 Shripatrao Chougule Art's and
 Science College Malwadi-Kotoli,
 Malwadi, Dist. Kolhapur.



Department of Electronics

Calculation for programme outcome Attainment for the year 2019-2020

(B. Sc. III Electronics)

Attainment of course outcome									
Semester (Theory)	Course Code (Paper No.)	Course Title	% of students above 60 % University Marks	Level of Attainment	80% Attainment above 60 % Internal Marks (I)	% of students above 60 % Internal Marks	Levels of attainments	20 % of Attainment Level in internal exam (II)	Attainment of Course (I+II)
Semester-V	IX	Electronics Instrumentation-I and Mechatronics	64.28	3	2.40	100	3	0.60	3
	X	Antenna and Wave Propagation	28.57	1	0.80	100	3	0.60	1.40
	XI	8051 Microcontroller Interfacing and Applications	50	2	1.60	100	3	0.60	2.20
	XII	Power Electronics Devices and Applications	57.14	2	1.60	100	3	0.60	2.20
Semester-VI	XIII	Electronics Instrumentation-II and Robotics	92.85	3	2.40	100	3	0.60	3
	XIV	Optoelectronics and IoT	78.57	3	2.40	100	3	0.60	3
	XV	Advanced Microcontroller: PIC	100	3	2.40	100	3	0.60	3
	XVI	Industrial Automation and PLC	100	3	2.40	100	3	0.60	3



	XI	8051 Microcontroller Interfacing and Applications	60	3	2.40	100	3	0.60	
	XII	Power Electronics Devices and Applications	20	1	0.80	100	3	0.60	1.40
Semester-VI	XIII	Electronics Instrumentation-II and Robotics	10	1	0.80	100	3	0.60	1.40
	XIV	Optoelectronics and IoT	60	3	2.40	100	3	0.60	3
	XV	Advanced Microcontroller: PIC	70	3	2.40	100	3	0.60	3
	XVI	Industrial Automation and PLC Programming	00	0	0	100	3	0.60	0.60
	Practical	Lab Course	90	3	2.40	100	3	0.60	3
								Total	21.4
								Average	2.37

Shripatrao Chougale arts & science college Malwadi-Kotoli.


Department of Electronics
Attainment 2019-20



Sr. No.	Name of the Students	IX	X	XI	XII	XIII	XIV	XV	XVI	Practical
1	Vharage Aniket Prakash	34	27	33	38	31	27	38	43	171
2	Patil Harshada Pandurang	36	24	41	23	43	25	35	38	188
3	Khot Raghavendra Chandrakant	33	24	31	33	29	27	39	44	162
4	Arande Krushnat Ganpati	34	25	23	38	35	35	44	44	183
5	Srudkar Raj Ramesh	35	27	37	25	36	32	42	44	189
6	Lavhate Ranjit Narsing	38	22	34	36	30	33	40	41	178
7	Arande Rohit Arjun	40	32	26	42	31	34	40	41	190
8	Misal Sujit Suresh	22	23	26	34	35	32	42	44	168
9	Patil Rajvardhan Bhimrao	38	42	45	36	32	37	44	44	197
10	Patil Sonali Sardar	25	29	24	26	33	30	39	44	188
11	Sulekar Dhanaji Ananda	23	24	26	26	33	36	38	43	189
12	Sutar Pradumay Prakash	21	23	23	22	35	30	39	43	167
13	Tambavekar Omkar Ganapati	34	40	43	37	39	37	42	44	196
14	Yadav Akshay Rajendra	24	34	24	26	38	35	44	39	170



Year-VI	Instrumentation-II and Robotics							
XIV	Optoelectronics and IoT	100	3	2.40	100	3	0.60	3
XV	Advanced Microcontroller: PIC	100	3	2.40	100	3	0.60	3
XVI	Industrial Automation and PLC Programming	00	00	00	100	3	0.60	0.60
Practical	Lab Course	100	3	2.40	100	3	0.60	3
							Total	23.8
							Average	2.64



Shripatrao Chougule arts & science college Malwadi-Kotoli.

Department of Electronics
Attainment 2020-21



Sr. No.	Name of the Students	IX	X	XI	XII	XIII	XIV	XV	XVI	Practical
1	Katkar Aniket Rajaram	27	34	24	32	26	30	24	21	71
2	Kumbhar Akshay Pradip	30	37	34	27	24	26	35	14	197
3	Lavhate Avinash Shamrao	32	37	30	27	27	24	35	14	198
4	Lavhate Vijay Tanaji	32	35	27	19	27	26	38	14	194
5	Nalawade Mahesh Hari	27	35	32	22	32	35	27	18	198
6	Patil Lahu Chandrakant	30	37	30	27	26	26	37	21	198
7	Patil Monika Prakash	35	40	40	32	27	34	40	26	194
8	Patil Sairaj Sambhaji	34	40	29	24	22	32	30	18	140
9	Pokhale Daulat Pandit	24	38	30	24	24	30	29	18	160
10	Shinde Nikhil Ramdas	35	38	27	24	19	32	30	18	197

Department of Electronics

Calculation for programme outcome Attainment for the year 2020-2021

(B. Sc. III Electronics)

Attainment of course outcome									
Semester (Theory)	Course Code (Paper No.)	Course Title	% of students above 60 % University Marks	Level of Attainment	80% Attainment above 60 % Internal Marks (I)	% of students above 60 % Internal Marks	Levels of attainment	20 % of Attainment Level in internal exam (II)	Attainment of Course (I+II)
Semester-V	IX	Electronics Instrumentation-I and Mechatronics	70	3	2.40	100	3	0.60	3
	X	Antenna and Wave Propagation	100	3	2.40	100	3	0.60	3



XIV	Optoelectronics and IoT	100	3	2.40	100	3	0.60	
XV	Advanced Microcontroller: PIC	100	3	2.40	100	3	0.60	3
XVI	Industrial Automation and PLC Programming	100	3	0.80	100	3	0.60	0.60
Practical	Lab Course	100	3	2.40	100	3	0.60	3
							Total	19.8
							Average	2.2

Shripatrao Chougule arts & science college Malwadi-Kotoli.

Department of Electronics
Attainment 2021-22



Sr. No.	Name of the Students	IX	X	XI	XII	XIII	XIV	XV	XVI	Practical
1	Chevan Vikas Sanjay	38	44	38	47	29	30	41	27	142
2	Mole Pradip Prakash	38	43	37	33	30	30	40	28	143
3	Patil Sntyajeet Babasaheb	40	46	37	36	30	30	42	25	141
4	Shelar Prathamesh Sambhaji	34	46	35	45	31	32	44	29	144

Department of Electronics
Calculation for programme outcome Attainment for the year 2021-2022
(B. Sc. III Electronics)

Attainment of course outcome

Semester (Theory)	Course Code (Paper No.)	Course Title	% of students above 60 % University Marks	Level of Attainment	80% Attainment above 60 % Internal Marks (I)	% of students above 60 % Internal Marks	Levels of attainments	20 % of Attainment Level in internal exam (II)	Attainment of Course (I+II)
Semester-V	IX	Electronics Instrumentation-I and Mechatronics	100	3	2.40	100	3	0.60	3
	X	Antenna and Wave Propagation	100	3	2.40	100	3	0.60	3
	XI	8051 Microcontroller Interfacing and Applications	100	3	2.40	100	3	0.60	3
	XII	Power Electronics Devices and Applications	100	3	2.40	100	3	0.60	3
Semester	XIII	Electronics	75	2	1.60	100	3	0.60	2.20

Shripatrao Chougule arts & science college Malwadi-Kotoli.

Department of Electronics
Attainment 2022-23



Sr. No.	Name of the Students	IX	X	XI	XII	XIII	XIV	XV	XVI	Practical
1	Kumbhar Nikita Keshav	31	39	29	28	36	30	31	27	153

Department of Electronics

Calculation for programme outcome Attainment for the year 2022-2023

(B. Sc. III Electronics)

Attainment of course outcome

Semester (Theory)	Course Code (Paper No.)	Course Title	% of students above 60 % University Marks	Level of Attainment	80% Attainment above 60 % Internal Marks (I)	% of students above 60 % Internal Marks	Levels of attainments	20 % of Attainment Level in internal exam (II)	Attainment of Course (I+II)
Semester-V	IX	Electronics Instrumentation-I and Mechatronics	100	3	2.40	100	3	0.60	3
	X	Antenna and Wave Propagation	100	3	2.40	100	3	0.60	3
	XI	8051 Microcontroller Interfacing and Applications	00	0	0	100	3	0.60	0.60
	XII	Power Electronics Devices and Applications	00	0	0	100	3	0.60	0.60
Semester-VI	XIII	Electronics Instrumentation-II and Robotics	100	3	2.40	100	3	0.60	3



Dnyanganga Shikshan Prasarak Mandal's
Shripatrao Chougule arts & science college Malwadi-Kotoli.
 Department of Mathematics

2.6 Attainments of programme outcomes, programme specific outcomes, course outcomes are evaluated by the institution.

Attainment levels

For university exams

Level 1	below 45% Student scoring more than 60% marks
Level 2	45-60% Student scoring more than 60% marks
Level 3	≥ 60% Student scoring more than 60% marks

For internal exams

Level 1	below 60% Student scoring more than 60% marks
Level 2	60-80% Student scoring more than 60% marks
Level 3	above 80% Student scoring more than 60% marks

Program Outcome Level	Target Attainment (Exclusive Method)
Level 1	0.5-1.0
Level 2	1.0-1.5
Level 3	1.5-2.0
Level 4	2.0-2.5
Level 5	2.5-3.0

Department of Mathematics

Years	Average Attainments	Average attainment by in direct method	80 % of Average Attainment of Course (I)	20 % Average Attainment of indirect method (II)	Average PO Attainment (I+II)	Target Attainment Level
2019-20	1.89	1	1.51	0.20	1.71	3
2020-21	2.82	1	2.26	0.20	2.46	4
2021-22	2.73	1	2.18	0.20	2.38	4
2022-23	1.6	1	1.28	0.20	1.48	2
2023-24	2.37	1	1.90	0.20	2.10	4

[Signature]
H.O.O
 Mathematics
 Shripatrao Chougule Arts & Science
 College Malwadi - K. S. J.

[Signature]
PRINCIPAL
 Shripatrao Chougule Art's and
 Science College Malwadi-Kotoli,
 Tal. Panhala, Dist. Kolhapur.

Shripatrao Chougule Arts & Science College Malwadi-Kotoli.

Department of Mathematics
Attainment 2019-20

Sr. No.	Name of the Students	IX	X	XI	XII	XIII	XIV	XV	XVI	Practical
1	Shete Shivam Shivaji	23	39	38	38	28	26	35	26	108
2	Patil Sanket Sardar	21	35	21	37	34	24	42	27	127
3	Rhayakar Kiran Balvant	24	39	23	36	27	25	41	AB	133
4	Khot Vaibhav Vilas	25	35	28	39	35	28	43	24	125
5	Khot Vikas Tanaji	22	21	22	34	25	23	37	25	101
6	Magdum Amit Sarjerao	23	24	27	26	30	28	32	30	107

Department of Mathematics

Calculation for programme outcome Attainment for the year 2019-2020

(B. Sc. III Mathematics)

Attainment of course outcome									
Semester (Theory)	Course Code (Paper No.)	Course Title	% of students above 60 % University Marks	Level of Attainment	80% Attainment above 60 % Internal Marks (I)	% of students above 60 % Internal Marks	Levels of attainments	20 % of Attainment Level in internal exam (II)	Attainment of Course (I+II)
Semester-V	IX	Real Analysis	0	0	0	100	3	0.60	0.60
	X	Modern Algebra	66.66	3	2.40	100	3	0.60	3
	XI	Partial Differential Equation	16.66	1	0.60	100	3	0.60	1.20
	XII	Numerical Methods-I	83.66	3	2.40	100	3	0.60	3
Semester-VI	XIII	Metric Spaces	50.00	2	1.60	100	3	0.60	2.20
	XIV	Linear Algebra	0	0	0	100	3	0.60	0.60
	XV	Complex Analysis	100	3	2.40	100	3	0.60	3
	XVI	Numerical Methods-II	20.00	1	0.60	100	3	0.60	1.20
	Practical	CML-IV,V,VI,VII	50.00	4	1.60	100	3	0.60	2.20
								Total	17
								Average	1.89

Shripatrao Chougule Arts & Science College Malwadi-Kotoli.

Department of Mathematics
Attainment 2020-21

Sr. No.	Name of the Students	IX	X	XI	XII	XIII	XIV	XV	XVI	Practical
1	Mandavkar Pradip Mahadev	7	22	40	44	38	23	35	37	163
2	Chougule Shubham Sadashiv	23	44	43	48	48	34	31	48	190
3	Dalavi Vidyatai Vilas	31	42	43	48	45	32	32	48	196
4	Desai Pallavi vilas	23	44	44	48	48	32	34	48	196
5	Dhumal Rutuja Dnyandev	26	44	44	43	47	32	36	50	198
6	Gaikwad Sourabh Vilas	43	28	39	41	44	25	41	45	182
7	Patil Sayali Sarjerao	32	43	45	48	45	34	37	50	197
8	Patil Snehal Mahadev	29	25	40	47	48	32	29	48	192
9	Vichare Ananda Dnyandev	20	31	42	45	46	31	39	44	184

Department of Mathematics

Calculation for programme outcome Attainment for the year 2020-2021

(B. Sc. III Mathematics)

Attainment of course outcome									
Semester (Theory)	Course Code (Paper No.)	Course Title	% of students above 60 % University Marks	Level of Attainment	80% Attainment above 60 % Internal Marks (I)	% of students above 60 % Internal Marks	Levels of attainments	20 % of Attainment Level in internal exam (II)	Attainment of Course (I+II)
Semester-V	IX	Mathematical Analysis	33.33	1	0.80	100	3	0.60	1.40
	X	Abstract Algebra	66.66	3	2.40	100	3	0.60	3
	XI	Optimization Technique	100	3	2.40	100	3	0.60	3
	XII	Integral Transform	100	3	2.40	100	3	0.60	3
Semester-VI	XIII	Metric Spaces	100	3	2.40	100	3	0.60	3
	XIV	Linear Algebra	77.77	3	2.40	100	3	0.60	3
	XV	Complex Analysis	88.88	3	2.40	100	3	0.60	3
	XVI	Discrete Mathematics	100	3	2.40	100	3	0.60	3
	Practical	CCPM-IV,V,VI,VII	100	3	2.40	100	3	0.60	3
								Total	25.40
								Average	2.82

Shripatrao Chougule Arts & Science College Malwadi-Kotoli.

Department of Mathematics
Attainment 2021-22

Sr. No.	Name of the Students	IX	X	XI	XII	XIII	XIV	XV	XVI	Practical
1	PAMAR SACHIN FANDIT	33	29	31	38	27	35	27	37	160
2	PATIL RUTVIK MADHUKAR	37	25	33	34	27	32	29	43	184
3	CHAVAN PRAMILA SHIVAJI	39	40	36	44	31	36	32	48	196
4	POWAR MUKUND SHAHAJI	39	36	40	35	26	36	30	41	193
5	POWAR NILESH BHAIRAVANATH	22	23	23	32	27	35	30	38	180
6	BHOSALE SURAJ TANAJI	28	40	36	34	28	29	32	48	194
7	GAIKAWAD SURAJRAV SARDAR	25	42	43	28	28	30	32	42	193
8	KALE SURAJ ARUN	25	40	43	26	28	31	33	41	150
9	GHEVARI AJIT RAJARAM	35	32	22	35	26	34	28	39	180

Department of Mathematics

Calculation for programme outcome Attainment for the year 2021-2022

(B. Sc. III Mathematics)

Attainment of course outcome									
Semester (Theory)	Course Code (Paper No.)	Course Title	% of students above 60 % University Marks	Level of Attainment	80% Attainment above 60 % Internal Marks (I)	% of students above 60 % Internal Marks	Levels of attainments	20 % of Attainment Level in internal exam (II)	Attainment of Course (I+II)
Semester-V	IX	Mathematical Analysis	55.55	2	1.60	100	3	0.60	2.20
	X	Abstract Algebra	66.66	3	2.40	100	3	0.60	3
	XI	Optimization Technique	88.88	3	2.40	100	3	0.60	3
	XII	Integral Transform	77.77	3	2.40	100	3	0.60	3
Semester-VI	XIII	Metric Spaces	11.11	1	0.80	100	3	0.60	1.40
	XIV	Linear Algebra	88.88	3	2.40	100	3	0.60	3
	XV	Complex Analysis	66.66	3	2.40	100	3	0.60	3
	XVI	Discrete Mathematics	100	3	2.40	100	3	0.60	3
	Practical	CCPM-IV,V,VI,VII	100	3	2.40	100	3	0.60	3
								Total	24.60
								Average	2.73

Shripatrao Chougule Arts & Science College Malwadi-Kotoli.

Department of Mathematics

Attainment 2022-23

Sr. No.	Name of the Students	IX	X	XI	XII	XIII	XIV	XV	XVI	Practical
1	Jadhav Suvadhan Sanjay	24	28	33	28	12	30	24	37	174
2	Chougale Vinaysagar Bhimrao	27	28	33	23	11	31	26	36	159
3	Jagtap Prathamesh Sarjerao	25	23	34	20	17	30	23	32	154

Department of Mathematics

Calculation for programme outcome Attainment for the year 2022-2023

(B. Sc. III Mathematics)

Attainment of course outcome									
Semester (Theory)	Course Code (Paper No.)	Course Title	% of students above 60 % University Marks	Level of Attainment	80% Attainment above 60 % Internal Marks (I)	% of students above 60 % Internal Marks	Levels of attainments	20 % of Attainment Level in internal exam (II)	Attainment of Course (I+II)
Semester-V	IX	Mathematical Analysis	0	0	0	100	3	0.60	0.60
	X	Abstract Algebra	0	0	0	100	3	0.60	0.60
	XI	Optimization Technique	100	3	2.40	100	3	0.60	3
	XII	Integral Transform	0	0	0	100	3	0.60	0.60
Semester-VI	XIII	Metric Spaces	0	0	0	100	3	0.60	0.60
	XIV	Linear Algebra	100	3	2.40	100	3	0.60	3
	XV	Complex Analysis	0	0	0	100	3	0.60	0.60
	XVI	Discrete Mathematics	100	3	2.40	100	3	0.60	3
	Practical	CCPM-IV,V,VI,VII	100	3	2.40	100	3	0.60	3
								Total	15
								Average	1.6

Shripatrao Chougule arts & science college Malwadi-Kotoli.

Department of Mathematics
Attainment 2023-24

Sr. No.	Name of the Students	IX	X	XI	XII	XIII	XIV	XV	XVI	Practical
1	Kamble Shlok Suresh	28	30	30	24	28	33	28	30	156
2	Kamble Yash krishnat	31	33	28	29	30	33	33	31	162
3	Patil Karan Shivaji	33	23	24	29	31	31	36	31	150
4	Patil Sandhya Krishnat	34	25	27	31	30	42	36	37	164
5	Patil Shreyash Baban	30	23	22	32	29	35	37	30	156
6	Pawar Rohan Ramchandra	26	24	25	31	27	29	34	29	144
7	Sutar Ruchita Raju	26	22	24	32	32	29	37	32	146

Department of Mathematics

Calculation for programme outcome Attainment for the year 2023-2024

(B. Sc. III Mathematics)

Attainment of course outcome									
Semester (Theory)	Course Code (Paper No.)	Course Title	% of students above 60 % University Marks	Level of Attainment	80% Attainment above 60 % Internal Marks (I)	% of students above 60 % Internal Marks	Levels of attainments	20 % of Attainment Level in internal exam (II)	Attainment of Course (I+II)
Semester-V	IX	Mathematical Analysis	57.14	2	1.60	100	3	0.60	2.2
	X	Abstract Algebra	28.57	1	0.80	100	3	0.60	1.40
	XI	Optimization Technique	14.28	1	0.80	100	3	0.60	1.40
	XII	Integral Transform	57.14	2	1.60	100	3	0.60	2.20
Semester-VI	XIII	Metric Spaces	57.14	2	1.60	100	3	0.60	2.20
	XIV	Linear Algebra	71.42	3	2.40	100	3	0.60	3
	XV	Complex Analysis	85.71	3	2.40	100	3	0.60	3
	XVI	Discrete Mathematics	85.71	3	2.40	100	3	0.60	3
	Practical	CCPM-IV,V,VI,VII	100	3	2.40	100	3	0.60	3
								Total	21.4
								Average	2.37

Signature

H.O.D.
Mathematics

Shripatrao Chaugule Arts & Science College, Malwadi-Kotoli, Tal. Panhala, Dist. Kolhapur.

PRINCIPAL

Shripatrao Chaugule Arts and Science College Malwadi-Kotoli, Tal. Panhala, Dist. Kolhapur.



Dnynganga shikshan prasarak mandal Malwadi sanchalit
Shripatrao Chougule Arts and Science College Malwadi-Kotoli.

Department of Botany

2.6 Attainments of programme outcomes, programme specific outcomes, course outcomes are evaluated by the institution.

Attainment levels

For university exams

Level1	below45%Studentsscoringmorethan60%marks
Level 2	45-60%Studentsscoringmorethan 60%marks
Level3	≥60% Studentsscoringmorethan60%marks

For internal exams

Level1	below60%Studentsscoringmorethan60%marks
Level2	60-80%Studentsscoringmorethan 60%marks
Level3	above80%Studentsscoringmorethan60%marks

Program Outcome Level	Target Attainment (Exclusive Method)
Level1	0.5-1.0
Level2	1.0-1.5
Level3	1.5-2.0
Level4	2.0-2.5
Level5	2.5-3.0

Department of Botany

Years	Average Attainments	Average attainment by in direct method	80 % of Average Attainment of Course (I)	20 % Average Attainment of indirect method (II)	Average PO Attainment (I+II)	Target Attainment Level
2019-20	2.28	1	1.82	0.20	2.02	4
2020-21	3	1	2.40	0.20	2.60	5
2021-22	3	1	2.40	0.20	2.60	5
2022-23	2.64	1	2.11	0.20	2.31	5
2023-24	19.5	1	15.6	0.20	15.8	3

P.P.B.
H.O.D

PRINCIPLE
 SHRIPATRAO CHOUGULE ARTS AND SCIENCE
 COLLEGE AND MAJHYAMIK VIDYALAYA
 MALWADI, KOTOLI,



Shripatrao Chougule Arts and Science College Malwadi-Kotoli.

Department of Botany

Attainment 2019-2020

No.	Student Name	CO IX	CO X	CO XI	CO XII	CO XIII	CO XIV	CO XV	CO XVI	Practical
1	Chavan Amruta Shivaram	20	22	26	28	29	39	30	45	180
2	Chavan Snehal Pradhan	24	31	27	25	38	37	25	49	194
3	Gaikwad Sarika Dinkar	31	30	36	40	36	40	37	45	194
4	Kolthakar Pradnya Prabodhkumar	Ab	Ab	Ab	Ab	Ab	Ab	Ab	Ab	Fail
5	Talekar Kajal Yashavant	34	25	27	35	34	42	37	46	198



Department of Botany

Calculation for programme outcome Attainment for the year 2019-2020 (BSC.III)

Botany

Attainment of course outcome									
Semester (Theory)	Course Code (Paper No.)	Course Title	% of students above 60 % University Marks	Level of Attainment	80% Attainment above 60 % Internal Marks (I)	% of students above 60 % Internal Marks	Levels of attainments	20 % of Attainment Level in internal exam (II)	Attainment of Course (I+II)
Semester V	Paper IX	Biology of Non Vascular Plant and Paleobotany	40	1	0.80	100	3	0.60	1.40
	Paper X	Genetics And Analytical Techniques in Plant Science	40	1	0.80	100	3	0.60	1.40
	Paper XI	Fundamentals of Plant Physiology and Ecology	20	1	0.80	100	3	0.60	1.40
Semester VI	Paper XII	Plant Biochemistry	40	1	0.80	100	3	0.60	1.40
	Paper XIII	Biology of Vascular Plant	60	3	2.40	100	3	0.60	3
	Paper XIV	Microbiology And Plant Pathology	80	3	2.40	100	3	0.60	3
	Paper XV	Plant Breeding, Biostatistics, and Horticulture	60	3	2.40	100	3	0.60	3
	Paper VI	Molecular Biology and Biotechnology	80	3	2.40	100	3	0.60	3
		Practical	100	3	2.40	100	3	0.60	3
								Total	20.6
								Average	2.28



Shripatrao Chougule Arts and Science College Malwadi-Kotoli.

Department of Botany

Attainment 2020-21

No.	Student Name	CO IX	CO X	CO XI	CO XII	CO XIII	CO XIV	CO XV	CO XVI	Practical
1	Chougale Tejas Dhanaji	21	32	32	28	34	31	37	39	150
2	Firinge Tejas-vilas	45	43	45	45	46	42	45	43	193
3	Gaikwad Nilam Yuvraj	45	40	47	38	45	39	45	48	196
4	Gaikwad Snehal Ravindra	45	41	47	38	45	40	44	50	196
5	Kamble Utkarsha Nivruti	40	41	47	57	43	38	42	43	188
6	Karale Ujjwala Dinkar	46	42	46	40	48	41	44	44	192
7	Khot Ashwini Ankush	29	43	38	30	43	35	33	46	180
8	Khot Pallavi Ishwara	42	46	44	33	37	34	37	37	160
9	Khot Shiwani Sarjerao	29	44	37	34	43	30	35	46	172
10	Kumbhar Ashwini Hari	33	38	37	26	39	Ab	34	34	158
11	Lavhate Sulbha Rajaram	47	43	47	44	47	40	44	43	197
12	Patil Aparna Babaso	44	42	48	42	47	37	44	50	198
13	Patil Krushnat Ananda	41	37	43	36	41	37	31	34	165
14	Patil Pratap Nivruti	45	44	50	42	47	45	47	50	198
15	Patil Rutuja Pandurang	40	35	46	37	30	35	34	41	170
16	Patil Shubhangi Pandurang	39	35	39	27	34	34	30	37	155
17	Sagavakar Varsha Sarjerao	30	30	27	21	42	35	32	44	170
18	Shelake Raju Balu	40	33	28	32	29	31	38	41	165
19	Shinde Prajakta Babaso	40	42	45	33	42	40	45	46	197

Department of Botany

Calculation for programme outcome Attainment for the year 2020-2021 (BSc.III)
Botany



Semester (Theory)	Course Code (Paper No.)	Course Title	Attainment of course outcome						
			% of students above 60 % University Marks	Level of Attainment	80% Attainment above 60 % Internal Marks (I)	% of students above 60 % Internal Marks	Levels of attainments	20 % of Attainment Level in internal exam (II)	Attainment of Course (I+II)
Semester V	Paper IX	Genetics and Plant Breeding	84.21	3	2.40	100	3	0.60	3
	Paper X	Micobiology, Plant Pathology and Mushroom Technology	100	3	2.40	100	3	0.60	3
	Paper XI	Cytology and Research Techniques in Biology	89.47	3	2.40	100	3	0.60	3
Semester VI	Paper XII	Horticulture and Gardening	78.94	3	2.40	100	3	0.60	3
	Paper XIII	Plant Biochemistry and Molecular Biology	94.73	3	2.40	100	3	0.60	3
	Paper XIV	Bioinformatics, Biostatistics and Economic Botany	94.73	3	2.40	100	3	0.60	3
	Paper XV	Plant Biotechnology and Paleobotany	100	3	2.40	100	3	0.60	3
	Paper XVI	Biofertilizers and Herbal Drug Technology	100	3	2.40	100	3	0.60	3
		Practical	100	3	2.40	100	3	0.60	3
								Total	27
								Average	3



Shripatrao Chougule Arts and Science College Malwadi-Kotoli.

Department of Botany

Attainment 2021-22

No	Student Name	CO IX	CO X	CO XI	CO XII	CO XIII	CO XIV	CO XV	CO XVI	Practical
1	Kamble Komal Anil	42	39	33	32	33	41	41	42	146
3	Lad Prathmesh Madhukar	42	35	36	29	34	41	43	45	151
4	Patil Arati Bajirao	40	37	40	36	36	43	44	47	153
5	Patil Pournima Shivaji	42	31	48	30	37	41	45	47	150

Department of Botany



Calculation for programme outcome Attainment for the year 2021-2022 (BSC.III)

Attainment of course outcome									
Semester (Theory)	Course Code (Paper No.)	Course Title	% of students above 60 % University Marks	Level of Attainment	80% Attainment above 60 % Internal Marks (I)	% of students above 60 % Internal Marks	Levels of attainments	20 % of Attainment Level in internal exam (II)	Attainment of Course (I+II)
Semester V	Paper IX	Genetics and Plant Breeding	100	3	2.40	100	3	0.60	3
	Paper X	Micobiology, Plant Pathology and Mushroom Technology	100	3	2.40	100	3	0.60	3
	Paper XI	Cytology and Research Techniques in Biology	100	3	2.40	100	3	0.60	3
Semester VI	Paper XII	Horticulture and Gardening	75	3	2.40	100	3	0.60	3
	Paper XIII	Plant Biochemistry and Molecular Biology	100	3	2.40	100	3	0.60	3
	Paper XIV	Bioinformatics, Biostatistics and Economic Botany	100	3	2.40	100	3	0.60	3
	Paper XV	Plant Biotechnology and Paleobotany	100	3	2.40	100	3	0.60	3
	Paper VI	Biofertilizers and Herbal Drug Technology	100	3	2.40	100	3	0.60	3
			Practical	100	3	2.40	100	3	0.60
								Total	27
								Average	3

Shripatrao Chougule Arts and Science College Malwadi-Kotoli.

Department of Botany

Attainment 2022-2023



No	Student name	CO IX	CO X	CO XI	CO XII	CO XIII	CO XIV	CO XV	CO XVI	Practical
1	Bauchkar Sayali Vijay	31	33	41	31	37	36	37	37	154
2	Patil Sangram Bhagwan	27	28	39	39	30	35	33	31	134
3	Zure Prajwal Mahesh	27	29	37	36	25	31	31	22	148

Department of Botany

Calculation for programme outcome Attainment for the year 2022-2023 (BSC.III)



Attainment of course outcome									
Semester (Theory)	Course Code (Paper No.)	Course Title	% of students above 60 % University Marks	Level of Attainment	80% Attainment above 60 % Internal Marks (I)	% of students above 60 % Internal Marks	Levels of attainments	20 % of Attainment Level in internal exam (II)	Attainment of Course (I+II)
Semester V	Paper IX	Genetics and Plant Breeding	33.33	1	0.80	100	3	0.60	1.40
	Paper X	Micobiology, Plant Pathology and Mushroom Technology	33.33	1	0.80	100	3	0.60	1.40
	Paper XI	Cytology and Research Techniques in Biology	100	3	2.40	100	3	0.60	3
Semester VI	Paper XII	Horticulture and Gardening	100	3	2.40	100	3	0.60	3
	Paper XIII	Plant Biochemistry and Molecular Biology	66.66	3	2.40	100	3	0.60	3
	Paper XIV	Bioinformatics, Biostatistics and Economic Botany	100	3	2.40	100	3	0.60	3
	Paper XV	Plant Biotechnology and Paleobotany	100	3	2.40	100	3	0.60	3
	Paper VI	Biofertilizers and Herbal Drug Technology	66.66	3	2.40	100	3	0.60	3
			Practical	100	3	2.40	100	3	0.60
								Total	23.8
								Average	2.64



Shripatrao Chougule Arts and Science College Malwadi-Kotoli.

Department of Botany

Attainment 2023-2024

No.	PRN	CO IX	CO X	CO XI	CO XII	CO XIII	CO XIV	CO XV	CO XVI	Practical
1	Kamble Amrapali Shankar	22	30	23	24	29	33	33	23	119
2	Yadav Vaibhavi Vilas	24	30	30	32	34	39	36	29	158
3	Kumbhar Ashwini Hari	33	38	37	26	39	31	34	34	158



Department of Botany

Calculation for programme outcome Attainment for the year 2023-2024 (BSC.III) Botany

Attainment of course outcome									
Semester (Theory)	Course Code (Paper No.)	Course Title	% of students above 60 % University Marks	Level of Attainment	80% Attainment above 60 % Internal Marks (I)	% of students above 60 % Internal Marks	Levels of attainments	20 % of Attainment Level in internal exam (II)	Attainment of Course (I+II)
Semester V	Paper IX	Genetics and Plant Breeding	33.33	1	0.80	100	3	0.60	1.40
	Paper X	Micobiology, Plant Pathology and Mushroom Technology	100	3	2.40	100	3	0.60	3
	Paper XI	Cytology and Research Techniques in Biology	66.66	3	2.40	100	3	0.60	3
Semester VI	Paper XII	Horticulture and Gardening	33.33	1	0.80	100	3	0.60	1.40
	Paper XIII	Plant Biochemistry and Molecular Biology	66.66	3	2.40	100	3	0.60	3
	Paper XIV	Bioinformatics, Biostatistics and Economic Botany	100	3	2.40	100	3	0.60	3
	Paper XV	Plant Biotechnology and Paleobotany	66.66	3	2.40	100	3	0.60	3
	Paper XVI	Biofertilizers and Herbal Drug Technology	33.33	1	0.80	100	3	0.60	1.40
			Practical	66.66	3	2.40	100	3	0.60
								Total	20.80
								Average	19.5



Dnyanganga Shikshan Prasarak Mandal, Malwadi Sanchalit

Shripatrao Chougule Arts and Science College

Malwadi Kotoli Tal. Panhal, Dist. Kolhapur

NAAC Accredited 3rd Cycle – CGPA – 2.73 (B+)



Dr. K. S. Chougule
Chairman



Late Shripatrao
Chougule (Dada)

Department of Psychology (PG)

Attainment levels

For university exams

Level 1	below 45% Students scoring more than 60% marks
Level 2	45-60% Students scoring more than 60% marks
Level 3	≥ 60% Students scoring more than 60% marks

For internal exams

Level 1	below 60% Students scoring more than 60% marks
Level 2	60-80% Students scoring more than 60% marks
Level 3	above 80% Students scoring more than 60% marks

Program Outcome Level	Target Attainment (Exclusive Method)
Level 1	0.5-1.0
Level 2	1.0-1.5
Level 3	1.5-2.0
Level 4	2.0-2.5
Level 5	2.5-3.0

Department of Psychology

Years	Average Attainments	Average attainment by in direct method	80 % of Average Attainment of Course (I)	20 % Average Attainment of indirect method (II)	Average PO Attainment (I+II)	Target Attainment Level
2023-24	2	1	1.6	0.4	2	3
2022-23	2	1	1.6	0.4	2	3
2021-22	0.8	1	0.6	0.2	0.8	1

B. B. B. B.
Head & Asst. Professor
Dept. of Psychology
Shripatrao Chougule Arts &

A. B. B. B.
PRINCIPAL
Shripatrao Chougule Art's and
Science College Malwadi Kotoli



Shripatrao Chougule Arts and Science College, Malwadi - Kotoli

Department of Psychology

Attainment 2023-24



NO.	STUDENT NAME	CO I	CO II	CO III	CO IV	CO V
1	CHAVAN SHRUTIKA TANAJI	55	47	43	78	38
2	CHOUGULE MAHESH SHAMRAO	72	52	65	75	40
3	KABIR DINKAR MARUTHI	76	48	50	81	40
4	KODVILKAR MANISHA VASANT	64	49	65	71	40
5	PATIL PRAJAKTA BHAGAVAN	77	55	75	58	34
6	PATIL PRIYANKA MAHAVEER	72	50	56	76	40
7	POWAR ANJALI ASHOK	60	52	58	79	40

Department of Psychology

Calculation for programme outcome Attainment for the year 2023-2024 (M.A. II
Counselling Psychology)



Attainment of course outcome									
Semester (Theory)	Course Code (Paper No.)	Course Title	% of students above 60 % University Marks	Level of Attainment	80% Attainment above 60 % Internal Marks (I)	% of students above 60 % Internal Marks	Level of attainments	20 % of Attainment Level in internal exam (II)	Attainment of Course (I+II)
Semester IV	DSC 07	Counselling Skills for Counsellors	85.71	3	2.4	100	3	0.6	3
	DSC 08	Assessment Techniques in Counselling Psychology	00	00	.00	100	3	0.6	00
	DSE 07	Introduction to Brief Psychotherapies	42.86	1	0.8	100	3	0.6	1.4
	DSE 08	Practicum	85.71	3	2.4	100	3	0.6	3
	SEC IV	Skill Enhancement Courses	100	3	2.4	100	3	0.6	2.4
								Total	9.8
								Average	2

Shripatrao Chougule Arts and Science College, Malwadi - Kotoli

Department of Psychology

Attainment 2022-23



NO.	STUDENT NAME	CO I	CO II	CO III	CO IV
1	SATHE ASHA SATTAPA	15	50	60	65
2	KAMBLE AMAR ASHOK	50	51	50	77
3	YADHAV ARCHANA	AB	AB	AB	AB
4	PATIL PRIYANKA GOVINDA	51	79	56	68
5	WANDRE SWATI SACHIN	50	79	54	70
6.	PATIL AMRUTA NANDKUMAR	51	63	55	15

Department of Psychology

Calculation for programme outcome Attainment for the year 2022-2023 (M. A II
Counselling Psychology)



Attainment of course outcome									
Semester (Theory)	Course Code (Paper No.)	Course Title	% of students above 60 % University Marks	Level of Attainment	80% Attainment above 60 % Internal Marks (I)	% of students above 60 % Internal Marks	Levels of attainments	20 % of Attainment Level in internal exam (II)	Attainment of Course (I+II)
Semester IV	Paper XIII	Counselling Skills for Counsellors	00	00	00	100	3	0.6	0.6
	Paper XIV	Assessment Techniques in Counselling Psychology	60	3	2.4	100	3	0.6	3
	Paper XV	Introduction to Brief Psychotherapies	20	1	0.8	100	3	0.6	1.4
	Paper XVI	Practicum	100	3	2.4	100	3	0.6	3
								Total	8
								Average	2

Shripatrao Chougule Arts and Science College, Malwadi - Kothli

Department of Psychology

Attainment 2021-22



NO.	STUDENT NAME	CO I	CO II	CO III	CO IV
1	GAVALI HANJUTAI BAJARANG	34	51	53	74
2	LAGARE SHAILEJA KRISHANATH	AB	AB	AB	AB
3	TAMBVEKAR TEJASWINI VILAS	AB	AB	AB	AB

Department of Counselling Psychology

Calculation for programme outcome Attainment for the year 2021-2022 (M. A. II)
Counselling Psychology)



Attainment of course outcome									
Semester (Theory)	Course Code (Paper No.)	Course Title	% of students above 60 % University Marks	Level of Attainment	80% Attainment above 60 % Internal Marks (I)	% of students above 60 % Internal Marks	Levels of attainments	20 % of Attainment Level in internal exam (II)	Attainment of Course (I+II)
Semester IV	Paper XIII	Counselling Skills for Counsellors	00	0	00	100	3	0.6	0.6
	Paper XIV	Assessment Techniques in Counselling Psychology	00	0	00	100	3	0.6	0.6
	Paper XV	Introduction to Brief Psychotherapies	00	00	00	100	3	0.6	0.6
	Paper XVI	Practicum	33.33	1	0.6	100	3	0.6	1.2
								Total	3
								Average	0.8



DnyangangaShikshanPrasarak MandalMalwadiSanchalit
ShripatraoChougule Arts and Science College Malwadi-Kotoli
M. A. Department of Economics

2.6 Attainments of programme outcomes, programme specific outcomes, course outcomes are evaluated by the institution.

Attainment levels
For University Exams

Level	below45%Students scoringmorethan60%marks
Level 2	45-60%Students scoringmorethan 60%marks
Level3	≥60% Students scoringmorethan60%marks

For Internal Exams

Level 1	below45%Students scoringmorethan60%marks
Level 2	45-60%Students scoringmorethan 60%marks
Level 3	≥60% Students scoringmorethan60%marks

Program Outcome Level	Target Attainment (Exclusive Method)
Level1	0.5-1.0
Level2	1.0-1.5
Level3	1.5-2.0
Level4	2.0-2.5
Level5	2.5-3.0

M. A. Department of Economics

Years	Average Attainments	Average attainment by in direct method	80 % of Average Attainment of Course (I)	20 % Average Attainment of indirect method (II)	Average PO Attainment (I+II)	Target Attainment Level
2023-24	2.1	1	1.68	0.42	2.1	4
2022-23	2.1	1	1.68	0.42	2.1	4
2021-22	2.6	1	2.08	0.52	2.6	5

Dr. Smt. M. H. Patil

PRINCIPAL
Shripatrao Chougule Art's and
Science College Malwadi-Kotoli,
Tal. Panhala, Dist. Kolhapur.



Shripatrao Chougale Arts and Science College Malwadi-Kotoli

M. A. Department of Economics
Attainment 2023-24

Sr No	Name of Student	CO IX	CO X	CO XI	CO XII	CO XIII	CO XIV	CO XV	CO XVI
1	Desai Sagar Ishwara	70	72	67	38	41	62	60	69
2	Patil Narayan Tukaram	51	55	38	36	31	49	30	54
3	Patil Subham Maruti	51	56	36	38	32	49	17	56
4	Gaikwad Abhishek Nandkumar	59	60	40	38	37	62	14	68
5	Gandhi Pallavi Dinkar	75	70	53	38	37	57	22	68
6	Shipugade Sachin Govind	65	71	62	40	57	69	53	71
7	Powar Rajesh Surjerna	71	72	58	38	37	57	22	68
8	Mane Mahesh Govind	59	70	49	30	37	53	53	22
9	Maskar Shailesh Vasant	61	62	51	40	38	50	19	63
10	Jadhav Snehdeep Shashikant	66	72	66	40	51	74	48	76
11	Ambekar Prakash Shivaji	71	69	73	40	39	66	52	73
12	Patil Deepak Dadu	67	71	57	42	35	52	18	59
13	Kamble Dattatray Balu	62	64	57	40	44	58	46	75
14	Kumbhar Kalyani Pandurang	65	63	58	40	39	59	48	67
15	Mole Sarita Suresh	63	64	53	36	37	51	49	62
16	Bhuske Amruta Prakash	62	68	65	36	31	58	50	70
17	Banke Pallavi Suresh	74	67	71	36	48	66	54	70
18	Bhike Sau Dnyandev	65	66	63	36	47	63	55	74
19	Desai Ashvini Prakash	76	70	56	36	48	59	54	70
20	Desai Balu Vilas	71	73	64	36	54	70	42	76
21	Lad Shivani Shivaji	73	78	59	36	48	75	58	74
22	Patil Yogita Gunda	74	70	59	38	47	62	47	64
23	Sabale Maruti Ashok	74	70	65	40	54	72	60	80



M. A. Department of Economics

Calculation for programme outcome Attainment for the year 2023-2024 (M. A. Economics)

Attainment of course outcome									
Semester (Theory)	Course Code (Paper No.)	Course Title	% of students above 60 % University Marks	Level of Attainment	80% Attainment above 60 % Internal Marks (I)	% of students above 60 % Internal Marks	Levels of attainments	20 % of Attainment Level in internal exam (II)	Attainment of Course (I+II)
Sem-III	Paper IX	Statistics Analysis	86.95	3	2.4	100	3	0.60	3
	Paper X	Macro Economic Analysis	91.30	3	2.4	100	3	0.60	3
	Paper XI	Economics of Labour	39.13	1	0.80	100	3	0.60	1.40
	Paper XII	Indian Public Finance	00.00	1	0.80	100	3	0.60	1.40
Semester IV	Paper XIII	International Economics	00.00	1	0.80	100	3	0.60	1.40
	Paper XIV	Economics of Growth and Development	52.17	2	1.6	100	3	0.60	2.20
	Paper XV	Cooperation Thoughts and Administration	8.69	1	0.80	100	3	0.60	1.40
	Paper XVI	Advanced Banking	82.60	3	2.40	100	3	0.60	3
								Total	16.8
								Average	2.1



Shripatrao Chougule Arts and Science College Malwadi-Kotoli

M. A. Department of Economics
Attainment 2022-23

No.	Name of Student	CO IX	CO X	CO XI	CO XII	CO XIII	CO XIV	CO XV	CO XVI
1	Goud Nitin Prabhakar	AB	AB	AB	AB	AB	AB	AB	AB
2	Nalawade Mahesh Hari	70	68	50	62	50	59	57	63
3	Patil Sharvari Manohar	50	61	56	55	52	51	57	56
4	Chougule Shrutika Mahadev	52	67	59	58	55	54	63	60
5	Gurav Shubham Sambhaji	49	64	57	56	53	50	50	62
6	Arande Shital Ananda	49	66	57	54	37	51	63	51
7	Yedage Ranjana Vitthal	49	61	57	52	52	19	57	62
8	Rahate Nitin Ghanashyam	59	76	65	55	50	19	62	52
9	Sutar Rani Shankar	58	69	64	60	55	52	58	58
10	Nale Sautai Shivaji	52	67	58	57	54	50	61	59
11	Patil Reshama Mahadev	59	67	67	62	56	50	63	65
12	Patil Rohit Vilas	59	67	65	61	57	50	58	62
13	Dhumal Dhanashri Papaso	67	78	68	61	50	53	64	50
14	Kamble Sunita Rangrao	68	74	69	61	50	52	64	50
15	Mohite Vandana Ramchandra	70	78	72	67	69	54	74	57
16	Patil Shilpatai Laxman	70	81	75	65	51	52	67	56
17	Patil Anita Jotiram	50	62	62	58	51	51	62	62
18	Patil Samindar Rajaram	77	73	77	73	64	55	80	76



M. A. Department of Economics

Calculation for programme outcome Attainment for the year 2022-2023 (M. A.Economics)

Attainment of course outcome									
Semester (Theory)	Course Code (Paper No.)	Course Title	% of students above 60 % University Marks	Level of Attainment	80% Attainment above 60 % Internal Marks (I)	% of students above 60 % Internal Marks	Levels of attainments	20 % of Attainment Level in internal exam (II)	Attainment of Course (I+II)
Sem-III	Paper IX	Statistics Analysis	35.29	1	0.80	100	3	0.60	1.40
	Paper X	Macro Economic Analysis	100	3	2.40	100	3	0.60	3.00
	Paper XI	Economics of Labour	58.82	2	1.60	100	3	0.60	2.20
	Paper XII	Indian Public Finance	52.94	2	1.60	100	3	0.60	2.20
Sem IV	Paper XIII	International Economics	11.76	1	0.80	100	3	0.60	1.40
	Paper XIV	Economics of Growth and Development	00.00	1	0.80	100	3	0.60	1.40
	Paper XV	Cooperation Thoughts and Administration	64.71	3	2.40	100	3	0.60	3.00
	Paper XVI	Advanced Banking	47.06	2	1.60	100	3	0.60	2.20
								Total	16.8
								Average	2.1

Shripatrao Chougule Arts and Science College Malwadi-Kotoli

M.A. Department of Economics
Attainment 2021-22



Sr. No.	Name of Student	CO IX	CO X	CO XI	CO XII	CO XIII	CO XIV	CO XV	CO XVI
1	Dome Sanjay Dhondiram	78	78	77	65	66	64	76	57
2	Kumbhar Arati Pandurang	68	81	84	65	70	63	76	54
3	Kumbhar Swapnali Shivaji	58	81	84	65	69	63	76	51
4	Patil Vaishali Prakash	57	72	71	61	69	59	66	60
5	Prabhavale Shrutika Vinayak	65	81	87	62	69	66	76	63
6	Bhosale Ajit Shivaji	58	52	68	58	66	67	69	53
7	Kadam Pooja Baban	52	61	73	78	69	64	66	56
8	Kambie Rasika Sahadev	70	64	83	57	70	64	77	53
9	Kamble Sumit Bhagwan	55	62	74	55	64	63	70	60
10	Khutale Amardip Baban	80	61	73	61	67	63	73	60
11	Padalkar Saurabh Keraba	55	54	70	64	64	60	70	50
12	Sankpal Manali Pramod	87	52	65	74	53	64	76	53
13	Sarnobat Vanita Krushnat	58	52	52	52	66	66	82	50
14	Shelar Rushikesh Madhukar	55	61	84	58	60	76	77	50
15	Shelar Swapnali Govind	51	57	65	51	72	67	69	55
16	Kumbhar Tejaswini Shrikant	77	53	62	67	69	66	69	55

M. A. Department of Economics

Calculation for programme outcome Attainment for the year 2021-2022 (M. A. Economics)



Attainment of course outcome									
Semester (Theory)	Course Code (Paper No.)	Course Title	% of students above 60 % University Marks	Level of Attainment	80% Attainment above 60 % Internal Marks (I)	% of students above 60 % Internal Marks	Levels of attainments	20 % of Attainment Level in internal exam (II)	Attainment of Course (I+II)
Semester III	Paper IX	Statistics Analysis	43.75	1	0.80	100	3	0.6	1.40
	Paper X	MacroEconomic Analysis	62.50	3	2.4	100	3	0.6	3.00
	Paper XI	Economics of Labour	93.75	3	2.4	100	3	0.6	3.00
	Paper XII	Indian Public Finance	62.5	3	2.40	100	3	0.6	3.00
Semester IV	Paper XIII	International Economics	93.75	3	2.40	100	3	0.6	3.00
	Paper XIV	Economics of Growth and Development	93.75	3	2.4	100	3	0.6	3.00
	Paper XV	Cooperation Thoughts and Administration	100	3	2.4	100	3	0.6	3.00
	Paper XVI	Advanced Banking	25	1	0.80	100	3	0.6	1.40
								Total	20.8
								Average	2.6


PRINCIPAL
 Shri Patraso Chougule Arts and
 Science College Malwadi-Kotoli,
 Tal. Panhala, Dist. Kolhapur.



IdnyangangaShikshanPrasarkMandalMalwadi-Sanchalit,

**Shripatrao Chougule Arts and Science College Malwadi- Kotioli,
Tal.Panhala ,Dist. Kolhapur.**

Department of English (PG)

Attainment levels

For university exams

Level 1	below45%Students scoring morethan 60%marks
Level 2	45-60%Students scoring more than 60%marks
Level 3	≥60% Students scoring more than 60%marks


For internal exams

Level 1	Below 60% Students scoring more than 60%marks
Level 2	60-80% Students scoring more than 60% marks
Level 3	above80% Students scoring more than 60% marks

Program Outcome Level	Target Attainment (Exclusive Method)
Level1	0.5-1.0
Level2	1.0-1.5
Level3	1.5-2.0
Level4	2.0-2.5
Level5	2.5-3.0

Department of English

Years	Average Attainment s	Average attainment by in direct method	80 % of Average Attainment of Course (I)	20 % Average Attainment of indirect method (II)	Average PO Attainment (I+II)	Target Attainment Level
2023-24	3.0	1	2.4	0.20	2.6	5
2022-23	2.06	1	1.65	0.41	2.06	5
2021-22	2.08	1	1.66	0.42	2.08	5


Shri. H. S. Shirsat
(Assist. prof. of English)


PRINCIPAL
Shripatrao Chougule Art's and
Science Collage Malwadi-Kotioli,
Tal.Panhala, Dist.Kolhapur.

Shripatrao Chougule Arts and Science College Malwadi-Kotioli
 Department of English
 Attainment 2023-24



No	Name of the Students	CC5 Drama in English	CC6 Critic al The ori es-	G1 DSE- 5 Victo rian and Mod ern Perio d	G1 DSE -6 Mo der n and Pos tm ode rn Bri tish Lite rat ure	Res ear ch Me tho dol ogy		CC7 Non- Fictio n in Engli sh	CC8 Critic al The ories	Spe cial Aut hor : Kin gsle y Am is G1 DSE -7	Bri tish Wo men Wri ter G1 DSE -8	Inte rns hip s
1	Jagdale Sweta Dagadu	24	38	33	22	73		39	22	46	40	71
2	Patil Varsha Kundalik	56	56	50	50	78		54	58	52	67	70
3	Kadam Prerana Laxman	55	62	41	58	73		59	63	66	57	75
4	Jadhav Pooja Dilip	51	52	33	50	70		51	63	52	47	70
5	Kamble Gitanjali Shivaji	51	61	49	49	73		63	52	50	50	88
6	Kandale Rutuja Rohit	49	63	53	44	75		51	61	49	49	73
7	Kumbhar Pallavi Sunil	56	52	51	50	76		56	57	52	72	74
8	Lavhate Sumit Shankar	50	45	50	50	71		50	54	51	50	71
9	Patil Puja Shankar	69	59	59	50	71		65	63	69	55	71

Department of English

Calculation for programme outcome Attainment for the year 2023-2024 (M. A. II)



Attainment of course outcome									
Semester (Theory)	Course Code (Paper No.)	Course Title	% of students above 60 % University Marks	Level of Attainment	80% Attainment above 60 % Internal Marks (I)	% of students above 60 % Internal Marks	Levels of attainment	20 % of Attainment Level in internal exam (II)	Attainment of Course (I+II)
Semester III	Paper CC5	Drama in English	90.00	3	2.40	100	3	0.6	3
	Paper CC6	Critical Theories-I	90.00	3	2.40	100	3	0.6	3
	Paper G1 DSE-5	Victorian and Modern Period	90.00	3	2.40	100	3	0.6	3
	Paper G1 DSE-6	Modern and Postmodern British Literature	80.00	3	2.40	100	3	0.6	3
		Term work		100.00	3	2.40	100	3	0.6
Semester IV	Paper CC7	Non-Fiction in English	90.00	3	2.40	100	3	0.6	3
	Paper CC8	Critical theories-II	90.00	3	2.40	100	3	0.6	3
	Paper G1 DSE-7	Special Author: Kingsley Amis	80.00	3	2.40	100	3	0.6	3
	G1 DSE-8	British Women Writer	80.00	3	2.40	100	3	0.6	3
		Term work		100.00	3	2.40	100	3	0.6
								Total	30
								Average	3.0

Shripatrao Chougule Arts and Science College Malwadi-Kotioli
Department of English
Attainment 2022-23



No.	Name of the Students	CC5 Drama in English	CC6 Critic al The ori es-	G1 DSE- 5 Victo rian and Mod ern Perio d	G1 DSE -6 Mo der n and Pos tm ode rn Bri tish Lite rat ure	Ter m wo rk		CC7 Non- Fictio n in Engli sh	CC8 Critic al The ori es	Spe cial Aut hor : Kin gsl e y Am is G1 DSE -7	Bri tish Wo me n Wri ter G1 DSE -8	Ter m Wo rk
1	Redekar Vijaya Vitthal	50	66	63	79	14		49	68	69	56	14
2	Mane Swati Pandurang	48	68	79	60	12		61	67	58	55	12
3	Kamble Suvidha Sambhaji	30	52	49	52	13		55	49	52	49	13
4	Patil Pooja Kundak	47	52	56	55	14		50	58	53	52	14
5	Sangar onkar Prakash	50	53	50	49	13		53	53	53	49	13
6	Adisare Snehal Shankar	48	53	51	49	14		60	49	58	49	14
7	Jadhav Trupti Balaso	48	51	55	78	15		59	76	63	63	15
8	Patil Girish Nivrutti	49	57	64	50	14		66	67	56	65	14
9	Patil Shubhangi Krushnath	50	51	58	48	16		69	68	64	68	15
10	Jadhav Kajal Pandurang	49	52	55	52	14		53	55	52	55	16



Department of English

Calculation for programme outcome Attainment for the year 2022-2023 (M. A. II English)

Attainment of course outcome									
Semester (Theory)	Course Code (Paper No.)	Course Title	% of students above 60 % University Marks	Level of Attainment	80% Attainment above 60 % Internal Marks (I)	% of students above 60 % Internal Marks	Levels of attainment	20 % of Attainment Level in internal exam (II)	Attainment of Course (I+II)
Semester III	Paper CC5	Drama in English	80.00	2	1.60	100	3	0.4	2
	Paper CC6	Critical Theories-I	100.00	3	2.40	100	3	0.6	3
	Paper G1 DSE-5	Victorian and Modern Period	100.00	3	2.40	100	3	0.6	3
	Paper G1 DSE-6	Modern and Postmodern British Literature	100.00	3	2.40	100	3	0.6	3
		Term work		100.00	3	2.40	100	3	0.6
Semester IV	Paper CC7	Non-Fiction in English	100.00	3	2.40	100	3	0.6	3
	Paper CC8	Critical theories-II	100.00	3	2.40	100	3	0.6	3
	Paper G1 DSE-7	Special Author: Kingsley Amis	100.00	3	2.40	100	3	0.6	3
	G1 DSE-8	British Women Writer	100.00	3	2.40	100	3		3
		Term work		100.00	3	2.40	100	3	3
								Total	26
								Average	2.6

Shripatrao Chougule Arts and Science College Malwadi-Kotioli
 Department of English
 Attainment 2021-22



No.	Name of the Students	CC5 Drama in English	CC6 Cri- tica l The- ori- es-	G1 DSE- 5 Victo- rian and Mod- ern Perio- d	G1 DSE- 6 Mo- der- n and Pos- tm- ode- rn Bri- tish Lite- ra- ture	SE C - 3E ngl- ish for EIT ecti- ve Bus- ine- ss Spe- aki- ng	CC7 Non- Fictio- n in Engl- ish	CC8 Cri- tica- l The- ori- es	Spe- cial Aut- hor- : Kin- g- sle- y Am- is G1 DSE -7	Bri- tish Wo- me- n Wri- ter G1 DSE -8	SE C-4 Bus- ine- ss Eng- lish :M- ana- ge- me- nt and Lea- der- shi- p
1	Kumbhar Radhika Rangrao	44	38	40	45	51	55	41	73	50	23
2	Arande Swarupa Suryakant	35	38	51	52	42	51	51	42	17	18
3	Nikam Rupesh Ashok	55	63	66	57	43	64	55	41	58	23
4	Mane Komal Sadashiv	54	53	52	56	26	55	50	56	61	24
5	Patil Snehal Krishanat	51	33	54	51	24	63	52	50	50	22
6	Mane Nishiganda Krishnath	56	57	52	52	24	37	52	51	34	22
7	Magar Mega Rajaram	33	54	51	50	41	50	45	50	50	21
8	Vichare Rekha Santu	33	55	51	56	42	50	41	50	58	24
9	Kamble Vrushali Ashok	52	57	51	52	25	52	43	50	55	24

Department of English

Calculation for programme outcome Attainment for the year 2021-2022 (M. A. II English)

Attainment of course outcome									
Semester (Theory)	Course Code (Paper No.)	Course Title	% of students above 60 % University Marks	Level of Attainment	80% Attainment above 60 % Internal Marks (I)	% of students above 60 % Internal Marks	Levels of attainment	20 % of Attainment Level in internal exam (II)	Attainment of Course (I+II)
Semester III	Paper CC5	Drama in English	55.00	1	0.80	100	3	0.60	1.4
	Paper CC6	Critical Theories-I	66.00	1	0.80	100	3	0.60	1.4
	Paper G1 DSE-5	Victorian and Modern Period	88.00	3	2.40	100	3	0.60	3
	Paper G1 DSE-6	Modern and Postmodern British Literature	88.00	3	2.40	100	3	0.60	3
		Term work		100.00	3	2.40	100	3	0.60
Semester IV	Paper CC7	Non-Fiction in English	100.00	3	2.40	100	3	0.60	3
	Paper CC8	Critical Theories-II	88.00	2	1.60	100	3	0.60	2.2
	Paper G1 DSE-7	Special Author: Kingsley Amis	77.00	2	1.60	100	3	0.60	2.2
	G1 DSE-8	British Women Writer	80.00	3	2.40	100	3	0.60	3
		Term work		100.00	3	2.40	100	3	0.60
									25.2
								Average	2.8



Dnyanganga Shikshan Prasarak Mandal, Malwadi Sanchalit
Shripatrao Chougule Arts and Science College,

Malwadi Kotoli Tal. Panhal, Dist. Kolhapur

NAAC Accredited 3rd Cycle – CGPA – 2.73 (B+)



Dr. K. S. Chougule
(Anna)

Late Shripatrao
Chougule (Dada)

2.6 Attainments of programme outcomes, programme specific outcomes, course outcomes are evaluated by the institution.

Attainment levels

For university exams

Level 1	below 45% Students scoring more than 60% marks
Level 2	45-60% Students scoring more than 60% marks
Level 3	≥60% Students scoring more than 60% marks

For internal exams

Level 1	below 60% Students scoring more than 60% marks
Level 2	60-80% Students scoring more than 60% marks
Level 3	above 80% Students scoring more than 60% marks

Program Outcome Level	Target Attainment (Exclusive Method)
Level 1	0.5-1.0
Level 2	1.0-1.5
Level 3	1.5-2.0
Level 4	2.0-2.5
Level 5	2.5-3.0

Department of Marathi

Years	Average Attainments	Average attainment by in direct method	80 % of Average Attainment of Course (I)	20 % Average Attainment of indirect method (II)	Average PO Attainment (I+II)	Target Attainment Level
2023-24	2.60	1	2.08	0.52	2.60	5
2022 - 23	1.80	1	1.44	0.36	1.80	3
2021-22	1.80	1	1.44	0.36	1.80	3

(Shri A. R. Mahajan)



PRINCIPAL
 Shripatrao Chougule Arts and
 Science College, Malwadi-Kotoli

Shripatrao Chougule Arts & Science College, Malwadi - Katoli.
Department of Marathi
Attainment 2023-24



Sr. No.	Students Name	CO- XIII	CO-IVX	CO-XV	CO XVI
1	BHOSALE BABASAHEB DINKAR	53	66	61	50
2	FIRINGE SANTOSH RANGRAO	60	64	73	65
3	GADGIL MANDHAKINI PRABHAKAR	71	77	70	68
4	GADGIL RAMCHANDRA RAMESH	69	71	63	74
5	GAIKWAD PRUTHIVIRAJ BAJIRAO	57	61	54	59
6	INAMDAR MEGHA DAYANAND	57	65	63	56
7	KAMBLE KOMAL ASHOK	61	66	70	57
8	KAMBLE OMKAR BAJARANG	59	66	58	49
9	KAMBLE PRIYANKA LAHU	67	78	81	76
10	KAMBLE TUSHAR DEVAPPA	65	61	70	67
11	LAD VIDYA SHAMRAO	70	76	71	73
12	MANGAWADE AKSHAY SATPAL	50	60	63	57
13	MOHITE ARATI SHRIKANT	73	79	72	63
14	PADAVAI SWAPNAGANDHA GANGARAM	64	60	57	49
15	PATIL BHAKTI JAGANNATH	69	77	68	73
16	PATIL UDDESH SARJERAO	AB	AB	AB	AB
17	PATIL YOGITA YUVRAJ	59	74	95	58
18	PILAWARE DIPALI SADASHIV	55	56	54	56
19	VHARAMBALE SANDIP BHAGAWAN	55	64	64	60

Department of Marathi

Calculation for programme outcome Attainment for the year 2023-2024 (M. A. II Marathi)

Attainment of course outcome									
Semester (Theory)	Course Code (Paper No.)	Course Title	% of students above 60 % University Marks	Level of Attainment	80% Attainment above 60 % Internal Marks (I)	Self student's above 60 % Internal Marks	Level of attainment	20% of Attainment Level in internal exam (II)	Attainment of Course (I+II)
Semester V	Paper XIII	Sanghshikshayjan	55.55	2	1.60	100	3	0.60	2.20
	Paper IVX	Vaigyanic sadhna	94.44	3	2.40	100	3	0.60	3
	Paper XV	Marathi sanghshikshayjan	77.77	3	2.40	100	3	0.60	3
	Paper XVI	Sadhna shiksha	50.00	2	1.60	100	3	0.60	2.20

Shripatrao Chougule Arts & Science College, Malwadi - Kotoli.
Department of Marathi
Attainment 2022-23



Sr. No.	Students Name	CO- XIII	CO-IVX	CO-XV	CO XVI
1	REDEKAR VISHAL DNYANDEV	50	50	52	54
2	KHOT SUBHASH JOTIRAM	AB	AB	AB	AB
3	PATIL MANSHING ANANDA	AB	AB	AB	AB
4	KAMBLE PALLAVI UMAJI	61	56	59	54
5	KAMBLE SHAILAJA BHIKAJI	52	60	57	52
6	KHOT ARTI NAMDEV	56	63	55	55
7	PATIL SHARVARI NITIN	54	61	50	55
8	PATIL DHANASHRI PANDURANG	51	62	54	58
9	PATIL SOHAN BAJIRAO	51	56	57	50
10	PATIL SUJATA DINKAR	70	64	64	56
11	PEDURKAR SHUBHANGI SANJAY	54	66	59	53
12	VANJIRE SANDEEP SHIVAJI	53	60	48	50
13	VELAHAL NAINESHA SHRIHARI	69	66	62	65

Department of Marathi

Calculation for programme outcome Attainment for the year 2022-2023 (M. A. II Marathi)

Attainment of course outcome									
Semester (Theory)	Course Code (Paper No.)	Course Title	% of students above 60 % University Marks	Level of Attainment	80% Attainment above 60 % Internal Marks (I)	% of students above 60 % Internal Marks	Levels of attainment	20 % of Attainment Level in internal exam (II)	Attainment of Course (I+II)
Semester V	Paper XIII	Samajbhashavidyan	27.27	1	0.80	100	3	0.60	1.40
	Paper IVX	Vaigamya'saakrut	72.72	3	2.40	100	3	0.60	3
	Paper XV	Marathi saariksheti varchal	18.18	1	0.80	100	3	0.60	1.40
	Paper XVI	Saakrut abhya	9.09	1	0.80	100	3	0.60	1.40

Shripatrao Chougule Arts & Science College, Malwadi - Kotoli.

Department of Marathi

Attainment 2021 - 22



Sr. No.	Students Name	CO- XIII	CO-IVX	CO-XV	CO XVI
1	POWAR AMRUTA BHAGAWAN	79	60	79	54
2	PATIL SAGEETA SHAMRAO	66	91	79	50

Department of Marathi

Calculation for programme outcome Attainment for the year 2021-2022 (M. A. II Marathi)

Attainment of course outcome									
Semester (Theory)	Course Code (Paper No.)	Course Title	% of students above 60 % University Marks	Level of Attainment	80% Attainment above 60 % Internal Marks (I)	% of students above 60 % Internal Marks	Levels of attainments	20 % of Attainment Level in internal exam (II)	Attainment of Course (I+II)
Semester V	Paper XIII	Samajhashuvidyan	100	3	2.40	100	3	0.60	2.40
	Paper IVX	Vaiganyin saskruti	100	3	2.40	100	3	0.60	2.40
	Paper XV	Marathi samikshachi vatachal	100	3	2.40	100	3	0.60	2.40
	Paper XVI	Saskruti abhyas	0	0	0.00	00	0	0.00	0.00




PRINCIPAL
 Shripatrao Chougule Art's and
 Science College Malwadi-Kotoli,
 Tal. Panhala, Dist. Kolhapur.

Shripatrao Chougale Art & Science Collage
Malawadi – Kotoli
Department Hindi M.A.



2.6 Attainments of programme outcomes, programme specific outcomes, course outcomes are evaluated by the institution.

Attainment levels

For university exams

Level1	below45%Students scoring more than 60%marks
Level 2	45-60%Students scoring more than 60%marks
Level3	≥60% Students scoring more than 60%marks

For internal exams

Level1	below60%Students scoring more than 60%marks
Level2	60-80%Students scoring more than 60%marks
Level3	above80%Students scoring more than 60%marks

Program Outcome Level	Target Attainment (Exclusive Method)
Level1	0.5-1.0
Level2	1.0-1.5
Level3	1.5-2.0
Level4	2.0-2.5
Level5	2.5-3.0

Department of Hindi M.A.

Years	Average Attainments	Average attainment by in direct method	80 % of Average Attainment of Course (I)	20 % Average Attainment of indirect method (II)	Average PO Attainment (I+II)	Target Attainment Level
2023-24	1.72	1	1.38	0.34	1.72	3
2022-23	2.40	1	1.92	0.48	2.40	4
2021-22	2.24	1	1.79	0.44	2.23	4

Dr. Vandana P. Patil
Assistant Professor & Head
Department of Hindi
Shripatrao Chougale Arts & So. College
Malawadi Kotoli, Tal. Panhala

PRINCIPAL
Shripatrao Chougale Arts and
Science College Malawadi-Kotoli
Tal. Panhala, Dist. Solapur

**Shripatrao Chougale Art & Science Collage
Malawadi – Kotoli
Department Hindi M.A.**



Attainment 2023-24

No.	Name	CO XIII	CO XIV	CO XV	CO XVI	SEC
1	Pohalkar Shivaraj Sunil	34	51	52	46	39
2	Patil Sharad Bhikaji	52	61	51	50	28
3	Satpute suresh Sanjay	Ab	63	55	63	32
4	Powar Vinayak Dagadu	41	53	56	52	28
5	Kamble Pratap Aanada	50	53	63	52	28
6	Kamble Surekha Krushnath	69	65	79	59	30
7	Savare Amar Pandurang	62	80	77	84	34



Department of Hindi

Calculation for programme outcome Attainment for the year 2023-2024 (M. A. II Hindi)

Attainment of course outcome									
Semester (Theory)	Course Code (Paper No.)	Course Title	% of students above 60 % University Marks	Level of Attainment	80% Attainment above 60 % Internal Marks (I)	% of students above 60 % Internal Marks	Levels of attainments	20 % of Attainment Level in internal exam (II)	Attainment of Course (I+II)
Semester VI	Paper XIII	Aadhunik Hindi Kavya	33.33	1	0.80	100	3	0.60	1.40
	Paper XIV	Sahityshastr	57.14	2	1.60	100	3	0.60	2.20
	Paper XV	Prayojanmulak Hindi	42.85	1	0.80	100	3	0.60	1.40
	Paper XVI	Rajabhasha Prashikshan	28.57	1	0.80	100	3	0.60	1.40
	SEC	Hindi Bloging	57.14	2	1.60	100	3	0.60	2.20
								Total	8.60
								Average	1.72

**Shripatrao Chougale Art & Science Collage
Malawadi – Kotoli
Department Hindi M.A.**



Attainment 2022-23

No.	Name	CO XIII	CO XIV	CO XV	CO XVI
1	Borate Krushnath Narayan	62	71	62	80
2	Gaikawad Shivani Tatoba	79	65	68	86
3	Gavali Avadhut Vittal	58	59	55	63
4	Ingale Vinayak Baban	71	73	72	74
5	Jadhav Amruta Ananda	74	72	72	80
6	Jagadale Prajkata	77	58	77	76
7	Kambale Ajit Bhimarao	79	69	75	76
8	Kamble Rupali Prakash	63	56	72	62
9	Lambore Deepali Bhikaji	79	63	61	78
10	Patil Prajkata Shivaji	78	74	74	84
11	Pednekar Pandurang Ekanath	73	73	64	79
12	Shinde Aishvarya Tanaji	67	70	64	78
13	Shinde Sidhesh Shivaji	59	52	54	60
14	Tipugade Vaibhav Suresh	63	54	54	69
15	Naik Kiran Tukaram	65	41	70	63
16	Gavandi Abhijit Prakash	62	62	70	77



Department of Hindi

Calculation for programme outcome Attainment for the year 2022-2023 (M. A. II Hindi)

Attainment of course outcome									
Semester (Theory)	Course Code (Paper No.)	Course Title	% of students above 60 % University Marks	Level of Attainment	80% Attainment above 60 % Internal Marks (I)	% of students above 60 % Internal Marks	Levels of attainments	20 % of Attainment Level in internal exam (II)	Attainment of Course (I+II)
Semester VI	Paper XII	Aadhunik Hindi Kavita	87.50	3	2.40	100	3	0.60	3
	Paper XIII	Pachhaaty kavyashastra	62.50	3	2.40	100	3	0.60	3
	Paper XIV	Prayojanmulak Hindi	81.25	3	2.40	100	3	0.60	3
	Paper XV	Anuvaad prouduyogiki	100	3	2.40	100	3	0.60	3
								Total	12
								Average	2.4



Shripatrao Chougale Art & Science Collage
Malawadi – Kotoli
Department Hindi M.A.

Attainment 2021-22

No.	Name	CO XIII	CO XIV	CO XV	CO XVI
1	Savare Santosh Shivaji	60	79	88	60
2	Bhosale Prakash Bajirao	79	89	85	54
3	Chougule Amruta Rangarao	73	86	92	54
4	Dabhade Jyoti Dayanand	66	83	95	57
5	Kamble Goraksh Gangaram	56	83	93	56
6	Patil Vijay Bandu	66	76	93	66
7	Patil Vijay Nivrutti	69	85	86	66
8	Powar Trupti Tanaji	69	85	89	60