



Dr. K. S. Chougule  
Chairman

Dyanganga Shikshan Prasarak Mandal, Malwadi Sanchalit

**Shripatrao Chougule Arts and Science Colleg**

Malwadi Kotoli Tal. Panhala, Dist. Kolhapur

NAAC Accredited 3rd Cycle – CGPA – 2.73 (B+)



Late Shripatrao  
Chougule (Dada)

---

## CRITERION 1

### Feedback Committee

### Report of Feedback Analysis on Curriculum

**(Student, Teacher, Alumni, Employer)**

**Academic Year: 2021-22**



9075744532

8329766065

7083509191

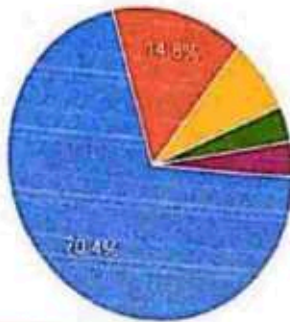
8390494478

7888108485

### Academic Year

27 responses

Copy



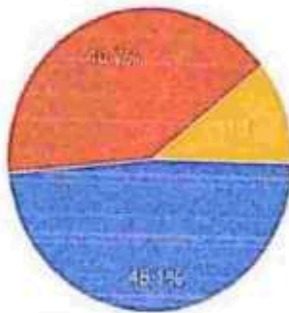
- 2021-22
- 2021-2022
- 2022-23
- 2022
- 22-23

### Feedback Form For Teachers

#### Curriculum is need based

27 responses

Copy

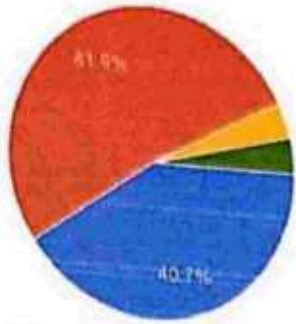


- Strongly Agree
- Agree
- Neutral
- Disagree



### Curriculum having Current Content

27 responses

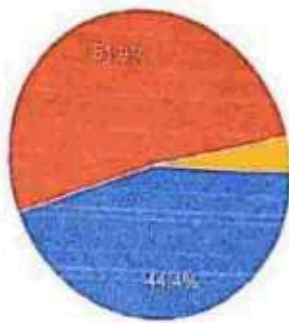


- Strongly Agree
- Agree
- Neutral
- Disagree

### Programme outcomes of the Syllabi is well defined

27 responses

Copy

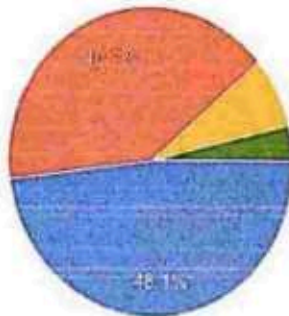


- Strongly Agree
- Agree
- Neutral
- Disagree

### Curriculum having good academic flexibility

27 responses

Copy

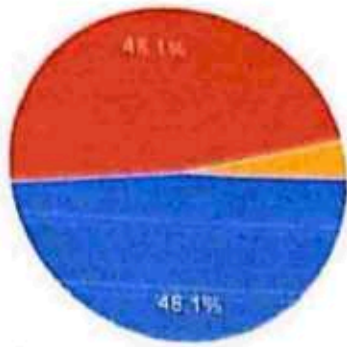


- Strongly Agree
- Agree
- Neutral
- Disagree



### Need of review of the syllabus

27 responses



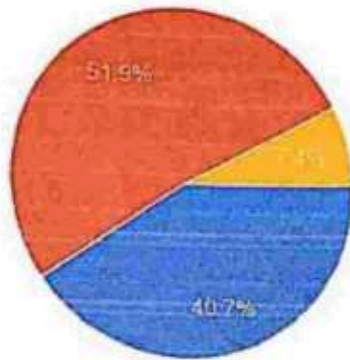
- Strongly Agree
- Agree
- Neutral
- Disagree

Copy



### Curriculum enhanced employability

27 responses

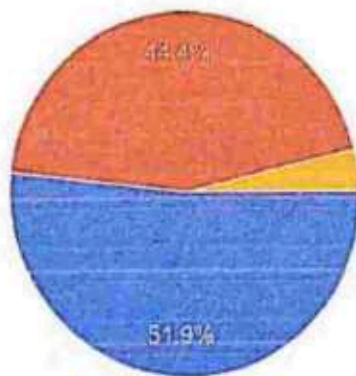


- Strongly Agree
- Agree
- Neutral
- Disagree

Copy

### Course was well Structured to achieve the learning outcome. (Good balance of lectures, learning resources, tutorial and practical)

27 responses



- Strongly Agree
- Agree
- Neutral
- Disagree

Copy





### The Course Content fulfils the need of Students.

27 responses

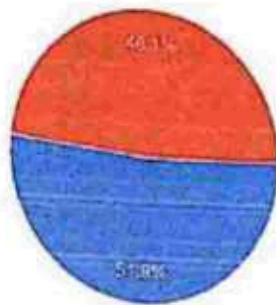


- Strongly Agree
- Agree
- Neutral
- Disagree



### Freedom to adopt techniques/ Strategies of Teaching.

27 responses



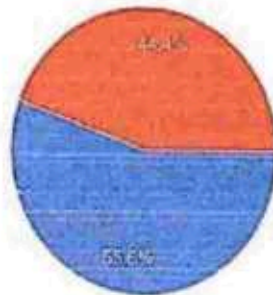
- Strongly Agree
- Agree
- Neutral
- Disagree



Copy

### The Book Proscribed/ Listed as reference material are relevant, updated and appropriate.

27 responses



- Strongly Agree
- Agree
- Neutral
- Disagree



Copy

This content is neither created nor endorsed by Google. [Report Abuse](#) - [Terms of Service](#) - [Privacy Policy](#)

## Google Forms

*[Signature]*  
**VC. Principal**  
 Shripatran Chougule Arts And Science  
 College, Mahwadi Kotak, Tal. Panhala.



12:43 PM

983402153

9764458250

8767720847

8483064141

9075946891

9309580781



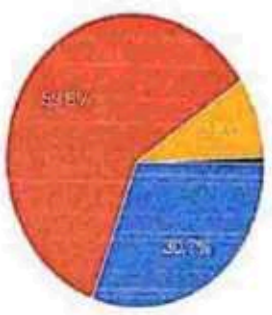
14 more responses are hidden

### Feedback Form for Students

Curriculum updated enough

Copy

114 responses

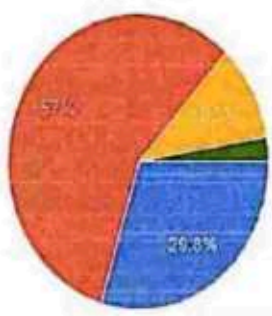


- Strongly Agree
- Agree
- Neutral
- Disagree

Curriculum Content Interesting

Copy

114 responses



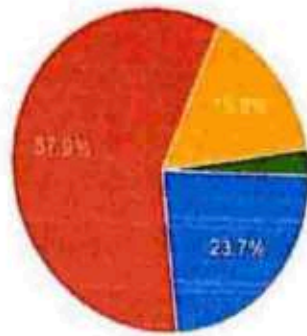
- Strongly Agree
- Agree
- Neutral
- Disagree



### Curriculum fulfilling your expectations

114 responses

Copy



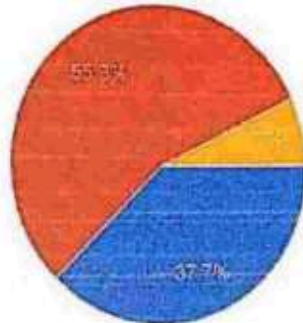
- Strongly Agree
- Agree
- Neutral
- Disagree



### Curriculum helping in developing your Personality.

114 responses

Copy

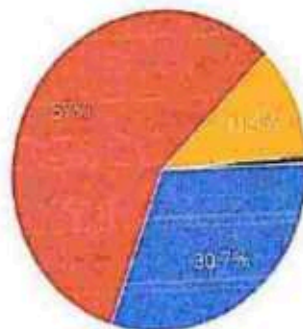


- Strongly Agree
- Agree
- Neutral
- Disagree

### Curriculum applicable in your daily life.

114 responses

Copy



- Strongly Agree
- Agree
- Neutral
- Disagree



Test and Examination were conducted well in time with proper coverage of the units in the syllabus.



114 responses

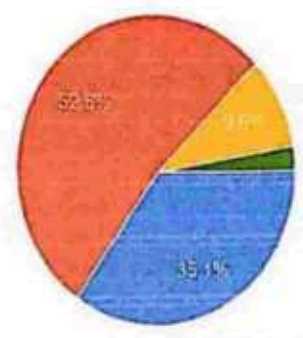


- Strongly Agree
- Agree
- Neutral
- Disagree

The overall environment in the class was conducive to learning.

Copy

114 responses



- Strongly Agree
- Agree
- Neutral
- Disagree

This content is neither created nor endorsed by Google. [Report Abuse](#) - [Terms of Service](#) - [Privacy Policy](#)

Google Forms

*[Signature]*  
**VC. Principal**  
 Shripatrao Chougule Arts And Science  
 College, Malwadi-Kotoli, Tal.Panhala.

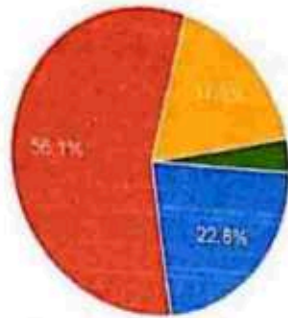




### Curriculum is relevant for the solution of local problems.

114 responses

Copy



- Strongly Agree
- Agree
- Neutral
- Disagree



### Need to include skill based content in current syllabus.

114 responses

Copy

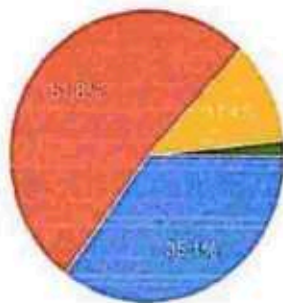


- Strongly Agree
- Agree
- Neutral
- Disagree

### Course was well structured to achieve the learning outcome. ( Good balance of lectures, learning resources, tutorial and practical)

114 responses

Copy



- Strongly Agree
- Agree
- Neutral
- Disagree

# ALUMINI FEEDBACK FORM 2021-22

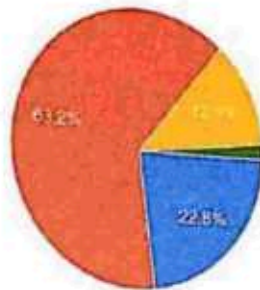


1. Need of syllabus updating.  
57 responses



● Strongly agree  
● Agree  
● Neutral  
● Disagree

2. Course content is interesting.  
57 responses



● Strongly agree  
● Agree  
● Neutral  
● Disagree

3. Course curriculum intellectually stimulate.  
57 responses



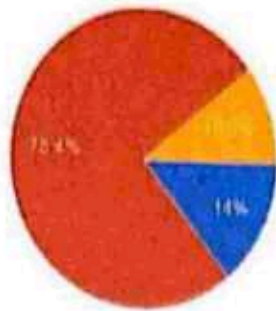
● Strongly agree  
● Agree  
● Neutral  
● Disagree

4. Course curriculum fulfilling your expectation.  
57 responses



● Strongly agree  
● Agree  
● Neutral  
● Disagree

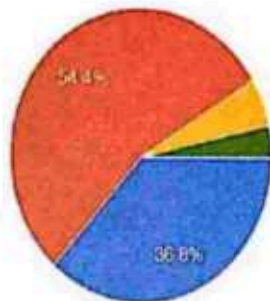
5. Course curriculum fulfilling your expectation.  
57 responses



- Strongly agree
- Agree
- Neutral
- Disagree



6. Program help in developing your personality.  
57 responses



- Strongly agree
- Agree
- Neutral
- Disagree

7. Course meet contemporary requirements.  
57 responses



- Strongly agree
- Agree
- Neutral
- Disagree

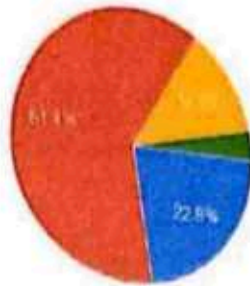
8. Reading material regarding curriculum easily available.  
57 responses



- Strongly agree
- Agree
- Neutral
- Disagree



9. Course was well structured to achieve the learning outcome.  
57 responses



● Strongly agree  
● Agree  
● Neutral  
● Disagree

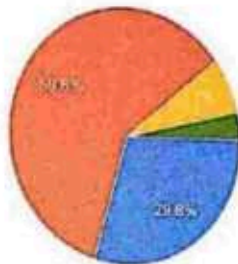


10. Syllabuses enhance employability.  
57 responses



● Strongly agree  
● Agree  
● Neutral  
● Disagree

11. The syllabus was need based.  
57 responses

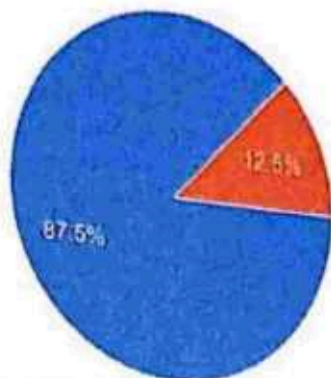


● Strongly agree  
● Agree  
● Neutral  
● Disagree

*V. K. Patil*  
VC. Principal  
Shripatrao Chougule Arts And Science  
College, Malwadi-Kotoli, Tal. Panhala.

### 1. Whether syllabus is regularly revised.

8 responses

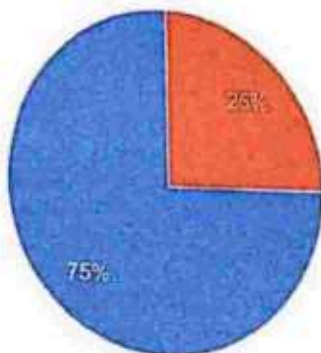


- Strongly agree
- Agree
- Neutral
- Disagree

### 2. Curriculum effective in developing innovative thinking.

8 responses

Copy

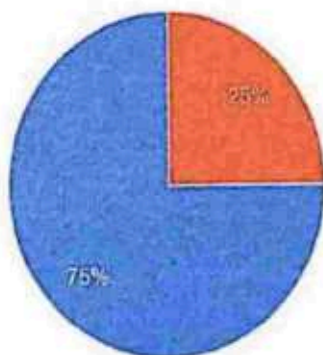


- Strongly agree
- Agree
- Neutral
- Disagree

### 3. Syllabus effective in developing skill oriented human resource.

8 responses

Copy

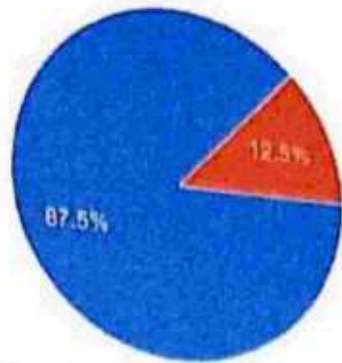



- Strongly agree
- Agree
- Neutral
- Disagree

1:57 PM

4. Current syllabus is need based.  
8 responses

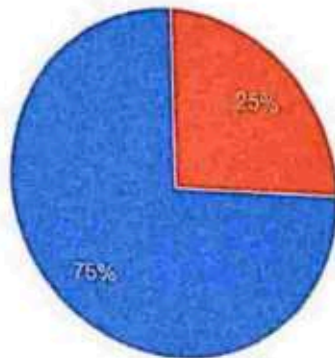
Employer's Feedback Form 2021-22



- Strongly agree
- Agree
- Neutral
- Disagree

5. Effectiveness of curriculum for development of entrepreneurship.  
8 responses

Copy



- Strongly agree
- Agree
- Neutral
- Disagree

This content is neither created nor endorsed by Google. [Report Abuse](#) - [Terms of Service](#) - [Privacy Policy](#)

Google Forms

*[Signature]*  
I/C. Principal  
Shripatrao Chougule Arts And Science  
College, Malwadi-Kotoli, Tal.Panhala.



Shripatrao Chougule Arts and Science College, Malwadi -Kotoli

Feedback Action Taken Report -2021-22



Student	Alumni	Teacher	Employers	Action
English Specking Course	English speaking Course	-	-	There was a great demand to start English proficiency course from the student, and alumni. The college started functional English course from the academic year 2021-2022
University under Course	University under Course	University under Course	University under Course	Balwadi, Hindi anuwad ,Milk Microbiology and Identification and conservation of medicinal plants
Internet Facility	Internet Facility	Internet Facility	-	Student alumni and Teachers demanded arability of institute provided this facility 100 MBPS speed under BSNL Bradhan
Competitive Exam	Competitive Exam	-	-	Books, Special Recommended Library , Seating System
First Aid Center	-	First Aid Center	First Aid Center	The demanded by Students, Teachers and Employers. The Institution started First Aid Center from academic year 2021 - 2022
New Sports Events	New Sports Events	-	New Sports Events	Archery work out, Event Equipment provided to students .

  
I/C. Principal  
Shripatrao Chougule Arts And Science,  
College, Malwadi-Kotoli, Tal.Panhala.



Dr. K. S. Chougule  
Chairman

Dyanganga Shikshan Prasarak Mandal, Malwadi Sanchalit  
**Shripatrao Chougule Arts and Science College**

Malwadi Kotoli Tal. Panhala, Dist. Kolhapur

NAAC Accredited 3rd Cycle – CGPA – 2.73 (B+)



Late Shripatrao  
Chougule (Dada)

---

CRITERION 1

**Feedback Committee**

**Report of  
Feedback Analysis on Curriculum**

**(Student, Teacher, Alumni, Employer)**

**Academic Year: 2020-21**

# Shripatrao Chougule Arts and Science College,

Malawadi - Kotoli

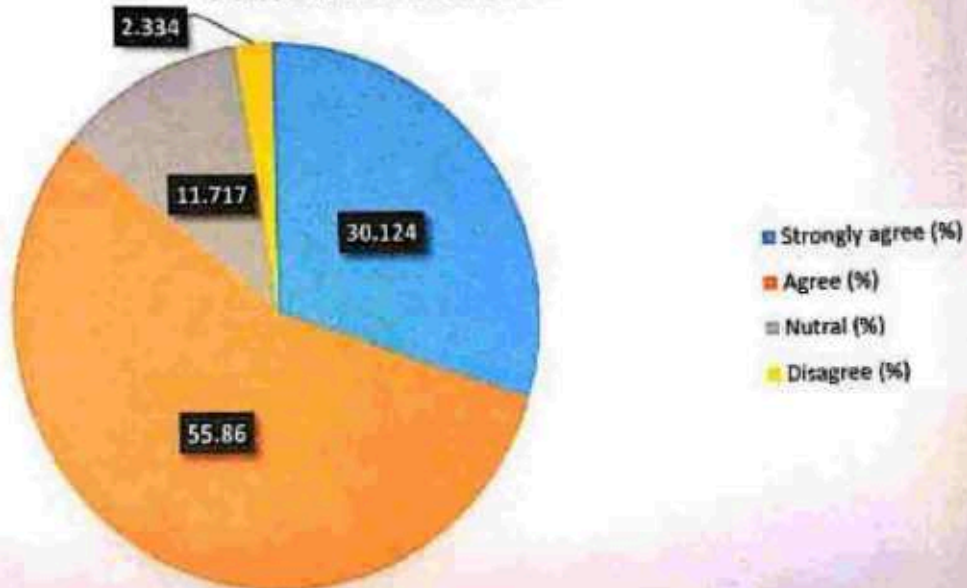
Students Feedback

Year- 2020-21



Indicators	Strongly agree (%)	Agree (%)	Neutral (%)	Disagree (%)
Curriculum Update enough	21.95	63	13.66	1.76
Curriculum content Interesting	29.07	59.03	11.01	0.88
Curriculum fulfilling your expectations	27.31	56.39	11.01	5.29
Curriculum helping in developing your personality	38.77	49.78	10.13	1.32
Curriculum applicable in your daily life	33.48	51.54	12.78	2.2
Curriculum is relevant for the solution of local problem	24.23	55.07	16.3	4.41
Need to include skill based content in current syllabus	30.4	55.07	12.33	2.2
Course was well structured two achieve the learning outcome (good balance of lectures, learning resources, tutorial and practical)	33.48	56.39	7.93	2.2
The test and examination were conducted well in time with proper coverage of all units in the syllabus	33.48	52.42	11.01	3.08
Then over all environment in the class was conducive to learning	29.07	59.91	11.01	0
	<b>30.124</b>	<b>55.86</b>	<b>11.717</b>	<b>2.334</b>

Students Feedback





**Shripatrao Chougule Arts and Science College,**

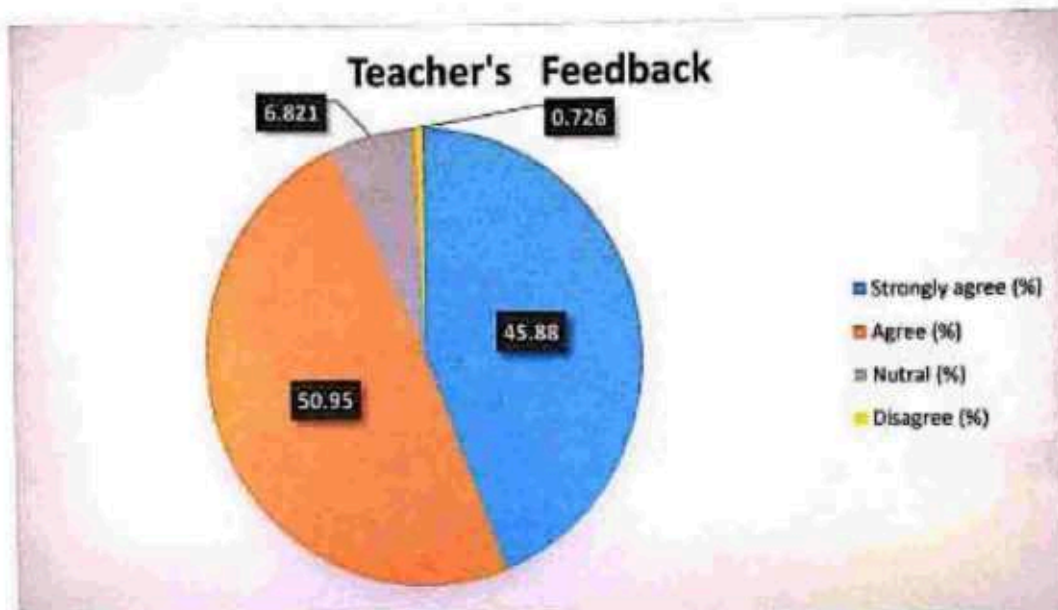
**Malawadi - Kotoli**

**Teacher's Feedback**

**Year- 2020-21**



No.	Indicators	Strongly agree (%)	Agree (%)	Neutral (%)	Disagree (%)
1	Curriculum is need based	23.15	59.26	12.96	4.63
2	Curriculum having current content	52.63	47.63	0	0
3	Programme outcomes of the syllabus is well defined	50	50	0	0
4	Curriculum having good academic flexibility	44.74	50	5.26	0
5	Need of review of the syllabus	50	44.74	5.26	0
6	Curriculum enhanced employability	28.95	55.26	15.79	0
7	Course was well structured to achieve the learning outcome ( Google balance of lectures, learning resources, tutorial and practical)	50	44.74	5.26	0
8	The course content fulfils the need students	47.37	44.74	5.26	2.63
9	Freedom to adopt techniques/ strategies of teaching	36.84	55.26	7.89	0
10	The book proscribed / listed as reference and appropriate	31.58	57.89	10.53	0
11		45.88	50.95	6.821	0.726



Shripatrao Chougule Arts and Science College,

Malawadi - Kotoli

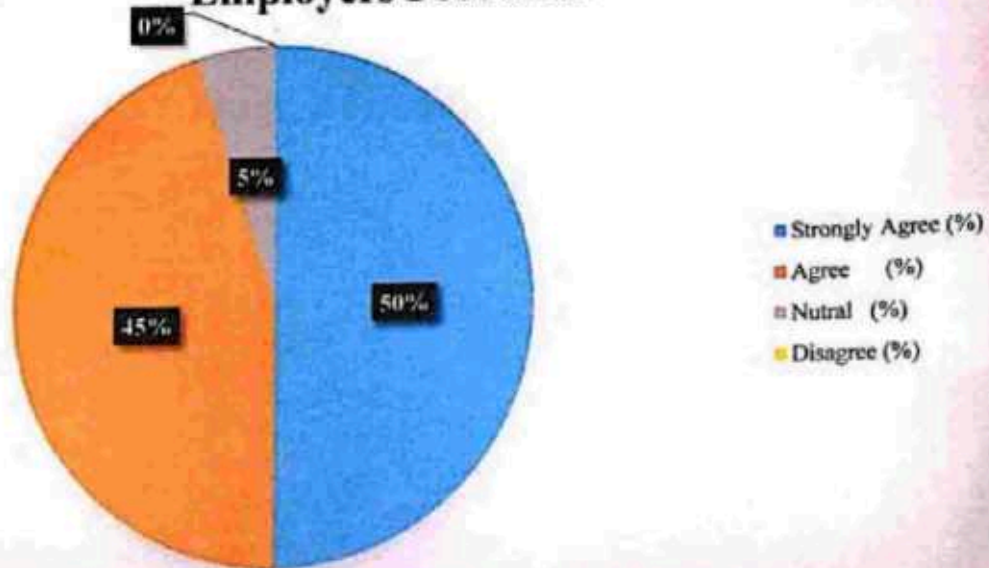
Employers Feedback

Year- 2020-21



Sr. No.	Indicators	Strongly Agree (%)	Agree (%)	Neutral (%)	Disagree (%)
1	Whether syllabus is regularly revised	50	50	0	0
2	Curriculum effective in developing innovative thinking	62.5	37.5	0	0
3	Syllabus effective in developing skill oriented human resource	37.5	50	12.5	0
4	Current syllabus is need based	50	50	0	0
5	Effectiveness of curriculum for development of entrepreneurship	50	37.5	12.5	0
Total		50%	45%	5%	0%

Employers Feedback





Shripatrao Chougule Arts and Science College,

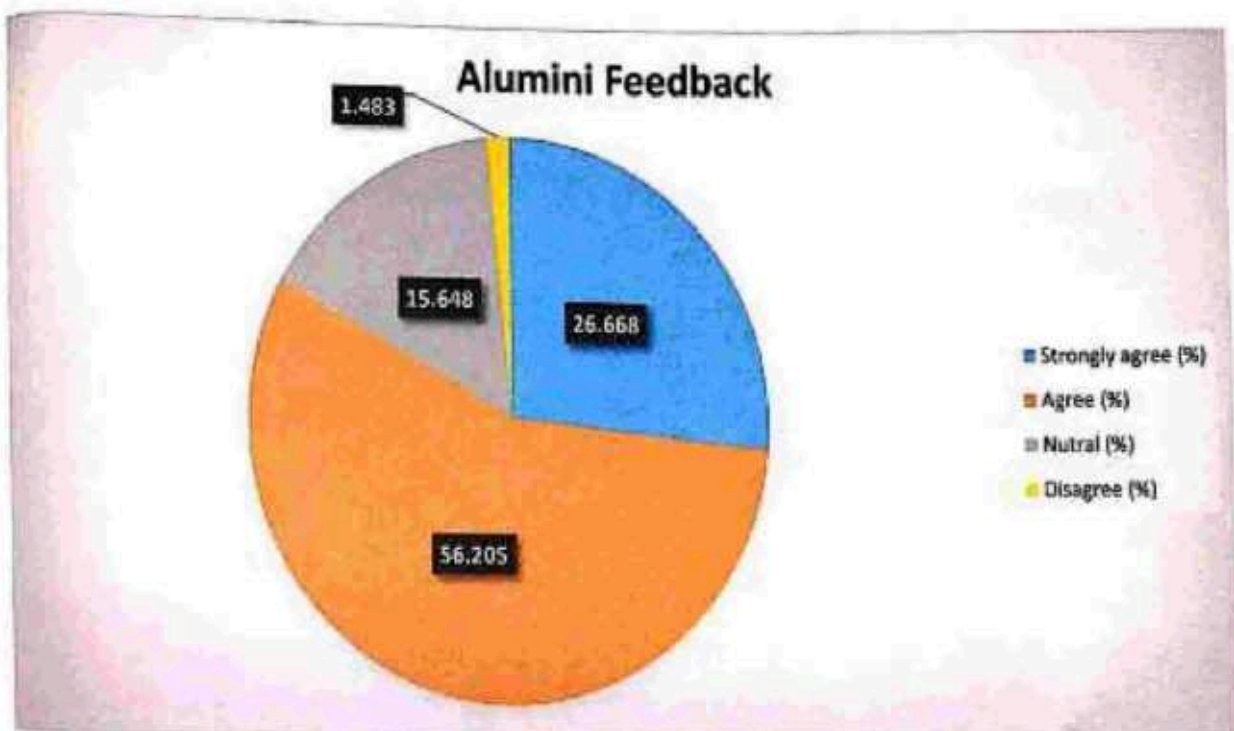
Malawadi - Kotoli

Alumni Feedback

Year- 2020-21



Indicators	Strongly agree (%)	Agree (%)	Neutral (%)	Disagree (%)
Need of syllabus updating	23.15	59.26	12.96	4.63
Course content is interesting	30.56	58.33	10.19	0.93
Course curriculum intellectually stimulate	16.67	59.26	23.15	0.93
Course curriculum fulfilling your expectation	25	60.19	14.81	0
Program help in developing your personality	34.26	49.07	13.89	2.78
Course meet contemporary requirement	24.07	50.93	23.15	1.85
Reading material regarding curriculum easily available	30.56	54.63	12.04	2.78
Course was well structured to achieve the learning outcomes	31.48	60.19	8.33	0
Syllabus enhance employability	25	54.63	20.37	0
The syllabus was need based	25.93	55.56	17.59	0.93
	26.668	56.205	15.648	1.483





# Feedback Analysis Report



## Introduction and Objectives:-

Dyanganga Shikshan Prasarak Mandal, Malwadi Sanchalit Shripatrao Chougule Arts and Science College, was established in the year 1998. The college aims at the overall development of the students to become entrepreneurs and professionals in the respective disciplines. Every year a survey was conducted to assess the satisfaction of all the stakeholders (Students, Alumni, Teachers, and Employers) regarding curriculum of the college. The college is permanently affiliated to Shivaji University, Kolhapur and follows curriculum prescribed by the university. Receiving positive or negative feedback from these stakeholders is important as both these are crucial in helping monitor and evaluate the provision. Listening to what stakeholder say is a contributing factor to running a successful college or institution.

## Methodology:-

In every academic year, we ask all the stakeholders to fill a feedback form which is made available on college website. Every year data was collected at the end of the academic year. The link of feedback form was made available to all stakeholders on their corresponding Class WhatsApp group and college website.

For the academic year 2019-20, there were 908 registered students at the college. 196 students, 30 alumni, 20 teachers and 8 employers responded to the survey. The analyses presented in this report are based on the responses of these stakeholders to the survey.

## Design of Feedback:-

The responses from the students, teachers, alumni and employers are collected on the four-point Likert scale.

- 1) Strongly Agree
- 2) Agree
- 3) Neutral
- 4) Disagree

## Overall Evaluation:-

Feedback was collected and analyzed by Feedback Committee of the college. Opinion of all stakeholders are obtained about each parameter in percentage.

We have received 8 employees online feedback on the syllabus of various programmes designed by Shivaji University, Kolhapur.



Dyanganga Shikshan Prasarak Mandal, Malwadi Sanchal

**Shripatrao Chougule Arts and Science College,**

Malwadi Kotoli Tal. Panhala, Dist. Kolhapur

NAAC Accredited 3rd Cycle – CGPA – 2.73 (B+)



K. S. Chougule  
Chairman



Late Shripatrao  
Chougule (Dada)

CRITERION 1

**Feedback Committee**

**Report of  
Feedback Analysis on Curriculum**

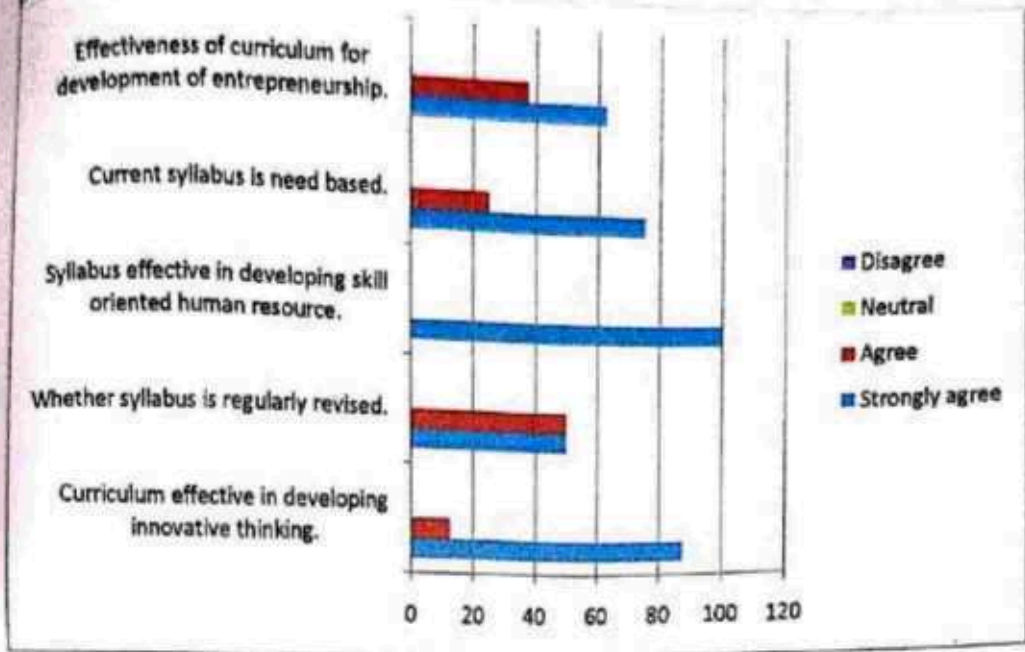
**(Student, Teacher, Alumni, Employer)**

**Academic Year: 2019-20**



## Employees

Following chart and table shows the summary of the responses given by employees for each parameter.



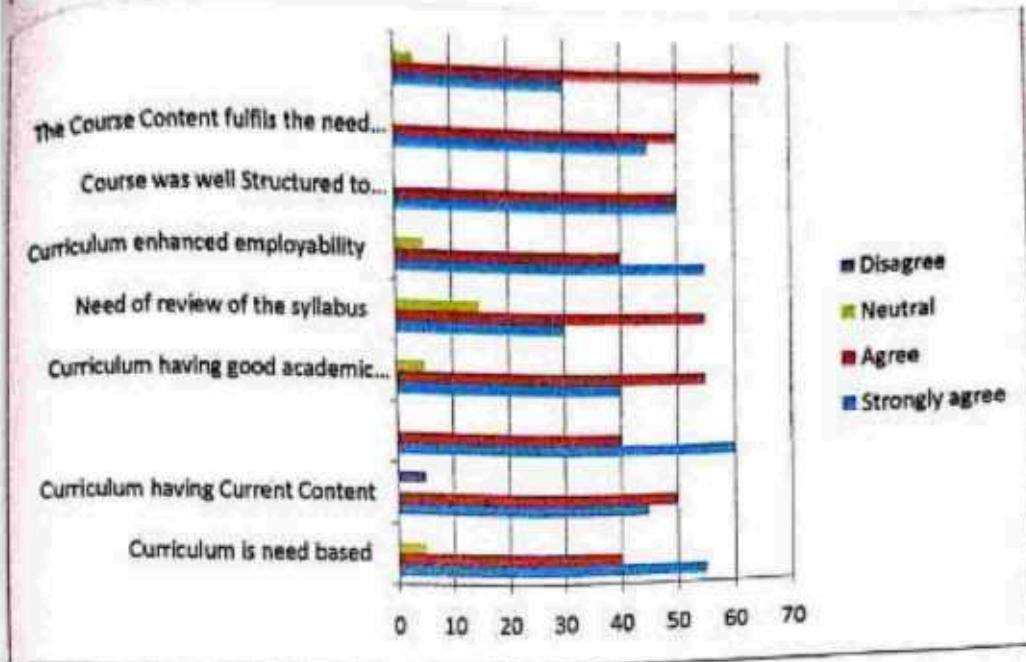
	Strongly Agree	Agree	Neutral	Disagree
Curriculum effective in developing innovative thinking.	7	1	0	0
Whether syllabus is regularly revised.	4	4	0	0
Syllabus effective in developing skill oriented human resource.	8	0	0	0
Current syllabus is need based.	6	2	0	0
Effectiveness of curriculum for development of entrepreneurship.	5	3	0	0





## Teacher

Following chart and table shows the summary of the responses given by teachers for each parameter

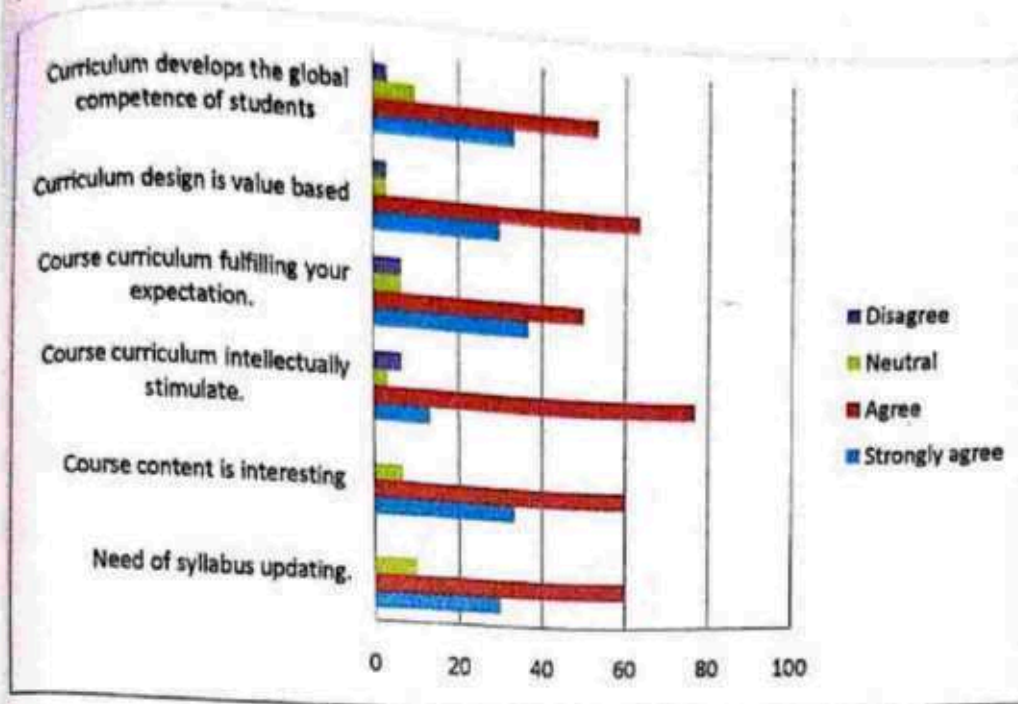


	Strongly agree	Agree	Neutral	Disagree
Curriculum is need based	11	8	1	0
Curriculum having Current Content	9	10	0	1
Programme outcomes of the Syllabus is well defined	12	8	0	0
Curriculum having good academic flexibility	8	11	1	0
Need of review of the syllabus	6	11	3	0
Curriculum enhanced employability	11	8	1	0
Course was well Structured to achieve the learning outcome. (Good balance of lectures, learning resources, tutorial and practical)	10	10	0	0
The Course Content fulfils the need of Students.	9	10	1	0
The Book Proscribed/ Listed as reference material are relevant, updated and appropriate.	6	13	1	0

## Alumni



Following chart and table shows the summary of the responses given by alumni for each parameter

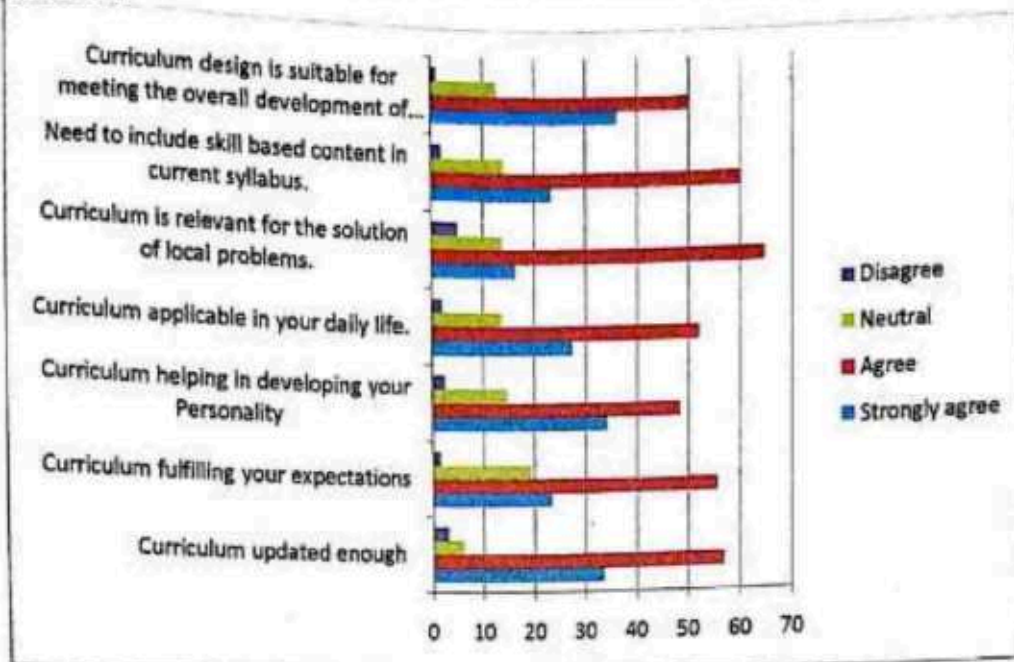


	Strongly agree	Agree	Neutral	Disagree
Need of syllabus updating.	9	18	3	0
Course content is interesting	10	18	2	0
Course curriculum intellectually stimulate.	4	23	1	2
Course curriculum fulfilling your expectation.	11	15	2	2
Curriculum design is value based	9	19	1	1
Curriculum develops the global competence of students	10	16	3	1



## Students

Following chart and table shows the summary of the responses given by students for each parameter.



	Strongly agree	Agree	Neutral	Disagree
Curriculum updated enough	66	112	12	6
Curriculum fulfilling your expectations	46	109	38	3
Curriculum helping in developing your Personality	67	95	29	5
Curriculum applicable in your daily life.	54	102	36	4
Curriculum is relevant for the solution of local problems.	32	127	27	10
Need to include skill based content in current syllabus.	46	118	28	4
Curriculum design is suitable for meeting the overall	71	98	25	2





Dr. K. S. Chougule (Anna)  
Chairman



Dnyanganga Shikshan Prasarak Mandal, Malwadi Sanchallit  
**ShripatraoChougule Arts and Science College,**  
MalwadiKotoli Tal. Panhala, Dist. Kolhapur  
NAAC Accredited 3rd Cycle – CGPA – 2.73 (B+)



Late  
ShripatraoChougul

## CRITERION-VI

### Internal Quality Assurance System



6.5.1 Internal Quality Assurance cell (IQAC) has contributed significantly for institutionalizing the quality assurance strategies and processes. It reviews teaching learning process, structure and methodologies of operations and learning outcomes at periodic intervals and records the Incremental improvement in various activities.

## AAA Report

### Index

Sr. No.	Particulars
1	Academic Year23-24
2	Academic Year22-23
3	Academic Year21-22
4	Academic Year20-21
5	Academic Year 19-20

Dnyanganga Shikshan Prasarak Mandal, Malwadi .  
**SHRIPATRAO CHOUGULE ARTS AND SCIENCE COLLEGE**  
**MALWADI -KOTOLI**



REPORT OF THE INSPECTION COMMITTEE ACADEMIC AND ADMINISTRATIVE AUDIT (AAA)  
FOR  
THE COLLEGE/RECOGNISED UNDER THE FACULTY OF ARTS/SCIENCE

Date : 02/05/2024

**1. Name of the College:**

Dnyanganga Shikshan Prasarak Mandal, Malwadi .Sanchalit  
**Shripatrao Chougule Arts and Science College , Malwadi -Kotoli 416230**  
Year of establishment: 1995  
Telephone: STD Code: 02328 No. : 299899 Fax: 299899  
Email-id: shripatraocmk@yahoo.in  
Website Address: www.shripatraocollege.com  
Type of Institute/College: Co-Education  
Location: Rural  
Status of University affiliation: Permanent  
UGC 2f/12b Approval: UGC 2(f)  
Government aid/Approval: Grant-in-Aided  
Programmes taught in the college: 1. Arts 2. Science (Undergraduate)  
,3.M.A ,4. M.SC.[Postgraduate

**2.Name of the Trust/Society:** Dnyanganga Shikshan Prasarak Mandal, Malwadi .

Address: President, Hon. Dr.K. S. Chougule, At- Malwadi, Post- Kotoli Tal. - Panahala,  
Dist.- Kolhapur  
416230(Maharashtra)  
Year of establishment:1995  
Mobile : 9823393949

**3. Name Of Academic And Administration Audit Committee Members:**

Sr. No.	Name	Designation	Address
1.	Dr. J.K.PAWAR	Chairman	Ex. Principal Shripatrao Chougule Arts and Science c. College Malwadi-kotoli
2.	Dr.V.S.PATIL	Member	Head Dept. of Physics Warana Mahavidyalaya Warana









**Criteria-I Governance and Policy Making: (20 marks)**

Sr. No.	Criteria	Observation	Mark	Marks Allotted	Marks Obtained	Remarks
1.	CDC In place	Yes	√	2	02	
		No		0		
2.	Whether two meeting were conducted during last year or not?	Yes	√	2	02	
		No		0		
3.	Officers addressing RTI issues	Yes	√	1	01	
		No		0		
4.	Anti-ragging Committee	Yes	√	1	01	
		No		0		



5.	Sexual Harassment Prevention Committee	Yes	√	1	01	
		No		0		
6.	Internal Quality Assurance Cell	Yes	√	1	01	
		No		0		
7.	Whether the AQAR sent regularly?	Yes	√	1	01	
		No		0		
8.	Special Cell/Standing Committee	Yes	√	1	01	
		No		0		
9.	Redressal Committee	Yes	√	1	01	
		No		0		
10.	Minutes of Special Cell Standing Committee meetings	Yes	√	1	01	
		No		0		
11.	Purchase Committee	Yes	√	1	01	
		No		0		
12.	Student Council	Yes	√	1	01	
		No		0		
13.	Minutes of Student council meetings	yes	√	1	01	
		No		0		
14.	Library Committee	Yes	√	1	01	
		No		0		
15.	Development fund Utilization Committee	Yes	√	1	01	
		No		0		
16.	Vision/mission & Goals	Yes	√	3	03	20
		No		0		



**Criteria-II Infrastructure and Student Amenities (60 marks)**

Sr.No.	Criteria	Observation	Mark	Marks Allotted	Marks Obtained	Remarks
1.	Built up area as per University norms	a. More or as per norms	√	3	03	
		b. 75% of norms		2		
		c. Less than 75% of norms		1		
2.	Adequate well furnished class rooms as per strength of College Required No:..... Available No:.....	a. Above 75%	√	2	02	
		b. Below 75%		1		
3.	No and size of Laboratory as per university norms Required No of Size:..... Available No of Size:.....	a. Above 75%	√	3	03	
		b. 50-75%		2		
		c. Below 50%		1		
4.	Adequacy of Laboratory equipments as per curriculum	a. Above 80%	√	3	03	
		b. 60-80%		2		
		c. Below 60%		1		

5.	Number of books added in the Library during last three years.	a. Above 1000	√	3	03	
		b. 500-1000		2		
		c. Less than 500		1		
6.	International Journal subscribed (Hard copy/online)	a. Above 10		2	02	
		b. 5-10		1		
		c. Below 5	√	0		
7.	Daily Library usage (% of students doing book transactions) out of total students daily	a. More than 20%	√	2	02	
		b. 15% -20%		1		
		c. Less than 15%		0		
8.	Study tour organized during last three years	a. 5-8		2		
		b. 1-4	√	1	01	
		c. Nil		0		
9.	Principal Cabin with rest room	Yes	√	2	02	
		No		0		
10.	Girls Common Room	Yes	√	1	01	
		No		0		
11.	Boys Common Room	Yes	√	1	01	
		No		0		
12.	Well furnished Staff room	Yes	√	1	01	
		No		0		
13.	Strong room	Yes	√	1	01	
		No		0		
14.	Store room/ Chemical Storeroom	Yes	√	1	01	
		No		0		
15.	Gymkhana	Yes	√	1	01	
		No		0		
16.	Seminar Room	Yes	√	1	01	





		No		0	
17.	Adequate space for library	Yes	√	1	01
		No		0	
18.	Reading room	Yes	√	1	01
		No		0	
19.	Auditorium	Yes	√	1	01
		No		0	
20.	Girls hostel	Yes	√	1	01
		No		0	
21.	Boys hostel	Yes		1	00
		No	√	0	
22.	Principal Quarter Within campus/ Nearby College	Yes		1	
		No	√	0	00
23.	Adequacy of Toilets for Girls	Yes	√	1	01
		No		0	
24.	Adequacy of Toilets for boys	Yes	√	1	01
		No		0	



25.	Adequacy of Toilets for Staff	Yes	√	1	01	
		No		0		
26.	Play ground (Own/Rented)	Yes	√	1	01	
		No		0		
27.	Reprographic facility	Yes	√	1	01	
		No		0		
28.	Digital Library facility	Yes		1	00	
		No	√	0		
29.	Interne facility for Staff	Yes	√	1	01	
		No		0		
30.	Interne facility for student	Yes	√	1	01	
		No		0		
31.	Departmental library	Yes	√	1	01	
		No		0		
32.	Computer facility as per syllabus	Yes	√	1	01	
		No		0		
33.	Cafeteria	Yes	√	2	01	
		No		0		
34.	Guest house	Yes		1	00	
		No	√	0		
35.	Virtual Classroom	Yes	√	2	01	
		No		0		
36.	Health centre facility with first Aid	Yes	√	1	01	
		No		0		
37.	Career Guidance Cell	Yes	√	1	01	
		No		0		
38.	Facility of Competitive Exam Cell	Yes	√	1	01	
		NO		0		
39.	Placement cell	Yes	√	1	01	
		No		0		
40.	Teacher-Guardian Scheme	Yes	√	1	01	
		No		0		
41.	Group Insurance facility for students	Yes	√	1	01	
		No		0		
42.	NSS facility	Yes	√	1	01	
		No		0		
43.	NCC facility	Yes		1	01	
		No		0		
44.	Indoor-Outdoor game facility	Yes	√	1	01	
		No		0		
45.	Book Bank facility	Yes	√	1	01	53
		No		0		



**Criteria III. Management of Finance (20 marks)**

Sr.No.	Criteria	Observation	Mark √	Marks Allotted	Marks Obtained	Remarks
1.	Annual Budget	Yes	√	1	01	
		No		0		
2.	Execution of budget	a. Expenses As per budget	√	2	02	
		b. Less than budget		1		
3.	Receipt/Payment Account	Yes	√	1	01	
		No		0		
4.	Income/Expenditure	Yes	√	1	01	
		No		0		
5.	Balance sheet	Yes	√	1	01	
		No		0		
6.	Cash book	Yes	√	1	01	
		No		0		
7.	Ledger	Yes	√	1	01	
		No		0		
8.	Backward class scholarship record	Yes	√	1	01	
		No		0		
9.	Student Fees register	Yes	√	1	01	
		No		0		
10.	Dead Stock registers	Yes	√	1	01	
		No		0		
11.	Accession register	Yes	√	1	01	
		No		0		
12.	Audit report	Yes	√	1	01	
		No		0		
13.	Compliance of audit report	a. Above 90%	√	2	01	
		b. Less than 90%		1		
14.	Scholarships distributed in time to the concerned students	Yes	√	1	01	
		No		0		
15.	Whether the receipt of Gymkhana fees is fully utilized for the same	Yes	√	2	02	
		No		0		
16.	Whether the receipt of Student aid fund fees is fully utilized for the same	Yes	√	2	02	19
		No		0		





**Criteria IV. Administrative Criteria;**

**(30 marks)**

Sr.No.	Criteria	Observation	Mark √	Marks Allotted	Marks Obtained	Remarks
1.	Academic calendar	Yes	√	1	01	
		No		0		
2.	Administrative Calendar	Yes		1		
		No	√	0	00	
3.	Division of work	Yes	√	1	01	
		No		0		
4.	Teaching Plan	Yes	√	1	01	
		No		0		
5.	Office atomization	Yes	√	2	02	
		No		0		
6.	Appointment letters given to all teaching and non-teaching staff	Yes	√	2	02	
		No		0		
7.	Service book record of all staff is updated and maintained in duplicate.	Yes	√	2	02	
		No		0		
8.	Amount toward GPF/CPF of staff is deposited with concerned office	Yes	√	2	02	
		No		0		
9.	Provision for gratuity of all staff is made by Govt./institution	Yes	√	2	02	
		No		0		
10.	Amount of income tax and professional tax deposited regularly to the concern office	Yes	√	2	02	
		No		0		
11.	Whether the fees charged as per university & Govt. norms	Yes	√	2	02	
		No		0		
12.	Education facility in the college	a. UG, PG & Research		3	02	
		b. UG, PG		2		
		c. UG	√	1		
13.	Education Stream available in the college	a. Multy faculty	√	3		
		b. Two faculty		2	02	
		c. Single faculty		1		
14.	Total strength of the college	a. Above 2000		3	02	
		b. 500-2000	√	2		
		c. Below 500		1		
15.	Whether student General register is maintained	Yes	√	1	01	
		No		0		
16.	Whether seniority list of teaching staff is maintained & updated	Yes	√	1	01	
		No		0		
17.	Whether seniority list of Non-teaching staff is maintained & updated	Yes	√	1	01	26
		No		0		

**Criteria V Academic Criteria:(150 marks)**


Sr.No.	Criteria	Observation	Mark V	Marks Allotted	Marks Obtained	Remarks
<b>A Accreditation</b>			<b>(05 marks)</b>			
1.	Accreditation by NAAC	a. Reaccredited	V	5	05	05
		b. Accredited		3		
		c. Fresh applied		1		
		d. Not applied		0		
<b>B Human Resource</b>			<b>(25 Marks)</b>			
1.	Principal	a. Regular	V	4	04	
		b. In charge (Approved)		2		
		c. In charge (Unapproved)		0		
2.	Physical Director	a. Regular	V	1	01	
		b. In charge (Unapproved)		0		
3.	Number of regular faculty as per university Approved workload Require: 21 Available:18	a. 100 %		6	04	
		b. 80%-100%		4		
		c. 60-80%		2		
		d. 40-60%		1		
		e. Below 40%		0		
4.	Whether the post of / Office Superintendent is approved/and filled?	Yes	V	2	02	
		No		0		
5.	Number of Approved Non- Teaching staff Post: 11 Available: 11	a. 100 %	V	4	04	
		b. 80%-100%		3		
		c. 60-80%		2		
		d. 40-60%		1		
		e. Below 40%		0		
6.	Percentage of Teachers with Ph.D. qualification	a. Above 40 %	V	4	04	
		b. 31-40%		3		
		c. 21-30%		2		
		d. Up to 20%		1		
		e. Nil		0		
7.	Percentage of Teachers with M.Phil/ SET/NET qualification (Excluding Ph.D)	a. Above 40 %	V	4	03	22
		b. 31-40%		3		
		c. 21-30%		2		
		d. Up to 20%		1		
		e. Nil		0		
<b>C Learning Resources</b>			<b>(10 Marks)</b>			
1.	No. of LCD projectors	a. More than 5	V	5	04	
		b. 4		4		
		c. 3		3		
		d. 2		2		
		e. 1		1		
		f. Nil		0		

2.	Faculties self developed/ readymade PPT/ Flash presentations as a teaching aid	a. More than 50%	v	5	05	09
		b. 25-49%		3		
		c. Less than 25%		1		
		d. Nil		0		
<b>D Curriculum Coverage (15 Marks)</b>						
1.	Curriculum covered 1. No. of lectures covered (Max.5M) 2. Theory Subject lesson plan prepared and followed(Max.5M) 3. Industry Study tour/ Practical plan prepared and followed(Max.5M) 4. Student feedback about satisfactory coverage of curriculum(Max.5M)	a. 100%	v	10	05	
		b. 75-100%		8		
		c. 60-75%		5		
		d. Less than 60%		0		
2.	Attendance: Average attendance of theory, practical, and for all periodic tests theory and practical	a. Above 90%	v	3	03	
		b. 75-90%		2		
		c. Below 75%		0		
3.	Assessment of students before university examination	a. Conducted	v	2	02	10
		b. Few items Conducted		1		
		c. None Conducted		0		
<b>E Faculty and Student Development (60 Marks)</b>						
1.	Major research Project completed in last 3 years	Three or more		3	00	
		Two		2		
		One		1		
2.	Major research project undertaken in last 3 years	Three or more		3		
		Two		2		
		One		1	00	
3.	Minor research project completed in last 3 years	a. Four or more		2		
		b. Between 1-3		1	01	
		c. Nil		0		
4.	Minor research project undertaken in last 3 years	a. Four or more		2		
		b. Between 1-3	v	1	01	
		c. Nil		0		
5.	No. of research publications in National/International Journal with ISSN Number during last three years	a. 15 and more	v	10	10	
		b. 10-14		5		
		c. Less than 10		2		
		d. Nil		0		





6.	No. of faculty presented papers in symposium/workshop/conference	a. 15 or more	v	5	05	
		b. Between 10-14		3		
		c. Less than 10		1		
		d. Nil		0		
7.	Books published with/without ISBN/ in last 3 years	a. 6 or more		3	03	
		b. Between 1-5		2		
		c. Nil		0		
8.	No. of consultancy undertaken during last 3 years	a. 6 or more	v	3	03	
		b. Between 1-6		2		
		c. Nil		0		
9.	No. of faculties contributed as resource persons at QIP/symposium/workshop/conference/seminar in last 3 years	a. 10 or More		3	02	
		b. Between 5-9	v	2		
		c. Less than 5		0		
10.	No. of faculties participated in QIP/symposium/workshop/	a. 15 or more	v	3	03	
		b. Between 10-14		2		
		c. Below 10		0		
11.	No. of faculties deputed for improvement of academic qualification during last 3 years	a. 10% or more	v	3	03	
		b. Less than 10%		2		
		c. Nil		0		
12.	No. of QIP/symposium/Workshop/conference/seminar organized at International/National/State/Regional/University level in last 3 years	a. 9 or more	v	5	03	
		b. Between 6-9		3		
		c. Between 1-6		2		
		d. Nil		0		
13.	Experts lectures organized in the college during last 3 years	a. 12 or more	v	5	05	
		b. Between 10-12		4		
		c. Between 7-9		3		
		d. Between 4-6		2		
		e. Between 1-3		1		
		f. Nil		0		
14.	No. of faculties received International/National/State/University level	a. 3 or more	v	5	05	
		b. 2		3		
		c. 1		2		
		d. Nil		0		
15.	No. of personality Development programme organized for student in last three years	a. 9 or more	v	5	03	47
		b. Between 6-9		3		
		c. Between 1-3		2		
		d. Nil		0		
<b>F</b>	<b>Result and Placements (25 Marks)</b>					
1.	No. of students in University merit list in final year in last three years	a. 3 or more	v	3	01	
		b. 2		2		
		c. 1		1		
		d. Nil		0		
2.	No. of students passed in first class and above	a. Above 60%	v	2	02	
		b. Between 30-60%		1		
		c. Below 30%		0		



3.	Average result of final year of last 3 years	a. Above 90%		3		
		b. Between 75-90%	v	2	02	
		c. Between 60-75%		1		
		d. Less than 60%		0		
4.	Campus placement of final year students during last 3 years	a. Above 30%		3		
		b. Between 20%-30%		2		
		c. Below 20%	v	1	01	
		d. Nil		0		
5.	Students going for higher education during last 3 years	a. Above 70%		3		
		b. Between 50%-70%		2		
		c. Below 50%	v	1	01	
		d. Nil		0		
6.	Faculty recognition for guiding research (M.Phil /Ph.D.)	a. 5 or more	v	5	05	
		b. Between 3-5		3		
		c. Between 1-2		1		
		d. Nil		0		
7.	Awards and recognition received for extension activities during last three years by the college	Yes	v	2	02	
		No		0		
8.	Awards and recognition received for extension activities during last three years by the faculty	Yes	v	2	02	
		No		0		
9.	Awards and recognition received for extension activities during last three years by the student	Yes	v	2	02	18
		No		0		
<b>G Extracurricular Activities (10 Marks)</b>						
1.	Sports competition organized at National/State level in last 3 years	Yes	v	2	02	
		No		0		
2.	Organization of state level Quiz/Elocution competition in last three years	Yes	v	2	00	
		No		0		
3.	Organization of Youthfestival at University level events during last 3 years	Yes	v	2	00	
		No		0		
4.	Organization of NCC/NSS camp at district level during last 3 years	Yes	v	2	02	
		No		0		
5.	Organization of Inter zonal/Zonal sports competitions during last 3 years	Yes	v	2	02	06
		No		0		





### 11. Recommendations of the Academic and Administrative audit Committee:

The academic and administration Committee unanimously/by majority states that the academic status of Shri Patrao Chougule Arts and Science College, Malwadi - Kotoli is excellent.

Gradation of college based on the marks obtained in the Academic Inspection		
Grade	Percentage of Marks obtained	Remarks
A	More than 70%	Excellent (Issue letter of)
B	Between 60 and 70 %	Good
C	Between 50 and 60 %	Satisfactory
D	Between 40 and 50 %	Poor (Issue warning)
E	Less than 40 %	Very poor (Issue show cause)

#### Governance and Policy Making

The college has a well defined three-tier governance system, i.e., the Management headed by Hon Chairman, the college administration headed by the Principal and various Academic and Administrative and Statutory College Committees having the college staff as members. It is observed that there is a healthy relationship among the three tier members and they established a very good rapport with the University, Government and the stakeholders. Therefore, the policy making is worked out and efficiently carried out by all the members. The policies implemented are quite relevant to the changing face of Indian academics which has been seeking to achieve ranking at national and international level.

#### II Infrastructure and Student Amenities

The management deserves a full credit for creating a very space-effective and academic ambience on the college campus. It appears that there have been consistent efforts to update the infrastructure with suitable amenities. Of course, there are notable amenities like pure drinking water, convenient transport and special facilities for girl students and female staff members. There is a very well maintained hostel for boys and girls with a well equipped gymnasium hall. There are very good indoor and outdoor game facilities.

#### III Management of Finance

The financial matters are looked after by the management and College Development Committee and the Principal has been a drawing and disbursing authority. All the account books are maintained as per the accounts code and the credits and debits are mostly followed by the College Annual Budget approved by the CDC.





**Criteria VI Socio - Economic Criteria(20 marks)**

Sr.No.	Criteria	Observation	Mark	Marks Allotted	Marks Obtained	Remarks
1.	Whether alumni association exist or not?	a. Registered		4		
		b. Unregistered	v	2	02	
		c. Not existing		0		
2.	Alumni meet organized once in a year?	Yes	v	2	02	
		No		0		
3.	Contribution of Alumni in development of college (Expert lectures/ Placements/ Funding/ Sponsorship etc.)	a. Multiple activities	v	4	04	
		b. Single activity		2		
		c. No activity		0		
4.	No. of MOU with Industry, Government, NGO or any other organization	a. 3 or more	v	5	05	
		b. Between 1-2		2		
		c. Nil		0		
5.	College organized blood donation camp during last 3 years	a. 2 or more	v	2	02	
		b. 1		1		
		c. Nil		0		
6.	No. of programmes organized forenvironmental awareness	a. 3	v	3	03	18
		b. 2		2		
		c. 1		1		
		d. Nil		0		

**10. SUMMARY OF MARK DISTRIBUTION FOR INSPECTION**

Sr. No.	Criteria	Allotted marks	Marks Obtained
1.	Governance and Policy Making	20	20
2.	Infrastructure and Student Amenities	60	53
3.	Management of Finance	20	19
4.	Administrative Criteria	30	26
5.	Academic Criteria	150	118
	A. Accreditation	05	5
	B. Human Resource	25	22
	C. Learning Resources	10	09
	D. Curriculum coverage	15	10
	E. Faculty and Students Development	60	47
	F. Result and Placements	25	18
	G. Extracurricular Activities	10	06
6.	Socio - Economic Criteria	20	18
	<b>TOTAL MARKS</b>	<b>300</b>	<b>253</b>



#### **IV Administrative Criteria**

The college administration has been three-tiered as pointed out earlier- the government level. The university level and the management-college level. The duties are allotted to teaching and non-teaching staff and they are properly monitored by the Principal. The service books of the staff are very well maintained and financial audits are carried out in the stipulated time. The functioning of various academic and administrative committees is found according to the objectives defined by the college.

#### **V Academic Criteria**

Taking into account the academic records of the college, it can be said that this college has achieved a great distinction in the field of higher education. The entire academic work is carried out as per the properly worked out Academic Calendar. All the teachers have duly maintained their Academic Diaries and they have done the examination duties in terms of Supervision, Assessment, Internal Assessment, etc. Some of the teachers are working on the academic bodies like Board of Studies, Academic Council of the university. They have also organised seminars and conferences on various themes. Some departments have conducted Bridge and Remedial courses alongwith short term certificate courses. Some departments have taken students on industrial visits and academic

#### **VI Socio-Economic Criteria**

The institution has socio- economic relevance with respect to local district. In the field of higher education, Institute made a valuable contribution as far as value added, CoCetc courses been successfully organized and evaluated. As the curriculum is concern, some things may be modified when institution getting an autonomous status.

#### **Suggestions:**

1. When the Management will start the LLB Programme they have to make provision of infrastructure.
2. International level Seminars/Conference be organised in the college.
3. To send SSR to NAAC office Bangalore in time
4. Faculty members should Publish their research papers in UGC Care listed Journal and Pre - Reviewed Journal.



*[Handwritten Signature]*

Member 02/05/2024

DR. VILAS PATIL

*[Handwritten Signature]*  
Chairman 02/05/2024  
Principal DR. J. K. PAWAR



6-5-3

6-4-3



**Shivaji University Kolhapur**

**Shripatrao Chougule Arts and Science College Malwadi -  
Kotoli.**

**Tal. Panhala, Dist. Kolhapur**

**ACADEMIC AUDIT 2022-2023**

**Recommended A. Grade**

Date 22/05/2023



# Infrastructure Information



Sr.N	Criteria	Marks Allotted	Observation	Marks Obtained	Committee Marks
	<b>Class rooms</b>				
1	Adequate well furnished class rooms as per University/Apex body norms · Required No 26 · Available No 26 · ✓ Adequate (10) Marks · Less than Adequate (5) Marks · Not Adequate (0) Marks	10	Yes	10	10
2	Virtual Classroom with utilization · If Yes (2) Marks · No (0) Marks	2	No	0	0
3	Number of classrooms with ICT Facilities · Above 50% facilities (5) Marks · More than 25% facilities (3) Marks · ✓ More than 10 % (2) Marks	5	Yes	2	2
	<b>Laboratories</b>				
1	No. and Size of Laboratories as per University Norms/Apex body · Required No 8 · Available No 8 · ✓ Adequate (5) Marks · Less than Adequate (3) Marks · Not Adequate (0) Marks	5	Yes	5	5
2	Laboratory equipments available as per University /Apex body norms · ✓ Adequate (5) Marks · Less than Adequate (3) Marks · Not Adequate (0) Marks	5	Yes	5	5
3	Computers available as per University/Apex body Norms · ✓ Adequate (5) Marks · Less than Adequate (3) Marks · Not Adequate (0) Marks	5	Yes	5	5
	<b>Library</b>				
1	Books in the library (1:5 Students: Books) (For Professional Course, as decided by the apex bodies) · ✓ A) Reference Text Books (3) Marks · B) Periodicals (1) Marks · ✓ C) News papers (1) Marks	5	Yes	5	4
2	Journals · i. International (Two each) (2) Marks · ✓ ii. National (Two each) (2) Marks · ✓ iii. E Journals (Two each) (1) Marks	5	Yes	4	3
3	Digital Library Facilities: (E Journals /CD's/ DVD's/ Infinite/ Delnet etc.) · ✓ Adequate (5) Marks · Sufficient (3) Marks · Insufficient (0) Marks	5	Yes	5	4
4	- · ✓ Internet Facility provided to staff & utilization (2) Marks	2	Yes	2	2



Sr.N	Criteria	Marks Allotted	Observation	Marks Obtained	Committee Marks
5	- ·√ Internet Facility for student with time utilization (2) Marks	2	Yes	2	2
6	- ·√ Book Bank Facility (2) Marks	2	Yes	2	2
7	Library is automated ·Fully automated (5) Marks ·√ Partially automated (3) Marks	5	Yes	3	3
8	Reading Room ·√ A) Student (3) Marks ·B) Faculty (1) Marks	4	Yes	4	3
9	Budget allocated for purchase of books and journals during the year ·A) 2% or more than 2% of total budget excluding salary (3) Marks ·√ B) Up to 2% of total budget excluding salary (1) Marks	3	Yes	1	1
<b>Faculty</b>					
1	No. of required Teaching Faculty ·√ A. 100% Appointment- (14) Marks ·B. 76% to 99% Appointment- (10) Marks ·C. 51% to 75% Appointment (8) Marks ·D. Below 50% Appointment- (0) Marks	14	Yes	14	14
2	- ·Faculties deputed / sponsored for the improvement of academic qualification during last year. (3) Marks	3	No	0	0
<b>Sports</b>					
1	Gymkhana (with All Facilities) ·√ A) Separate Room - (2) Marks ·√ B) Indoor - (2) Marks ·√ C) Outdoor (2) Marks	6	Yes	6	6
2	Well Equipped Playground ·√ A) Own - (4) Marks ·B) Rented - (2) Marks ·C) On contract basis (1) Marks	4	Yes	4	4
<b>Curricular and extracurricular activities</b>					
1	- ·√ 1. Separate room for N.S.S. (2) Marks ·√ 2. Separate room for N.C.C (2) Marks	4	Yes	4	4
2	Facilities for extracurricular & Cultural Activities (4) Marks ·√ Adequate (3) Marks ·Sufficient (2) Marks	4	Yes	4	3

Laboratory and Laboratory equipments are not applicable to the college/Department, then consider 90 Marks for input and convert it accordingly

Grade :-

81% and Above = A+

71% to 80% = A

61% to 70% = B

51% to 60% = C

50% and Below = D

	College Marks	Committee Mark
Total Marks :-	100.00	
Mark's of obtained :-	87.00	82.00
Percentage Of marks :-	87%	82.00%
Grade :-	A+	A+



Process (300 Marks)



Sr.N	Criteria	Marks Allotted	Observation	Marks Obtained	Committee Marks
	<b>Teaching-Learning and Evaluation -</b>				
1	The institution assesses the learning levels of the students, after admission and organizes special programs for advanced learners and slow learners -√ Advanced Learners Program : (5) Marks -√ Slow Learners Program : (5) Marks	10	Yes	10	10
2	Student centric methods, such as experiential learning, participative learning and problem solving methodologies etc. are used for enhancing learning experiences (02 Marks for each method -	30	Yes	30	28
3	Percentage of teachers using ICT for effective teaching with Learning Management Systems (LMS), E-learning resources etc -√ 96 % to 100% Teachers (20) Marks -76 % to 95 % Teachers (15) Marks -51% to 75 % Teachers (10) Marks -26 % to 50 % Teachers (5) Marks -25 % & Less Teachers (2) Marks	20	Yes	20	20
4	Ratio of mentor to students for academic and stress related issues (Total Teacher : Total Students) (Mentor : Mentee) -√ Mentor: Mentee Ratio (1:50) - (5) Marks -Mentor: Mentee Ratio (1:75) - (3) Marks -Mentor: Mentee Ratio (1:100 & Above) - (2) Marks	5	Yes	5	5
5	Number of capability enhancement and development schemes  -A. Guidance for competitive examinations -B. Career Counseling -C. Soft skill development -D. Remedial coaching -E. Language lab -F. Bridge courses -G. Yoga and Meditation -H. Personal Counseling -I. Brain Storming -J. Any other -√ 10 or more of the above (20) Marks -Any 6 of the above (16) Marks -Any 5 of the above (12) Marks -Any 4 of the above (8) Marks -Any 3 of the above (4) Marks	20	Yes	20	20
6	The Institution ensures effective curriculum delivery through a well planned and documented process -√ Teaching Plan - (2) Marks -√ Departmental meeting record for distribution of workload, timetable etc.- (1) Marks -√ Feedback- (2) Marks	5	Yes	5	5
7	Augmentation of Physical Infrastructure like classrooms, laboratories, library, computer equipments, etc. during the year	5	Yes	5	5
8	Upgradation on Laboratory equipments during the year	5	Yes	5	5
9	Expenditure for purchase of books & Journals, CD's DVD's etc. during the year.	3	Yes	3	3

Sr.N	Criteria	Marks Allotted	Observation	Marks Obtained	Committee Marks
10	Expenditure for e-journals and online library during the year.	2	Yes	2	2
11	New Courses introduced of the total number of courses across all Programs offered during the year <ul style="list-style-type: none"> <li>✓ Above 5 (10) Marks</li> <li>• Between 3 to 5 (5) Marks</li> <li>• Below 3 (3) Marks</li> </ul>	10	Yes	10	10
12	Number of value-added courses imparting transferable and life skills offered during the year <ul style="list-style-type: none"> <li>• 100% Departments with at least one Value added Course (20) Marks</li> <li>• 76 % to 95 % (15) Marks</li> <li>✓ 51% to 75 % (10) Marks</li> <li>• 26 % to 50 % (5) Marks</li> <li>• 25 % &amp; below (2) Marks</li> </ul>	20	Yes	10	10
13	Institution has created an eco system for innovations including Incubation centre and other initiatives for creation and transfer of knowledge <ul style="list-style-type: none"> <li>✓ Established Incubation centre - (3) Marks</li> <li>✓ Institution has created an eco system and Other initiatives for creation and transfer of knowledge - (2) Marks</li> </ul>	5	Yes	5	5
14	Number of functional MoUs with institutions of National, International importance, other Universities, Industries, Corporate Houses etc. during the year (1 Mark for one functional MoU ) (Maximum 10 Marks) <ul style="list-style-type: none"> <li>• MoUs with institutions of national, international importance</li> <li>• MoUs with Other Universities</li> <li>• MoUs with Industries &amp; Corporate Houses</li> </ul>	10	Yes	5	5
15	Number of linkages for faculty exchange, student exchange, internship, field trip, on-the-job training, research, etc during the year (1 Mark for each activity) <ul style="list-style-type: none"> <li>• Number of linkages for faculty exchange</li> <li>• Number of linkages for student exchange</li> <li>• Number of linkages for internship</li> <li>• Number of linkages for field trip</li> <li>• Number of linkages for on-the-job training</li> <li>• Number of linkages for research etc</li> </ul>	10	Yes	10	10
16	Percentage of students undertaking field projects / internships <ul style="list-style-type: none"> <li>• 76% to 100% (10) Marks</li> <li>✓ 51% to 75% (5) Marks</li> <li>• 1% to 50% (3) Marks</li> </ul>	10	Yes	5	5
17	Participation of College in different sports events of the university during last year. (Per Sport activity 1 Mark)	10	Yes	10	10
18	Organization & Participation Technical Quiz / Seminar / Paper presentation / Project competition / Cultural events during last year (Per Event 1 Mark)	10	Yes	10	10
19	Number of extension and outreach programs conducted in collaboration with industry, community and Non - Government Organizations through NSS/NCC/Red cross/YRC etc., during the year (Number of extension and outreach programs conducted) (1 Mark per activity)	10	Yes	10	10





Sr.N	Criteria	Marks Allotted	Observation	Marks Obtained	Committee Marks
20	Percentage of students participating in external activities with Government Organizations, Non-Government Organizations and programs like Swachh Bharat, Aids Awareness, Gender Issue, etc. during the year - 1% to 25% (4) Marks - 26 % to 50% (10) Marks - 51 to 75% (12) Marks - 76% to 100% (15) Marks	15	Yes	15	15
21	Use of Learning Management System	5	No	0	0
22	Contribution in Lead College Scheme - By college as Participant (5) Marks - By College as Conducting authority (3) Marks	5	Yes	5	5
23	Contribution in SUK Journals	5	No	0	0
24	No. of Faculty Members assisted for university assessment Total Answer book by each faculty member - Assessed more than 50% their students admitted in college (5) Marks - Assessed less than 50% their students admitted in college (3) Marks - Assessed exactly admitted students in their college (2) Marks	5	Yes	5	5
25	Participation in Cultural Programme - International Level/National Level (3) Marks - State Level & University Level (2) Marks	5	Yes	2	2
26	Participation of University sponsored schemes at college level	5	Yes	5	5
	<b>Research -</b>				
1	Financial Assistance provided from college to faculty for research	5	Yes	5	5
2	Organizing workshops / seminars for inculcating research habits amongst teachers	5	Yes	5	5
3	Incubation centers in the Institutions	3	Yes	3	0
4	Leave and other incentives provided to teachers for research	3	Yes	3	3
5	The teachers benefited under FIP scheme of UGC during last three year.	5	No	0	0
6	Workshops / seminars organized during last three years for inculcating research habits amongst students	3	Yes	3	3
7	Research competitions, quiz etc. organized for students during last three years	5	Yes	5	5
8	Motivation for participation to students in research events like Avishkar etc.	3	Yes	3	3
9	Financial assistants provided to students for research activities from the institution	5	Yes	5	5
10	Participation in SUK sponsor research Scheme	5	No	0	0
11	Prospective Plans achieved by the College	2	Yes	2	2
	<b>Sports -</b>				
1	Sports Scholarship / Financial assistance provided to students.	3	Yes	3	3



Sr.N	Criteria	Marks Allotted	Observation	Marks Obtained	Committee Marks
2	Extra coaching provided to sportsman for inter Sports.	3	Yes	3	3
3	Financial assistant for dietary food, travelling for sports students.	3	Yes	3	3
4	Organized workshops / Seminars for sports students.	2	Yes	2	2

Grade :-

81% and Above = A+

71% to 80% = A

61% to 70% = B

51% to 60% = C


50% and Below = D

	College Marks	Committee Mark
Total Marks :-	300.00	
Mark's of obtained :-	257.00	252.00
Percentage Of marks :-	85.66	84.00%
Grade :-	A+	A+

Output (100 Marks)



Sr.N	Criteria	Marks Allotted	Observation	Marks Obtained	Committee Marks
1	Average result of final year of last year. <ul style="list-style-type: none"> <li>·√ 91% to 100% Result (10) Marks</li> <li>·81% to 90 % Result (8) Marks</li> <li>·71% to 80% Result (6) Marks</li> <li>·61% to 70% Result (4) Marks</li> <li>·60% &amp; Below Result (2) Marks</li> </ul>	10	Yes	10	10
2	No. of students passed in first class and above in final year(last year) <ul style="list-style-type: none"> <li>·√ 71% to 100 % (5) Marks</li> <li>·51% to 70 % (3) Marks</li> <li>·26% to 50 % (2) Marks</li> <li>·25% to 1 % (1) Marks</li> </ul>	5	Yes	5	5
3	No. of students in University merit list in final year (last year) (1 Mark for each student in Merit List) (Maximum 5 Marks)	5	No	0	0
4	Percentage of student progression to higher education (previous graduating batch) A. UG to PG/ B. PG to M. Phil./Ph. D: C. PhD to Post doctoral: <ul style="list-style-type: none"> <li>·61% to 100% (5) Marks</li> <li>·41% to 60% (4) Marks</li> <li>·√ 21% to 40% (3) Marks</li> <li>·20% &amp; Less (2) Marks</li> </ul>	5	Yes	3	3
5	Percentage of students qualifying in state/ national/ international level examinations during the year (e.g.: NET/SLET/GATE/ GMAT/ CAT/ GRE/TOEFL/Civil Services/State government examinations) <ul style="list-style-type: none"> <li>·No of appeared students</li> <li>·No of Qualified students</li> <li>·Above 2% (of appeared students) (5) Marks</li> <li>·√ Less than 2% (of appeared students)- (2) Marks</li> </ul>	5	Yes	2	2
6	Percentage of placement of outgoing students during the last year Name of the employer with contact details Number of students placed Name of the employer with contact details Number of students placed <ul style="list-style-type: none"> <li>·31 % To 100% (5) Marks</li> <li>·21 to 30% (3) Marks</li> <li>·11 to 20 % (2) Marks</li> <li>·√ 1 to 10% (1) Marks</li> </ul>	5	Yes	1	1
7	Number of research papers published in the Journals notified on UGC website during the years (ISSN Only- (Total Papers ÷ Total Teachers) × 100 <ul style="list-style-type: none"> <li>·No of Paper published</li> <li>·Per teacher Three Papers-76 % to 100 % (10) Marks</li> <li>·Per teacher Two Papers - 51% to 75 % (8) Marks</li> <li>·√ Per teacher One Paper - 26 % to 50 % (5) Marks</li> <li>·Per teacher Below One Paper – 1% to 25% (2) Marks</li> </ul>	10	Yes	10	8
8	Books and chapters in edited volumes / books published, and papers in national / international conference-proceedings per teacher during the year (ISBN / ISSN Only) <ul style="list-style-type: none"> <li>·Number of papers Published in Proceeding during Year:- ( 1 Mark per Paper, Maximum 5 Marks)</li> <li>·Number of Books Published during Year :- (1 Mark Per Book, Maximum 5 Marks)</li> <li>·Chapters in books Published during Year :- ( 0.5 Mark Per Chapter. Maximum 5 Marks)</li> </ul>	15	Yes	12	10



Sr.N	Criteria	Marks Allotted	Observation	Marks Obtained	Committee Marks
9	No. of faculty members presented papers in symposium / workshop / conference / seminar in last year. (1 Mark per Paper, Maximum 5 Marks)	5	Yes	5	5
10	No. of Faculties contributed as resource persons at QIP/symposium /workshop / conference / seminar in last year. (1 Mark per Resource Person, Maximum 5 Marks)	5	Yes	5	5
11	No. of Students Completed M. Phil/Ph. D under the guidance of faculty Members in College. (1 Mark per Student, Maximum 5 Marks)	5	No	0	0
12	No. of Major/Minor Research Projects undertaken by faculty. (1 Mark per Project, Maximum 5 Marks)	5	Yes	2	2
13	Number of awards and recognition received by faculty from Government /recognized bodies during the year (1 Mark per Award/Recognitions) Total Number of Awards & Recognitions :	5	No	0	0
14	Number of awards/medals for outstanding performance in sports/cultural activities at university/state/national/international level etc. (award for a team event should be counted as one) during the year -International (Sports/ Cultural) (3) Marks -National (Sports/ Cultural) (2) Marks	5	Yes	2	2
15	Sports Scholarship received by the college during last year.	5	Yes	5	5
16	Percentage of students benefitted by Vocational Education and Training (VET)/Skill education/professional education during the year -51 to 100% (5) Marks -26 to 50% (3) Marks -1% to 25 % (2) Marks	5	Yes	3	3

**Grade :-**

81% and Above = A+

71% to 80% = A

61% to 70% = B

51% to 60% = C

50% and Below = D

	College Marks	Committee Mark
Total Marks :-	100.00	
Mark's of obtained :-	63.00	61.00
Percentage Of marks :-	63.00	61.00
Grade :-	B	B

Average Grade = A percentage =  $\frac{395}{5} = 79\%$

*[Signature]*  
22/05/2023

*[Signature]*  
22/05/2023





*[Handwritten Signature]*  
Member 22/05/2023

DR. VILAS PATIL

*[Handwritten Signature]*  
Chairman - 22/05/2023

Principal DR. J. K. PAWAR



Sr.N	Criteria	Marks Allotted	Observation	Marks Obtained	Committee Marks
5	- -√ Internet Facility for student with time utilization (2) Marks	2	Yes	2	0
6	- -√ Book Bank Facility (2) Marks	2	Yes	2	2
7	Library is automated - Fully automated (5) Marks -√ Partially automated (3) Marks	5	Yes	3	3
8	Reading Room -√ A) Student (3) Marks B) Faculty (1) Marks	4	Yes	3	3
9	Budget allocated for purchase of books and journals during the year - A) 2% or more than 2% of total budget excluding salary (3) Marks -√ B) Up to 2% of total budget excluding salary (1) Marks	3	Yes	1	1
<b>Faculty</b>					
1	No. of required Teaching Faculty -√ A. 100% Appointment- (14) Marks -B. 76% to 99% Appointment- (10) Marks -C. 51% to 75% Appointment (8) Marks -D. Below 50% Appointment- (0) Marks	14	Yes	14	8
2	- - Faculties deputed / sponsored for the improvement of academic qualification during last year. (3) Marks	3	No	0	0
<b>Sports</b>					
1	Gymkhana (with All Facilities) -√ A) Separate Room – (2) Marks -√ B) Indoor - (2) Marks -√ C) Outdoor (2) Marks	6	Yes	6	6
2	Well Equipped Playground -√ A) Own - (4) Marks -B) Rented - (2) Marks -C) On contract basis (1) Marks	4	Yes	4	4
<b>Curricular and extracurricular activities</b>					
1	- -√ 1. Separate room for N.S.S. (2) Marks -√ 2. Separate room for N.C.C (2) Marks	4	Yes	4	2
2	Facilities for extracurricular & Cultural Activities (4) Marks -√ Adequate (3) Marks -Sufficient (2) Marks	4	Yes	3	2

Laboratory and Laboratory equipments are not applicable to the college/Department, then consider 90 Marks for input and convert it accordingly

**Grade :-**

- 81% and Above = A+
- 71% to 80% = A
- 61% to 70% = B
- 51% to 60% = C
- 50% and Below = D

	<b>College Marks</b>	<b>Committee Mark</b>
<b>Total Marks :-</b>	100.00	
<b>Mark's of obtained :-</b>	83.00	62.00
<b>Percentage Of marks :-</b>	83.00%	62.00%
<b>Grade :-</b>	A+	B

## Infrastructure Information




Sr.N	Criteria	Marks Allotted	Observation	Marks Obtained	Committee Marks
	<b>Class rooms</b>				
1	Adequate well furnished class rooms as per University/Apex body norms · Required No 26 · Available No 26 · ✓ Adequate (10) Marks · Less than Adequate (5) Marks · Not Adequate (0) Marks	10	Yes	10	10
2	Virtual Classroom with utilization · If Yes (2) Marks · No (0) Marks	2	No	0	0
3	Number of classrooms with ICT Facilities · Above 50% facilities (5) Marks · More than 25% facilities (3) Marks · ✓ More than 10 % (2) Marks	5	Yes	2	2
	<b>Laboratories</b>				
1	No. and Size of Laboratories as per University Norms/Apex body · Required No 8 · Available No 8 · ✓ Adequate (5) Marks · Less than Adequate (3) Marks · Not Adequate (0) Marks	5	Yes	5	3
2	Laboratory equipments available as per University /Apex body norms · ✓ Adequate (5) Marks · Less than Adequate (3) Marks · Not Adequate (0) Marks	5	Yes	5	3
3	Computers available as per University/Apex body Norms · ✓ Adequate (5) Marks · Less than Adequate (3) Marks · Not Adequate (0) Marks	5	Yes	5	3
	<b>Library</b>				
1	Books in the library (1.5 Students: Books) (For Professional Course, as decided by the apex bodies) · ✓ A) Reference Text Books (3) Marks · B) Periodicals (1) Marks · ✓ C) News papers (1) Marks	5	Yes	4	4
2	Journals · i. International (Two each) (2) Marks · ✓ ii. National (Two each) (2) Marks · ✓ iii. E journals (Two each) (1) Marks	5	Yes	3	3
3	Digital Library Facilities: (E Journals /CD's/ DVD's/ Infinite/ Delnet etc. ) · ✓ Adequate (5) Marks · Sufficient (3) Marks · Insufficient (0) Marks	5	Yes	5	3
4	· ✓ Internet Facility provided to staff & utilization (2) Marks	2	Yes	2	0



Process (300 Marks)



Sr.N	Criteria	Marks Allotted	Observation	Marks Obtained	Committee Marks
	<b>Teaching-Learning and Evaluation -</b>				
1	The institution assesses the learning levels of the students, after admission and organizes special programs for advanced learners and slow learners ·√ Advanced Learners Program : (5) Marks ·√ Slow Learners Program : (5) Marks	10	Yes	10	5
2	Student centric methods, such as experiential learning, participative learning and problem solving methodologies etc. are used for enhancing learning experiences (02 Marks for each method -	30	Yes	28	15
3	Percentage of teachers using ICT for effective teaching with Learning Management Systems (LMS), E-learning resources etc ·√ 96 % to 100% Teachers (20) Marks ·76 % to 95 % Teachers (15) Marks ·51% to 75 % Teachers (10) Marks ·26 % to 50 % Teachers (5) Marks ·25 % & Less Teachers (2) Marks	20	Yes	20	20
4	Ratio of mentor to students for academic and stress related issues (Total Teacher : Total Students) (Mentor : Mentee) ·√ Mentor: Mentee Ratio (1:50) - (5) Marks ·Mentor: Mentee Ratio (1:75) - (3) Marks ·Mentor: Mentee Ratio (1:100 & Above) - (2) Marks	5	Yes	5	5
5	Number of capability enhancement and development schemes  ·A. Guidance for competitive examinations ·B. Career Counseling ·C. Soft skill development ·D. Remedial coaching ·E. Language lab ·F. Bridge courses ·G. Yoga and Meditation ·H. Personal Counseling ·I. Brain Storming ·J. Any other ·√ 10 or more of the above (20) Marks ·Any 6 of the above (16) Marks ·Any 5 of the above (12) Marks ·Any 4 of the above (8) Marks ·Any 3 of the above (4) Marks	20	Yes	20	20
6	The Institution ensures effective curriculum delivery through a well planned and documented process ·√ Teaching Plan – (2) Marks ·√ Departmental meeting record for distribution of workload, timetable etc.- (1) Marks ·√ Feedback- (2) Marks	5	Yes	5	5
7	Augmentation of Physical Infrastructure like classrooms, laboratories, library, computer equipments, etc. during the year	5	Yes	5	2
8	Upgradation on Laboratory equipments during the year	5	Yes	5	5
9	Expenditure for purchase of books & Journals, CD's DVD's etc. during the year.	3	Yes	3	0



S.N	Criteria	Marks Allotted	Observation	Marks Obtained	Committee Marks
10	Expenditure for e-journals and online library during the year.	2	Yes	2	2
11	New Courses introduced of the total number of courses across all Programs offered during the year. <ul style="list-style-type: none"> <li>-√ Above 5 (10) Marks</li> <li>-Between 3 to 5 (5) Marks</li> <li>-Below 3 (3) Marks</li> </ul>	10	Yes	10	10
12	Number of value-added courses imparting transferable and life skills offered during the year <ul style="list-style-type: none"> <li>-100% Departments with at least one Value added Course (20) Marks</li> <li>-76 % to 95 % (15) Marks</li> <li>-√ 51% to 75 % (10) Marks</li> <li>-26 % to 50 % (5) Marks</li> <li>-25 % &amp; below (2) Marks</li> </ul>	20	Yes	10	2
13	Institution has created an eco system for innovations including Incubation centre and other initiatives for creation and transfer of knowledge <ul style="list-style-type: none"> <li>-√ Established Incubation centre - (3) Marks</li> <li>-√ Institution has created an eco system and Other initiatives for creation and transfer of knowledge - (2) Marks</li> </ul>	5	Yes	5	0
14	Number of functional MoUs with institutions of National, International importance, other Universities, Industries, Corporate Houses etc. during the year (1 Mark for one functional MoU ) (Maximum 10 Marks) <ul style="list-style-type: none"> <li>-MoUs with institutions of national, international importance</li> <li>-MoUs with Other Universities</li> <li>-MoUs with Industries &amp; Corporate Houses</li> </ul>	10	Yes	3	3
15	Number of linkages for faculty exchange, student exchange, internship, field trip, on-the-job training, research, etc during the year (1 Mark for each activity) <ul style="list-style-type: none"> <li>-Number of linkages for faculty exchange</li> <li>-Number of linkages for student exchange</li> <li>-Number of linkages for internship</li> <li>-Number of linkages for field trip</li> <li>-Number of linkages for on-the-job training</li> <li>-Number of linkages for research etc</li> </ul>	10	Yes	10	5
16	Percentage of students undertaking field projects / internships <ul style="list-style-type: none"> <li>-76% to 100% (10) Marks</li> <li>-√ 51% to 75% (5) Marks</li> <li>-1% to 50% (3) Marks</li> </ul>	10	Yes	5	5
17	Participation of College in different sports events of the university during last year. (Per Sport activity 1 Mark)	10	Yes	10	10
18	Organization & Participation Technical Quiz / Seminar / Paper presentation / Project competition / Cultural events during last year (Per Event 1 Mark)	10	Yes	10	5
19	Number of extension and outreach programs conducted in collaboration with industry, community and Non - Government Organizations through NSS/NCC/Red cross/YRC etc., during the year (Number of extension and outreach programs conducted) (1 Mark per activity)	10	Yes	10	10





..N	Criteria	Marks Allotted	Observation	Marks Obtained	Committion Marks
20	Percentage of students participating in extra-curricular activities with Government Organizations, Non-Government Organizations and programs like Swachh Bharat, Aids Awareness, Gender Issues, etc. during the year - 1% to 25% (4) Marks - 26 % to 50% (10) Marks - 51 to 75% (12) Marks - 76% to 100% (15) Marks	15	Yes	15	10
21	Use of Learning Management System	5	No	0	0
22	Contribution in Lead College Scheme - By college as Participant (5) Marks - By College as Conducting authority (3) Marks	5	Yes	5	5
23	Contribution in SUK Journals	5	No	0	0
24	No. of Faculty Members assisted for university assessment Total Answer book by each faculty member - Assessed more than 50% their students admitted in college (5) Marks - Assessed less than 50% their students admitted in college (3) Marks - Assessed exactly admitted students in their college (2) Marks	5	Yes	5	5
25	Participation in Cultural Programme - International Level/National Level (3) Marks - State Level & University Level (2) Marks	5	Yes	2	2
26	Participation of University sponsored schemes at college level	5	Yes	5	5
	<b>Research -</b>				
1	Financial Assistance provided from college to faculty for research	5	Yes	5	5
2	Organizing workshops / seminars for inculcating research habits amongst teachers	5	Yes	5	5
3	Incubation centers in the Institutions	3	Yes	3	0
4	Leave and other incentives provided to teachers for research	3	Yes	3	3
5	The teachers benefited under FIP scheme of UGC during last three year.	5	No	0	0
6	Workshops / seminars organized during last three years for inculcating research habits amongst students	3	Yes	3	3
7	Research competitions, quiz etc. organized for students during last three years	5	Yes	5	5
8	Motivation for participation to students in research events like Avishkar etc.	3	Yes	3	3
9	Financial assistants provided to students for research activities from the institution	5	Yes	5	5
10	Participation in SUK sponsor research Scheme	5	No	0	0
11	Prospective Plans achieved by the College	2	Yes	2	2
	<b>Sports -</b>				
1	Sports Scholarship / Financial assistance provided to students.	3	Yes	3	3





S.N	Criteria	Marks Allotted	Observation	Marks Obtained	Committee Marks
2	Extra coaching provided to sportsman for public Sports.	3	Yes	3	3
3	Financial assistant for dietary food, travelling etc. for sports students.	3	Yes	3	3
4	Organized workshops / Seminars for sports students.	2	Yes	2	2

**Grade :-**

- 81% and Above = A+
- 71% to 80% = A
- 61% to 70% = B
- 51% to 60% = C
- 50% and Below = D

	College Marks	Committee Mark
Total Marks :-	300.00	
Mark's of obtained :-	253.00	198.00
Percentage Of marks :-	84.33%	66.00%
Grade :-	A+	B



Sr.N	Criteria	Marks Allotted	Observation	Marks Obtained	Committee Marks
1	Average result of final year of last year. <ul style="list-style-type: none"> <li>·√ 91% to 100% Result (10) Marks</li> <li>·81% to 90 % Result (8) Marks</li> <li>·71% to 80% Result (6) Marks</li> <li>·61% to 70% Result (4) Marks</li> <li>·60% &amp; Below Result (2) Marks</li> </ul>	10	Yes	10	10
2	No. of students passed in first class and above in final year(last year) <ul style="list-style-type: none"> <li>·√ 71% to 100 % (5) Marks</li> <li>·51% to 70 % (3) Marks</li> <li>·26% to 50 % (2) Marks</li> <li>·25% to 1 % (1) Marks</li> </ul>	5	Yes	5	5
3	No. of students in University merit list in final year (last year) (1 Mark for each student in Merit List) (Maximum 5 Marks)	5	No	0	0
4	Percentage of student progression to higher education (previous graduating batch) A. UG to PG/ B. PG to M. Phil./Ph. D: C. PhD to Post doctoral: <ul style="list-style-type: none"> <li>·61% to 100% (5) Marks</li> <li>·41% to 60% (4) Marks</li> <li>·√ 21% to 40% (3) Marks</li> <li>·20% &amp; Less (2) Marks</li> </ul>	5	Yes	3	3
5	Percentage of students qualifying in state/ national/ international level examinations during the year (e.g.: NET/SLET/GATE/ GMAT/ CAT/ GRE/TOEFL/Civil Services/State government examinations) <ul style="list-style-type: none"> <li>·No of appeared students</li> <li>·No of Qualified students</li> <li>·Above 2% (of appeared students) (5) Marks</li> <li>·√ Less than 2% (of appeared students)- (2) Marks</li> </ul>	5	Yes	2	2
6	Percentage of placement of outgoing students during the last year Name of the employer with contact details Number of students placed Name of the employer with contact details Number of students placed <ul style="list-style-type: none"> <li>·31 % To 100% (5) Marks</li> <li>·21 to 30% (3) Marks</li> <li>·11 to 20 % (2) Marks</li> <li>·√ 1 to 10% (1) Marks</li> </ul>	5	Yes	1	1
7	Number of research papers published in the Journals notified on UGC website during the years (ISSN Only- <b>(Total Papers ÷ Total Teachers) ×100</b> <ul style="list-style-type: none"> <li>·No of Paper published</li> <li>·Per teacher Three Papers-76 % to 100 % (10) Marks</li> <li>·Per teacher Two Papers - 51% to 75 % (8) Marks</li> <li>·√ Per teacher One Paper - 26 % to 50 % (5) Marks</li> <li>·Per teacher Below One Paper – 1% to 25% (2) Marks</li> </ul>	10	Yes	5	5
8	Books and chapters in edited volumes / books published, and papers in national / international conference-proceedings per teacher during the year (ISBN / ISSN Only) <ul style="list-style-type: none"> <li>·Number of papers Published in Proceeding during Year:- ( 1 Mark per Paper, Maximum 5 Marks)</li> <li>·Number of Books Published during Year :- (1 Mark Per Book, Maximum 5 Marks)</li> <li>·Chapters in books Published during Year :- ( 0.5 Mark Per Chapter Maximum 5 Marks)</li> </ul>	15	Yes	10	8

Sl. No	Criteria	Marks Allotted	Observation	Marks Obtained	Committee Marks
9	No. of faculty members presented papers in / workshop / conference / seminar in last year. (1 Mark per Paper, Maximum 5 Marks)	5	Yes	5	3
10	No. of Faculties contributed as resource persons at QIP/symposium /workshop / conference / seminar in last year. (1 Mark per Resource Person, Maximum 5 Marks)	5	Yes	5	5
11	No. of Students Completed M. Phil/Ph. D under the guidance of faculty Members in College. (1 Mark per Student, Maximum 5 Marks)	5	No	0	0
12	No. of Major/Minor Research Projects undertaken by faculty (1 Mark per Project, Maximum 5 Marks)	5	Yes	2	2
13	Number of awards and recognition received by faculty from Government /recognized bodies during the year (1 Mark per Award/Recognitions) Total Number of Awards & Recognitions	5	No	0	0
14	Number of awards/medals for outstanding performance in sports/cultural activities at university/state/national/international level etc. (award for a team event should be counted as one) during the year International (Sports/ Cultural) (3) Marks National (Sports/ Cultural) (2) Marks	5	Yes	2	0
15	Sports Scholarship received by the college during last year.	5	Yes	5	0
16	Percentage of students benefitted by Vocational Education and Training (VET)/Skill education/professional education during the year - 51 to 100% (5) Marks - 26 to 50% (3) Marks - 1% to 25 % (2) Marks	5	Yes	3	3

**Grade :-**

81% and Above = A+

71% to 80% = A

61% to 70% = B

51% to 60% = C

50% and Below = D

	College Marks	Committee Mark
Total Marks :-	100.00	
Mark's of obtained :-	58.00	47.00
Percentage Of marks :-	58.00%	47.00%
Grade :-	C	D

Average Grade = B. Percentage =  $\frac{307}{5} = 61.40\%$

Pell  
13.5.2022

MSK  
13.5.2022



*mk*  
Member 13.5.22

Dr.A.B.Kavade



*rk*  
Chairman 13.5.22

Dr.R.R.Kumbhar



DNYANGANGA SHIKSHAN PIASARAK MANDAL, MALWADI SANCHALIT  
**SHIRIPATRAO CHOUGULE ARTS AND SCIENCE COLLEGE,  
MALWADI – KOTOLI.**

Affiliated to Shivaji University, Kolhapur.  
Reaccredited by NAAC (Third Cycle) Grade B+ (CGPA - 2.73)



**DEPARTMENT OF PHYSICAL EDUCATION & SPORTS (GYMKHANA)**

**REPORT: 2019-20**

Extension / Out Reach / Programs

**'Distribution of Food and Grains to Disabled and Destitute Citizens'**

**Day And Date: Saturday, 09/05/2020**

Theme of The Activity

**'Distribution of Food and Grains to Disabled and Destitute Citizens'**

**Target Group: All College Students & Staff**

**Number of Students Involved: 30**

**Guide And Observers:** Dr. A. K. Chougule  
Shri. Sajjan Patil  
Dr. V. P. Patil  
Dr. B. N. Ravan

**Program Outreach**

**"Providing essential food and grains to disabled and destitute citizens to ensure their basic sustenance and well-being."**

**Program Specific Outcome**

**"Enhanced food security and improved quality of life for disabled and destitute citizens."**

**Organizer**

**DEPARTMENT OF PHYSICAL EDUCATION & SPORTS (GYMKHANA)**

DNYANGANGA SHIKSHAN PRASARAK MANDAL, MALWADI SANCHALIT  
**SHRIPATRAO CHOUGULE ARTS AND SCIENCE COLLEGE,  
MALWADI – KOTOLI.**

Affiliated to Shivaji University, Kolhapur.  
Reaccredited by NAAC (Third Cycle) Grade B+ (CGPA - 2.73)



**DEPARTMENT OF PHYSICAL EDUCATION & SPORTS (GYMKHANA)**

**'Distribution of Food and Grains to Disabled and Destitute Citizens'**

**Saturday, Date - 09 May 2020 Time - At. 10.00 a. m.**

**Welcome & Introduction**

**Shri. D. H. Naik**

**Program Guest**

**Dr. A. K. Chougule**

**Main Presence**

**Mr. Sajjan Patil**

Member – Grampanchayat Kotoli.

**Dr. V. P. Patil**

I/C Principal S. C. A & C. C. M.-K.

**Dr. B. N. Ravan**

IQAC Co-Ordinator

**All Teaching & Non-Teaching Staff, Athletes & Students.**

**Vote Of Thanks – Dr. U. N. Lad**

**Organizer**

**DEPARTMENT OF PHYSICAL EDUCATION & SPORTS (GYMKHANA)**





DNYANGANGA SHIKSHAN PRASARAK MANDAL, MALWADI SANCHALET  
**SHRIPATRAO CHOUGULE ARTS AND SCIENCE COLLEGE,**  
**MALWADI – KOTOLI.**

Affiliated to Shriyaji University, Kolhapur.  
Reaccredited by NAAC (Third Cycle) Grade B+ (CGPA - 2.73)



**DEPARTMENT OF PHYSICAL EDUCATION & SPORTS (GYMKHANA)**  
**'DISTRIBUTION OF FOOD AND GRAINS TO DISABLED AND DESTITUTE CITIZENS'**

**REPORT**

*A distribution program aimed at providing essential food and grains to disabled and destitute citizens was successfully conducted at the Grampanchayat in Kotoli. The event saw the presence of notable dignitaries including Dr. Ajay Chougule, Mr. Sajjan Patil, Dr. V. P. Patil, Dr. B. N. Ravan who contributed to the significance of the occasion.*

*The program was moderated by Dayanand Inamadar, ensuring smooth proceedings throughout the event. The vote of thanks was delivered by Mr. U. N. Lad, expressing gratitude to all participants and contributors who made the initiative possible.*

*This outreach effort reflects a commitment to supporting vulnerable sections of society, ensuring they receive the necessary aid for their sustenance and well-being.*

*Date: - 09 May 2020*

*Jayram*

DNYANGANGA SHIKSHAN PRASARAK MANDAL, MALWADI SANCHALIT


**SHRIPATRAO CHOUGULE ARTS AND SCIENCE COLLEGE  
MALWADI - KOTOLI.**

Affiliated to Shivaji University, Kolhapur.  
Reaccredited by NAAC (Third Cycle) Grade B+ (CGPA - 2.73)



**DEPARTMENT OF PHYSICAL EDUCATION & SPORTS (GYMKHANA)**

**'DISTRIBUTION OF FOOD AND GRAINS TO DISABLED AND DESTITUTE CITIZENS'  
PHOTO PAGE**



*Food grains were supplied to people who were disabled or homeless. Dr. Ajay Chougule, Mr. Sajjan Patil, Dr. B. N. Ravan, Mr. A. R. Mahajan, Mr. Dayanand Inamdar, and Mr. U. N. Lad were all present on this occasion.*





Dr. K. S. Chougule (Anna)  
Chairman



Dnyanganga Shikshan Prasarak Mandal, Malwadi Sanchalit  
**ShripatraoChougule Arts and Science College,**  
MalwadiKotoli Tal. Panhala, Dist. Kolhapur  
NAAC Accredited 3rd Cycle – CGPA – 2.73 (B+)



Late  
ShripatraoChougul

## CRITERION-VI

### Internal Quality Assurance System



6.5.1 Internal Quality Assurance cell (IQAC ) has contributed significantly for institutionalizing the quality assurance strategies and processes. It reviews teaching learning process, structure and methodologies of operations and learning outcomes at periodic intervals and records the Incremental improvement in various activities.

### Green Audit

#### Index

Sr. No.	Particulars
1	Academic Year23-24
2	Academic Year22-23
3	Academic Year21-22
4	Academic Year20-21
5	Academic Year 19-20





**SHIVAJI UNIVERSITY, KOLHAPUR**  
**DEPARTMENT OF ENVIRONMENTAL SCIENCE**

Vidyanagar, KOLHAPUR - 416 004, Maharashtra, India

Tel. : 0231-2609333 / 9304, Gram: "UNISHIVAJI"

Fax : 0091-0231-2691533/2333

E-mail : envsc@unishivaji.ac.in

Ref. No./SUK/ENV

Date **23 FEB 2021**

## Certificate

This is to certify that the Department of Environmental Science, Shivaji University, Kolhapur has conducted detailed "Green Audit" of "Shripatrao Chougule Arts and Science College Malwadi-Kotoli, Dist. Kolhapur Maharashtra" during the academic year 2020-2021. The green audit was conducted in accordance with the applicable standards prescribed by Central Pollution Control Board, New Delhi and Ministry of Environment, Forest and Climate Change, New Delhi. The audit involves water, wastewater, energy, air, green inventory, solid waste etc and gives an 'Environmental Management Plan', which the institute can follow to minimize impact on the institutional working framework. The performance of Institute was found to have good quality with respect to sustainable Green Practices. In an opinion and to the best of our information and according to the information given to us, said green audit gives a true and fair view in conformity with environmental auditing principles accepted in India.



Head

A handwritten signature in blue ink, appearing to read 'Aasawari Jadhav'.

Dr. (Mrs.) Aasawari Jadhav  
i/c. Head & Assistant Professor  
Department of Environmental Science  
Shivaji University, Kolhapur



**Environmental Consultancy & Eco-Businesses**  
ISO 14001:2015(EMS) & ISO 9001:2015(QMS) Certified Organization  
Kolhapur, Maharashtra, India

**Ms. Pooja S. Sarolkar**  
**Proprieter & Lead Auditor**

Ref. No.-Ecolife/05/2024

Date: 01/08/2024

## **Environment Audit Certificate**

This is to certify that the Environmental Consultancy & Eco-Businesses, Kolhapur has conducted detailed "Green Audit" of esteemed institution **Shripatrao Chougule Arts and Science College Malwadi-Kotoli, Kolhapur, Maharashtra** for the academic years **2019-2020, 2020-2021, 2021-2022, 2022-2023 & 2023-2024**. The green audit was conducted in accordance with applicable standards prescribed by National Assessment and Accreditation Council (NAAC), Bangalore and Central Pollution Control Board, New Delhi. The audit involves Environmental Aspects such as **Energy, Water, Biodiversity, Waste Management** etc. The performance of the college was found to have good quality with respect to Sustainable Green Practices. In an opinion, information collected during the visit and data provided by the university, said green audit gives a true and fair view in conformity with environmental auditing principles accepted in India.

As part of Institutions initiatives for a Healthy and Sustainable Institute the audit was conducted. We appreciate the immense efforts taken by staff and students towards the Green Initiatives and Efficient Management of Premise.

**Prepared & certified by**

**Ms. Pooja Sarolkar**  
Lead Auditor  
EMS (ISO 14001:2015)  
International Register of Certificated Auditor (CQI-IRCA)  
Certificated No-22/IN/1023876/8088





**Environmental Consultancy & Eco-Businesses**  
ISO 14001:2015(EMS) & ISO 9001:2015(QMS) Certified Organization  
Kolhapur, Maharashtra, India

**Ms. Pooja S. Sarolkar**  
**Proprieter & Lead Auditor**

Ref. No.-Ecolife/05/2024

Date: 01/08/2024

## Energy Audit Certificate

This is to certify that the Environmental Consultancy & Eco-Businesses, Kolhapur has conducted detailed "Green Audit" of esteemed institution **Shripatrao Chougule Arts and Science College Malwadi-Kotoli, Kolhapur, Maharashtra** for the academic years **2019-2020, 2020-2021, 2021-2022, 2022-2023 & 2023-2024**. The green audit was conducted in accordance with applicable standards prescribed by National Assessment and Accreditation Council (NAAC), Bangalore and Central Pollution Control Board, New Delhi. The audit involves Environmental Aspects such as **Energy, Water, Biodiversity, Waste Management** etc. The performance of the college was found to have good quality with respect to Sustainable Green Practices. In an opinion, information collected during the visit and data provided by the university, said green audit gives a true and fair view in conformity with environmental auditing principles accepted in India.

As part of Institutions initiatives for a Healthy and Sustainable Institute the audit was conducted. We appreciate the immense efforts taken by staff and students towards the Green Initiatives and Efficient Management of Premise.

**Prepared & certified by**

**Ms. Pooja Sarolkar**  
Lead Auditor  
EMS (ISO 14001:2015)  
International Register of Certificated Auditor (CQI-IRCA)  
Certificated No-22/IN/1023876/8088





**Environmental Consultancy & Eco-Businesses**  
ISO 14001:2015(EMS) & ISO 9001:2015(QMS) Certified Organization  
Kolhapur, Maharashtra, India

**Ms. Pooja S. Sarolkar**  
**Proprieter & Lead Auditor**

Ref. No.-Ecolife/05/2024

Date: 01/08/2024

## Green Audit Certificate

This is to certify that the Environmental Consultancy & Eco-Businesses, Kolhapur has conducted detailed "Green Audit" of esteemed institution **Shripatrao Chougule Arts and Science College Malwadi-Kotoli, Kolhapur, Maharashtra** for the academic years **2019-2020, 2020-2021, 2021-2022, 2022-2023 & 2023-2024**. The green audit was conducted in accordance with applicable standards prescribed by National Assessment and Accreditation Council (NAAC), Bangalore and Central Pollution Control Board, New Delhi. The audit involves Environmental Aspects such as **Energy, Water, Biodiversity, Waste Management** etc. The performance of the college was found to have good quality with respect to Sustainable Green Practices. In an opinion, information collected during the visit and data provided by the university, said green audit gives a true and fair view in conformity with environmental auditing principles accepted in India.

As part of Institutions initiatives for a Healthy and Sustainable Institute the audit was conducted. We appreciate the immense efforts taken by staff and students towards the Green Initiatives and Efficient Management of Premise.

**Prepared & certified by**

**Ms. Pooja Sarolkar**  
Lead Auditor  
EMS (ISO 14001:2015)  
International Register of Certificated Auditor (CQI-IRCA)  
Certificated No-22/IN/1023876/8088



Dr. K. S. Chougule (Anna)  
Chairman



Dnyanganga Shikshan Prasarak Mandal, Malwadi Sanchalit  
**ShripatraoChougule Arts and Science College,**  
MalwadiKotoli Tal. Panhala, Dist. Kolhapur  
NAAC Accredited 3rd Cycle – CGPA – 2.73 (B+)



Late  
ShripatraoChougul

## CRITERION-VI

### Internal Quality Assurance System



6.5.1 Internal Quality Assurance cell (IQAC) has contributed significantly for institutionalizing the quality assurance strategies and processes. It reviews teaching learning process, structure and methodologies of operations and learning outcomes at periodic intervals and records the Incremental improvement in various activities.

## Gender Audit

### Index

Sr. No.	Particulars
1	Academic Year 23-24
2	Academic Year 22-23
3	Academic Year 21-22
4	Academic Year 20-21
5	Academic Year 19-20





Dnyanganga Shikshan Prasarak Mandal, Malwadi Kotoli



# SHRIPATRAO CHOUGULE ARTS AND SCIENCE COLLEGE MALWADI-KOTOLI

2019-20 TO 2023-24

# GENDER AUDIT REPORT



2024-25

IQAC and Gender Audit Committee



## ACKNOWLEDGEMENT

I extend my deepest gratitude to the Management of Dnyanganga Shikshan Prasarak Mandal, Malwadi, with special appreciation to our esteemed Executive President, Hon. Dr. K.S. Chougule, and the Secretary, Hon. Shri S.S. Patil, for their invaluable and ongoing guidance, unwavering support, and consistent encouragement throughout the process. Their leadership and vision have been instrumental in fostering an environment that prioritizes excellence and inclusivity, enabling the successful completion of this report.

I also wish to extend my sincere appreciation to the dedicated faculty members and administrative staff of our college. Their tireless efforts, collaborative spirit, and unwavering commitment were key in the preparation and completion of this important document. Their contributions have been crucial in ensuring that the report reflects the collective efforts of our institution.

Moreover, I acknowledge with great indebtedness the diligent efforts of the members of the Gender Audit Committee. Their meticulous work in gathering and analyzing the data required for this gender audit has been exemplary, and their insights have greatly enriched the findings of this report. Their dedication to ensuring the accuracy and integrity of the data has played a vital role in the successful execution of this project.

This entire work is a culmination of dedicated efforts and collaborative endeavours, resulting in a constructive and meaningful document that will serve as a valuable resource for promoting gender equity and inclusivity within our institution. The process has been a testament to the power of teamwork, commitment, and shared vision in achieving significant and impactful outcomes.

Place: Kotoli

Date: 10/08/2024



Mrs. Manisha H. Patil

Convener  
Gender Audit Committee  
SCAS College Malwadi-Kotoli



Prin. Dr. Vijaykumar A. Patil  
Shripatrao Chougule Art's and  
Principle College Malwadi-Kotoli,  
SCAS College Malwadi-Kotoli





## 1) INTRODUCTION

Hon'ble Dr. K.S.Chougule Founder President of Dnyanganga Shikshan Prasarak Mandal, Malwadi, Tal-Panhala, Dist-Kolhapur, established Shripatrao Chougule Arts and Commerce College Malwadi-Kotoli, on 1st June 1998 to open the door of higher education for rural youth specially for girls. Due to need of the Science wing the institution started science wing in the year 2016, hence the name of the college is changed into Shripatrao Chougule Arts and Science College Malwadi-Kotoli. During the assessment Period Institute started 6 PG and 07 B. Voc. courses.

This college is affiliated to Shivaji University, Kolhapur. The mission and goals of the college is to educate the rural youth in adjacent villages of Kotoli and to develop their personality to take active participation in developing India. College was reaccredited by NAAC in July 2019 and was awarded 'B+' Grade with CGPA 2.73.

The Gender Audit is an attempt to study good gender balance, the college follows all the University rules and policies. The Gender Audit tries to check the impact of its current and proposed policies on gender equality.

The college tries to create a safe, social and physical environment that helps all students to learn and succeed in healthy atmosphere. The college plays an important role in the career and personality development of all students and promotes sustained quality education to make the students courageous and competent.

The college provides various facilities to the girl students for gender equality. The NSS unit has 200 intake capacity out of which average percentage is 48.50% are girls. To motivate students to join defence, our college has been granted NCC unit under 56 MAH Btn Kolhapur. The NSS Unit always motivates the girls for their social responsibilities and their empowerment. The college provides separate study room, rest room, drinking water facility and separate toilet to the girls. To make the girls aware of their rights and to impart knowledge of by-laws, lectures of legal experts (lawyers) are arranged. These lectures are arranged every year by Internal Complaints Committee, Redressal Grievance Committee and Anti-Ragging Committee. In the cultural activities and sports students have achieved grand success. H.B. checkup camp is arranged for girls. Their active participation in cultural programmes, participation in Youth Festival of Shivaji University and 1<sup>st</sup> Prize in Classical Dance Competition, various competitions show their ability and achievement. In order to give girl students, the information about the development in different areas regarding women, we have subscribed to "Milun Saryajani" magazine.





## **2) OBJECTIVE OF GENDER AUDIT**

1. **Assess Gender Equality:** To evaluate the extent to which gender equality is being implemented within the institution or organization, identifying gaps in policies, practices, and culture.
2. **Promote Gender Awareness:** To increase awareness among staff, faculty, and students about gender issues, ensuring that gender sensitivity is integrated into daily activities and decision-making processes.
3. **Evaluate Policies and Practices:** To review existing policies, procedures, and practices to determine their effectiveness in promoting gender equality, and to identify areas for improvement.
4. **Ensure Compliance with Gender Laws:** To ensure that the institution is in compliance with national and international laws and regulations related to gender equality, including anti-discrimination laws.
5. **Identify Gender-Based Challenges:** To identify specific challenges faced by different genders within the institution, including barriers to participation, leadership, and access to resources.
6. **Enhance Institutional Accountability:** To enhance the institution's accountability in promoting and achieving gender equality, ensuring that commitments to gender equity are being met.
7. **Develop Action Plans:** To provide recommendations and develop action plans aimed at addressing identified gender disparities and promoting a more gender-inclusive environment.
8. **Support Gender-Sensitive Planning:** To support the integration of gender-sensitive approaches in planning, budgeting, and implementation of programs and initiatives within the institution.
9. **Monitor and Evaluate Progress:** To establish mechanisms for monitoring and evaluating progress towards gender equality, ensuring that improvements are sustained over time.

## **3) GENDER SENSITIVE FEATURE**

- 1) **Study Room:** A separate study room near the library has been designated for female students, contributing to their excellent academic performance.
- 2) **Ladies Room and Washroom:** A designated ladies' room is provided for female students to rest, equipped with a washroom that has ample water supply and is cleaned daily. A separate notice board is placed in the ladies' room. Women faculty members are available to address issues related to female students, including the provision of sanitary napkins when necessary. Additionally, a separate washroom is available for women faculty members.





- 3) **Canteen Facility:** The canteen offers services to both faculty members and students, with a separate seating arrangement available for female students.
- 4) **Drinking Water:** A dedicated drinking water facility is provided exclusively for female students.
- 5) **Health Camp:** Health camps are regularly organized to monitor hemoglobin (HB) levels in female students, and blood donation camps are conducted by the NSS unit in collaboration with the Gender Audit Committee.
- 6) **Discipline Committee:** The college has established a Discipline Committee comprising five members, including two female representatives.
- 7) **Anti-Ragging Committee:** The college is affiliated with Shivaji University, Kolhapur, upholds the university's regulations on anti-ragging. Ragging is recognized as a criminal offense, and the college has formed an Anti-Ragging Committee as per UGC guidelines.
- 8) **NSS Unit:** The college NSS unit consists of 200 volunteers, with 48.50% being female volunteers every year. The NSS unit organizes a seven-day campaign in various villages. The NSS unit also organized a rally for the "Lek Vachava-Abhiyan" campaign in Kotoli, as well as a tree plantation program. Additionally, a health check-up camp was held at the Bajar Bhogav.
- 9) **NCC Unit:** The NCC unit of our college enrolls 18 cadets annually, with an average of 53.70% being female cadets. The unit organizes various programs on social and environmental topics, such as tree plantation and cleanliness drives.

# SHIRIPATRAO CHOUGULE ARTS AND SCIENCE COLLEGE MALWADI-KOTOLI



## Part A: General and Personal Information

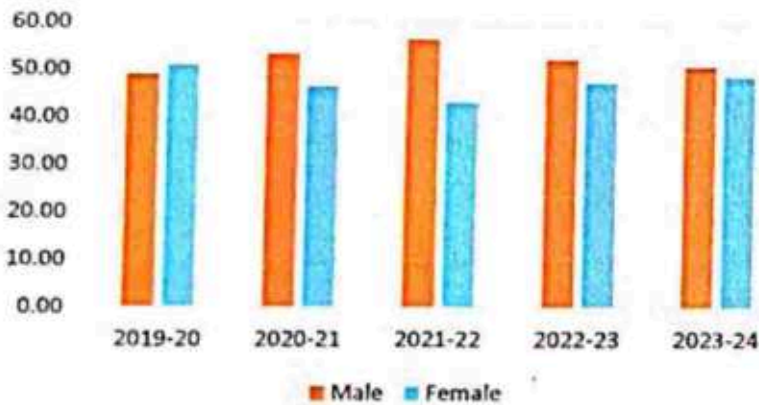
### I. Faculty wise students: Male-Female Ratio:

The College offers B. A, B.Sc., B. voc., M.A and M.Sc. Programmes

Following is the faculty wise and programme wise male female student's ratio of five years

Faculty of Humanities: Male-Female Ratio (UG)						
Programme	Year	Number of Students			Ratio	
		Male	Female	Total	Male	Female
B.A.	2019-20	254	265	519	48.94	51.06
	2020-21	228	199	427	53.40	46.60
	2021-22	282	215	497	56.74	43.26
	2022-23	266	241	507	52.47	47.53
	2023-24	259	249	508	50.98	49.02
	<b>Total</b>		1289	1169	2458	52.44

Faculty of Humanities: Male-Female Ratio (UG)



The male-female ratio has remained relatively stable over the five years, with slight fluctuations. The male ratio ranges between 48.94% to 52.47%, while the female ratio ranges between 47.53% to 51.06%. The data suggests that while there is a slight predominance of male students in the Faculty of Humanities, the difference is not significantly large, indicating

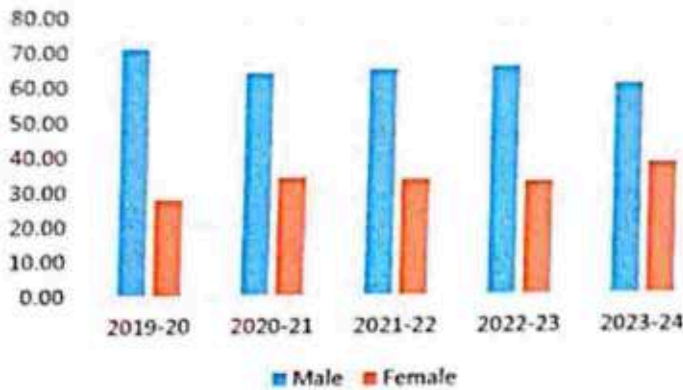
relatively balanced gender representation.

Faculty of Science: Male-Female Ratio (UG)						
Programme	Year	Number of Students			Ratio	
		Male	Female	Total	Male	Female
B. Sc.	2019-20	279	110	389	71.72	28.28
	2020-21	188	100	288	65.28	34.72
	2021-22	256	130	386	66.32	33.68
	2022-23	310	152	462	67.10	32.90
	2023-24	341	212	553	61.66	38.34
	<b>Total</b>		1374	704	2078	66.12





**Faculty of Science: Male-Female Ratio (UG)**



The male-female ratio shows a higher predominance of male students across all five years. The male ratio ranges between 61.66% to 71.72%, while the female ratio ranges between 28.28% to 38.34%.

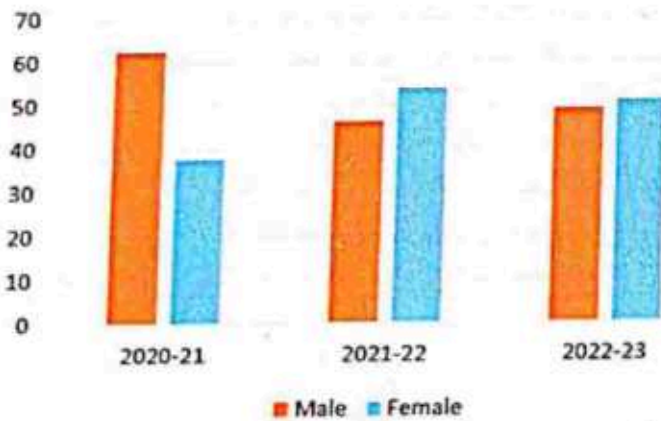
The data suggests a significant gender imbalance in favour of male students in the Faculty of Science. This persistent trend indicates a need to investigate and address potential barriers preventing female students from

enrolling in science programs.

**Faculty of B. Voc.: Male-Female Ratio (UG)**

Programme	Year	Number of Students			Ratio	
		Male	Female	Total	Male	Female
B. Voc	2020-21	78	47	125	62.40	37.60
	2021-22	61	71	132	46.21	53.79
	2022-23	128	133	261	49.04	50.96
	<b>Total</b>	<b>267</b>	<b>251</b>	<b>518</b>	<b>51.54</b>	<b>48.46</b>

**Faculty of B. Voc: Male-Female Ratio (UG)**



The male-female ratio in the Faculty of B. Voc. shows fluctuations, with males having a slight majority overall. The data shows a trend towards a more balanced or even female-dominant gender ratio over the three years.

The data indicates a fairly balanced gender representation overall, with a slight male majority. The shift towards more female students in 2021-22 suggests progress in achieving gender balance in the B. Voc. program.

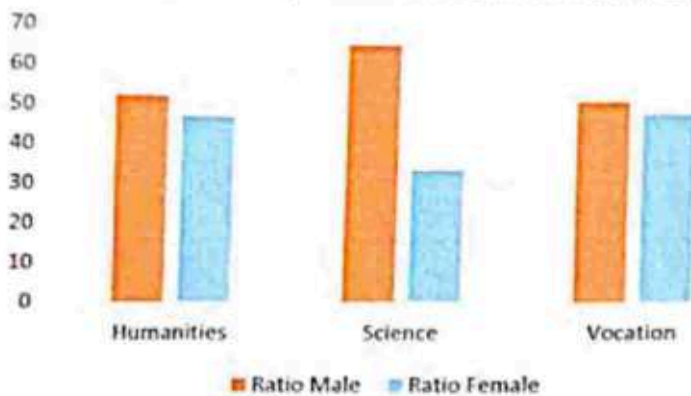
**Average Faculty wise Male-Female Ratio (UG)**

Faculty	Number of Students			Ratio	
	Male	Female	Total	Male	Female
Humanities	1289	1169	2458	52.44	47.56
Science	1374	704	2078	66.12	33.88
Vocation	267	251	518	51.54	48.46
<b>Total</b>	<b>2930</b>	<b>2124</b>	<b>5054</b>	<b>57.97</b>	<b>42.03</b>





Average Faculty wise Male-Female Ratio (UG)

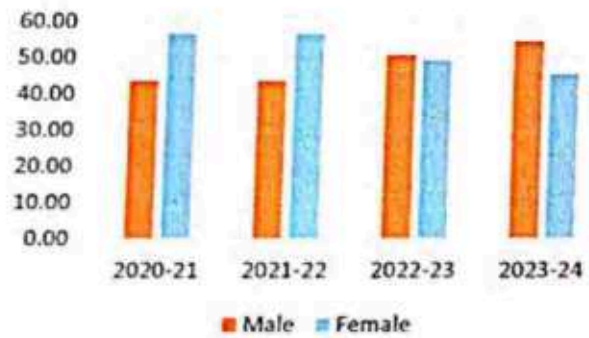


Science Faculty has the highest male ratio (66.12%) and the lowest female ratio (33.88%), indicating a significant gender imbalance. Humanities Faculty shows a more balanced gender distribution compared to other faculties. Vocation Faculty has a nearly equal gender distribution, which is closer to gender parity. The overall data suggests that there are more male students

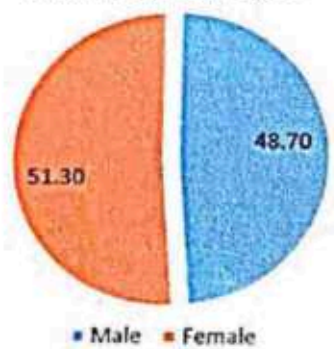
than female students in the undergraduate programs, with a male ratio of 57.97% and a female ratio of 42.03%.

Faculty of Humanities: Male-Female Ratio (PG)						
Programme	Year	Number of Students			Ratio	
		Male	Female	Total	Male	Female
M. A.	2020-21	63	82	145	43.45	56.55
	2021-22	63	82	145	43.45	56.55
	2022-23	108	105	213	50.70	49.30
	2023-24	103	86	189	54.50	45.50
	<b>Total</b>	<b>337</b>	<b>355</b>	<b>692</b>	<b>48.70</b>	<b>51.30</b>

Faculty of Humanities: Male-Female Ratio (PG)



Faculty of Humanities: Male-Female Ratio (PG) Aggregate



The Faculty of Humanities has shown a relatively balanced gender ratio over the years, with slight fluctuations. The male ratio has increased slightly over the years, while the female ratio has decreased correspondingly.

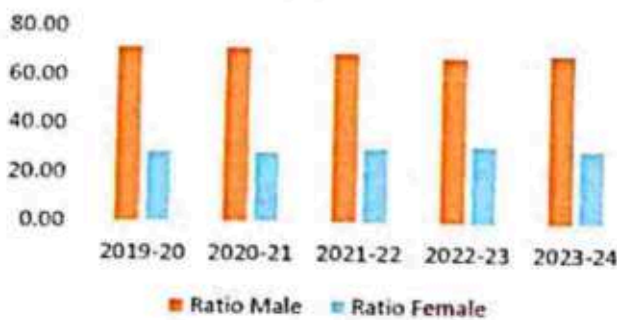
The male-to-female ratio has become more balanced in recent years, with the male ratio surpassing the female ratio in the 2022-23 academic year.



## 2. Teaching Staff: Male Female Ratio

Faculty of Humanities: Teaching Staff: Male-Female Ratio					
Year	Number of Teachers			Ratio	
	Male	Female	Total	Male	Female
2019-20	15	06	21	71.43	28.57
2020-21	15	06	21	71.43	28.57
2021-22	16	07	23	69.57	30.43
2022-23	15	07	22	68.18	31.82
2023-24	16	07	23	69.57	30.43
<b>Total</b>	<b>77</b>	<b>33</b>	<b>110</b>	<b>70.00</b>	<b>30.00</b>

Faculty of Humanities: Teaching Staff: Male-Female Ratio



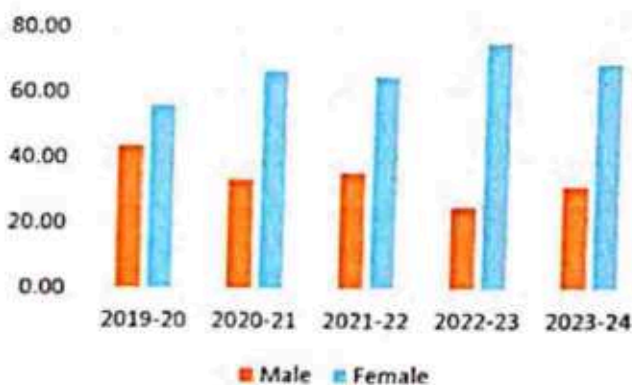
Across all five academic years, the number of male teaching staff has consistently been higher than the number of female teaching staff. The male ratio has remained around 70%, while the female ratio has been around 30%.

There have been slight variations in the number of male and female staff each year, but the overall trend shows a stable male dominance in the teaching staff. The data indicates a significant gender imbalance in the teaching staff of

the Faculty of Humanities, with males making up the majority.

Faculty of Science: Teaching Staff: Male-Female Ratio					
Year	Number of Teachers			Ratio	
	Male	Female	Total	Male	Female
2019-20	07	09	16	43.75	56.25
2020-21	06	12	18	33.33	66.67
2021-22	06	11	17	35.29	64.71
2022-23	04	12	16	25.00	75.00
2023-24	05	11	16	31.25	68.75
<b>Total</b>	<b>28</b>	<b>55</b>	<b>83</b>	<b>33.73</b>	<b>66.27</b>

Faculty of Science: Teaching Staff: Male-Female Ratio



Over the years, the number of female teaching staff has consistently been higher than the number of male teaching staff. The female ratio has increased, reaching its highest point (68%) in the 2022-23 academic year.

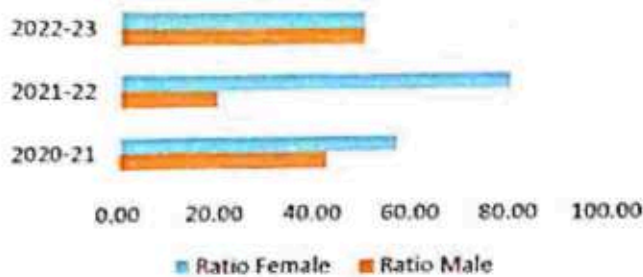
The overall trend shows a significant female dominance in the teaching staff of the Faculty of Science, with females making up nearly 60.49% of the total teaching staff.





Faculty of B. Voc.: Teaching Staff: Male-Female Ratio					
Year	Number of Teachers			Ratio	
	Male	Female	Total	Male	Female
2020-21	03	04	07	42.86	57.14
2021-22	01	04	05	20.00	80.00
2022-23	01	01	02	50.00	50.00
<b>Total</b>	<b>05</b>	<b>09</b>	<b>14</b>	<b>35.71</b>	<b>64.29</b>

Faculty of B. Voc.: Teaching Staff: Male-Female Ratio



Over the years, the number of female teaching staff has consistently been higher than the number of male teaching staff. The female ratio reached its highest point (80%) in the 2021-22 academic year.

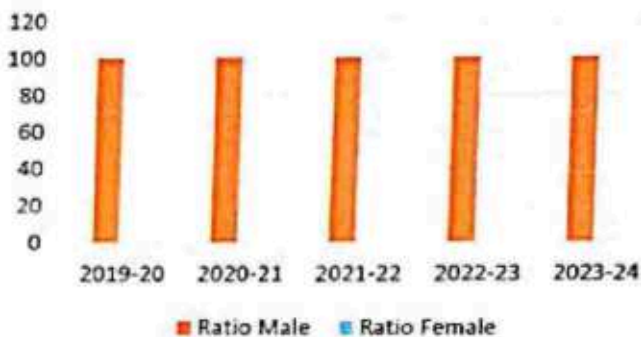
The 2022-23 academic year saw an equal number of male and female teaching staff, with a 50% ratio for both genders. The overall trend shows a significant female dominance in the

teaching staff of the Faculty of B. Voc., with females making up nearly 64,29% of the total teaching staff.

### 3. Non-Teaching Staff: Male Female Ratio

Non-Teaching Staff: Male-Female Ratio					
Year	Number of Staff			Ratio	
	Male	Female	Total	Male	Female
2019-20	19	0	19	100	0
2020-21	21	0	21	100	0
2021-22	21	0	21	100	0
2022-23	21	0	21	100	0
2023-24	21	0	21	100	0

Non-Teaching Staff: Male-Female Ratio



Over the past five academic years, the non-teaching staff has been entirely male, with no female staff members recorded. This results in a consistent 100% male ratio and 0% female ratio each year.

The data highlights a significant lack of gender diversity within the non-teaching staff. The absence of female staff members suggests potential issues in hiring practices or workplace culture that

may not be conducive to gender diversity.

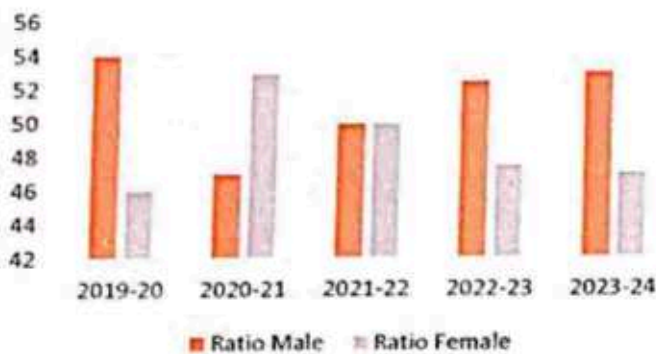




#### 4. NSS and NCC male Female Ratio

Year	NSS Students: Male: Female Ratio				
	Number of Students			Ratio	
	Male	Female	Total	Male	Female
2019-20	54	46	100	54	46
2020-21	47	53	100	47	53
2021-22	100	100	200	50	50
2022-23	105	95	200	52.5	47.5
2023-24	106	94	200	53	47
<b>Total</b>	<b>412</b>	<b>388</b>	<b>800</b>	<b>51.5</b>	<b>48.5</b>

NSS Students: Male: Female Ratio



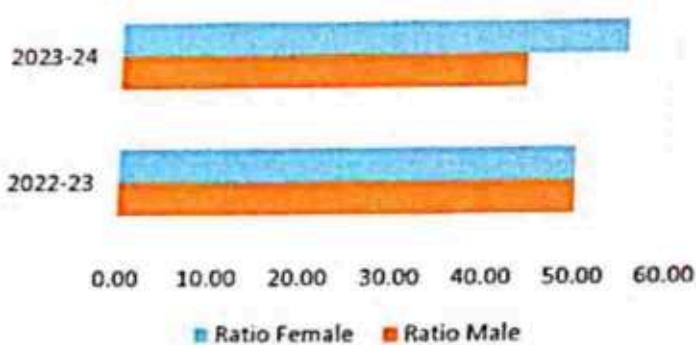
The ratio of male students has fluctuated slightly over the years but has generally remained close to 50%. The year 2020-21 saw a reverse trend where female students outnumbered males. The subsequent years have seen a gradual increase in the proportion of male students.

The data shows a relatively balanced gender representation among NSS students over the years, with a slight predominance of male students in most years. The 2020-21 academic year stands out as an exception, where female students were in the majority. Overall, the male-to-female ratio remains close to equilibrium, reflecting a healthy gender balance in NSS participation.

The data shows a relatively balanced gender representation among NSS students over the years, with a slight

Year	NCC Students: Male: Female Ratio				
	Number of Students			Ratio	
	Male	Female	Total	Male	Female
2022-23	09	09	18	50.00	50.00
2023-24	16	20	36	44.44	55.56
<b>Total</b>	<b>25</b>	<b>29</b>	<b>54</b>	<b>46.30</b>	<b>53.70</b>

NCC Students: Male: Female Ratio



The data indicates a shift in gender representation within NCC students between the two academic years. While the ratio was balanced in 2022-23, the 2023-24 academic year saw a notable increase in the proportion of female students. The cumulative analysis further shows that over these two years, female students slightly outnumbered male students, reflecting a trend toward increased female

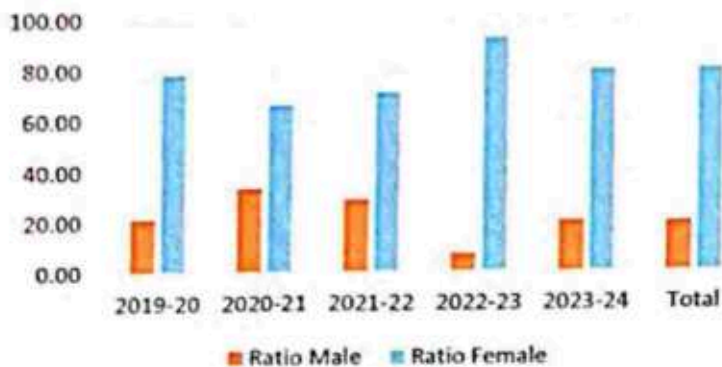
participation in NCC.



### 5. Achievement Metrics: Comparing Male and Female Ratios

Male-Female Ratio in Merit-Based Scholarships					
Year	Number of Students			Ratio	
	Male	Female	Total	Male	Female
2019-20	3	11	14	21.43	78.57
2020-21	2	4	6	33.33	66.67
2021-22	2	5	7	28.57	71.43
2022-23	1	13	14	7.14	92.86
2023-24	1	4	5	20.00	80.00
<b>Total</b>	<b>9</b>	<b>37</b>	<b>46</b>	<b>19.57</b>	<b>80.43</b>

Male-Female Ratio in Merit-Based Scholarships



The data indicates a pronounced gender disparity in merit-based scholarship awards, with female students consistently receiving a much larger share of scholarships compared to male students across all five academic years. The overall trend shows a substantial and persistent gap, with female students making up over 80% of the total scholarship recipients during this period. This suggests that either female

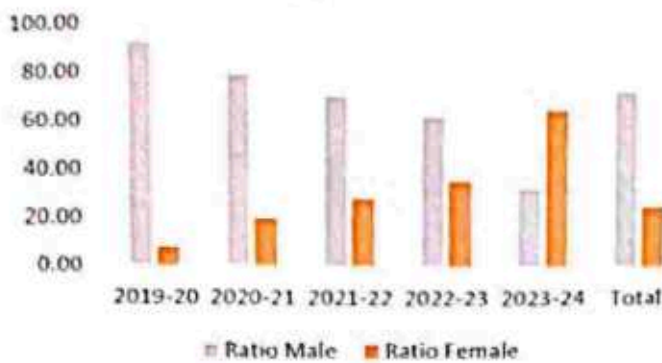
students are outperforming their male counterparts in merit-based criteria or there may be other factors contributing to this significant imbalance.

Male-Female Ratio in Sports Achievements												
Year	Number of Students								Total		Ratio	
	International		National		State		University		Male	Female	Male	Female
	M	F	M	F	M	F	M	F				
2019-20	4	0	0	0	0	0	8	1	12	1	92.31	7.69
2020-21	0	0	2	1	1	0	1	0	4	1	80.00	20.00
2021-22	1	0	2	1	2	0	0	1	5	2	71.43	28.57
2022-23	0	0	1	1	1	1	5	2	7	4	63.64	36.36
2023-24	0	0	1	2	0	0	0	0	1	2	33.33	66.67
<b>Total</b>	<b>5</b>	<b>0</b>	<b>6</b>	<b>5</b>	<b>4</b>	<b>1</b>	<b>14</b>	<b>4</b>	<b>29</b>	<b>10</b>	<b>74.36</b>	<b>25.64</b>





Male-Female Ratio in Sports Achievements



The data indicates a predominant male presence in sports achievements, particularly in the earlier years. However, there is a noticeable trend of increasing female participation and success in sports over time. By the 2023-24 academic year, female students outperformed male students in sports achievements, reflecting a significant positive shift in gender balance.

Despite the overall dominance of male students in sports achievements, the

data suggests growing female participation, especially at the national and university levels.

## CONCLUSION

The Gender Audit Report of Shripatrao Chougule Arts and Science College provides an insightful analysis of gender representation across various faculties, programs, and activities over the years.

### 1. Gender Representation in Student Enrollment:

- **Humanities Faculty** shows a relatively balanced gender ratio, with slight variations across the years, indicating a good level of gender parity.
- **Science Faculty** has a noticeable gender imbalance, with a significantly higher proportion of male students compared to female students, suggesting potential barriers to female participation in science.
- **B. Voc. Faculty** shows fluctuations, but overall presents a trend towards a balanced gender ratio, with the female ratio even surpassing the male ratio in some years.

### 2. Gender Representation among Teaching Staff:

- **Humanities** consistently has a higher number of male teaching staff, indicating a significant gender imbalance favoring males.
- **Science** has a higher number of female teaching staff, showing female dominance in this faculty.
- **B. Voc.** also shows a female majority in teaching staff, although the difference is not as pronounced as in the Science Faculty.

### 3. Non-Teaching Staff:

- There is a complete absence of female representation among non-teaching staff, with all positions held by males, highlighting a significant gender imbalance in this area.

### 4. Participation in NSS and NCC:

- **NSS** shows a relatively balanced gender ratio with slight fluctuations, indicating an overall healthy gender balance.
- **NCC** presents a trend of increasing female participation, with females slightly outnumbering males in recent years.

### 5. Merit-Based Scholarships:





- There is a pronounced gender disparity in favor of female students, who consistently receive a larger share of merit-based scholarships compared to male students. This suggests that female students may be outperforming their male counterparts academically.

#### 6. Sports Achievements:

- Historically, male students have dominated sports achievements, but there is a noticeable increase in female participation and success in recent years, indicating a positive shift towards gender balance in sports.

#### Overall Implications:

The report reveals areas of both progress and concern regarding gender equality within the college. While there are faculties and activities with balanced or improving gender ratios, the significant gender imbalances in other areas, particularly in the Science Faculty, non-teaching staff, and certain extracurricular activities, suggest a need for targeted interventions to promote greater gender equity. The strong performance of female students in academics, as reflected in scholarship awards, highlights their potential and the importance of supporting their participation across all areas.

### RECOMMENDATION

1. **Increase Female Enrollment in Science Programs:** Implement initiatives to encourage more female students to enroll in science programs. This could include outreach programs, scholarships, and mentorship opportunities specifically targeting female students to address the significant gender imbalance in the Faculty of Science.
2. **Promote Gender Diversity in Non-Teaching Staff:** Develop recruitment and retention strategies to attract more female candidates to non-teaching staff positions. Given the current 100% male representation, it's crucial to create a more inclusive work environment that supports gender diversity.
3. **Enhance Female Participation in Sports:** While there is a growing trend of female participation in sports, additional resources and support should be provided to further encourage this trend. This could include the establishment of female-specific sports programs and facilities.
4. **Leverage Scholarship Programs to Promote Gender Equity:** The significant success of female students in obtaining merit-based scholarships suggests a need to continue and expand such programs. However, efforts should also be made to ensure that male students receive adequate support to achieve academic success.
5. **Strengthen Gender Balance in Extracurricular Activities:** Given the balanced gender ratio in NSS to increase the number of female students, similar efforts should be made across all extracurricular activities to ensure equitable participation and representation.
6. **Conduct Regular Gender Sensitization Workshops:** Organize workshops and training sessions on gender sensitization for both staff and students. These should aim to create awareness about gender biases and promote a culture of equality and respect within the college community

Mrs. Manisha H. Patil  
Convener  
Gender Audit Committee  
SCAS College Malwadi-Kotoli



PRINCIPAL  
Shripatrao Chougule Art's and  
Science College Malwadi-Kotoli,  
Tal. Panhala, Dist. Kolhapur.





# Various Activities for Girl Students



## वेद्यार्थिनींनी समाजातील स्त्रियांचे प्रबोधन करावे

डॉ. एन.बी. पाटील; कोतोली येथील चौगुले महाविद्यालयात 'महिलांचे कायदे' विषयावर व्याख्यान

कोतोली, २२ जून (संवाद) - कोतोली येथील चौगुले महाविद्यालयात डॉ. एन.बी. पाटील यांच्या अध्यक्षतेखाली 'महिलांचे कायदे' विषयावर व्याख्यान आयोजित करण्यात आले. यावेळी डॉ. एन.बी. पाटील यांनी महिलांच्या अधिकारांविषयी सविस्तर माहिती देण्यात आली. त्यांच्या वक्तव्यात महिलांच्या कामगार हक्कांविषयीही माहिती देण्यात आली. यावेळी डॉ. एन.बी. पाटील यांच्या अध्यक्षतेखाली चर्चासत्रही आयोजित करण्यात आले. यावेळी डॉ. एन.बी. पाटील यांच्या अध्यक्षतेखाली चर्चासत्रही आयोजित करण्यात आले.



यावेळी डॉ. एन.बी. पाटील यांनी महिलांच्या अधिकारांविषयी सविस्तर माहिती देण्यात आली. त्यांच्या वक्तव्यात महिलांच्या कामगार हक्कांविषयीही माहिती देण्यात आली. यावेळी डॉ. एन.बी. पाटील यांच्या अध्यक्षतेखाली चर्चासत्रही आयोजित करण्यात आले.

