



Dr. K. S.
Chougule (Anna)

Dnyanganga Shikshan Prasarak Mandal, Malwadi Sanchalit

Shripatrao Chougule Arts and Science College,

Malwadi Kotoli Tal. Panhala, Dist. Kolhapur

NAAC Accredited 3rd Cycle – CGPA – 2.73 (B+)



Late Shripatrao
Chougule (Dada)

Criteria-VI : Governance, Leadership and Management

6.5.2- Quality Assurance Initiatives of the Institution

3. any other quality audit / accreditation recognized by state, national or international agencies such as NAAC, NBA etc.

INDEX

Sr.No.	Quality Audit	Agencies
1	Accreditation	NAAC
2	ISO-14001;2015	Dept. of Env't. Sci., CNCVCW, Kolhapur
3	ISO-14001;2015	Dept. of Env't. Sci., CNCVCW, Kolhapur
4	Academic Audit	Shivaji University, Kolhapur.


PRINCIPAL
Shripatrao Chougule Art's and
Science College Malwadi-Kotoli,
Tal.Panhala, Dist.Kolhapur.



राष्ट्रीय मूल्यांकन एवं प्रत्यायन परिषद
 राष्ट्रियमूल्यांकन एवं प्रत्यायन परिषद
NATIONAL ASSESSMENT AND ACCREDITATION COUNCIL
 An Autonomous Institution of the University Grants Commission

Quality Profile

Name of the Institution : Shripatrao Chougule Arts and Science College
 Place : Kotoli, Tal. Panhala, Kolhapur, Maharashtra

Criteria	Weightage (W _i)	Criterion-wise Weighted Grade Point (C _i × W _i /W _i)	Criterion-wise Grade Point Averages (C _i × W _i /W _i)
I. Curricular Aspects	100	325	3.25
II. Teaching-Learning and Evaluation	330	936	2.84
III. Research, Innovations and Extension	105	285	1.95
IV. Infrastructure and Learning Resources	100	265	2.65
V. Student Support and Progression	115	340	2.96
VI. Governance, Leadership & Management	100	249	2.49
VII. Institutional Values and Best Practices	100	273	2.73
Total	ΣW_i = 950	Σ(C_i × W_i) = 2593	

$$\text{Institutional CGPA} = \frac{\sum(C_i \times W_i)}{\sum W_i} = \frac{2593}{950} = \boxed{2.73}$$

Grade = **B⁺**

Date : July 15, 2019



Director

- This certificate is valid for a period of five years with effect from July 15, 2019
- An institutional CGPA on four point scale in the range of 3.51 - 4.00 denotes 'A' grade, 3.26 - 3.50 denotes 'A' grade, 3.01 - 3.25 denotes 'A' grade, 2.76 - 3.00 denotes 'B' grade, 2.51 - 2.75 denotes 'B' grade, 2.26 - 2.50 denotes 'B' grade, 1.51 - 2.00 denotes 'C' grade
- Scores rounded off to the nearest integer

U/24/142/RAR/ADIC/CO/2019



राष्ट्रीय मूल्यांकन एवं प्रत्यायन परिषद
 राष्ट्रियमूल्यांकन एवं प्रत्यायन परिषद
NATIONAL ASSESSMENT AND ACCREDITATION COUNCIL
 An Autonomous Institution of the University Grants Commission

Certificate of Accreditation

The Executive Committee of the
 National Assessment and Accreditation Council
 on the recommendation of the duly appointed
 Peer Team is pleased to declare the
 Shripatrao Chougule Arts and Science College
 Kotoli, Tal. Panhala, Kolhapur, affiliated to Shivaji University,
 Maharashtra as
 Accredited
 with CGPA of 2.73 on four point scale
 at B⁺ grade
 valid up to July 14, 2024

Date : July 15, 2019



Director



U/24/142/RAR/ADIC/CO/2019



INSTITUTIONAL ASSESSMENT AND ACCREDITATION
(Effective from July 2017)

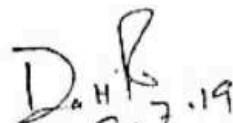
Accreditation - (Cycle - 3)

PEER TEAM REPORT ON
INSTITUTIONAL ACCREDITATION OF
SHIRIPATRAO CHOUGULE ARTS AND SCIENCE COLLEGE, MALWADI-
KOTOLI
C-11221

Kolhapur
416230

(Draft)


2/7/2019


2.7.19


2/7/19

NATIONAL ASSESSMENT AND ACCREDITATION COUNCIL
An Autonomous Institution of the University Grants Commission
P.O. Box No. 1075, Nagarbhavi, Bengaluru - 560 072, INDIA



Website: www.cncvcw.edu.in

Ph.No. (0231) 2535405

CHH. SHAHU INSTITUTE OF BUSINESS EDUCATION & RESEARCH TRUST'S
COLLEGE OF NON-CONVENTIONAL VOCATIONAL COURSES FOR WOMEN

Affiliated to Shivaji University, Kolhapur, Maharashtra, India

University Road, Kolhapur - 416 004

Accredited by NAAC with B++ Grade (4th Cycle)

Dr. R. A. SHINDE

Secretary & Managing Trustee

Energy Audit Certificate

This is to certify that the "Energy Audit" of esteemed institution **Shripatrao Chougule Arts and Science College Malwadi-Kotoli, Kolhapur, Maharashtra** for the academic years **2019-2020, 2020-2021, 2021-2022, 2022-2023 & 2023-2024**. The energy audit was conducted in accordance with applicable standards prescribed by National Assessment and Accreditation Council (NAAC), Bangalore and Central Pollution Control Board, New Delhi. The audit involves Environmental Aspects such as **Energy Consumption, Use of Renewable energy, Carbon Footprint & Energy Conservation** etc. The performance of the college was found to have good quality with respect to Sustainable Green Practices. In an opinion, information collected during the visit and data provided by the university, said green audit gives a true and fair view in conformity with environmental auditing principles accepted in India. As part of Institutions initiatives for a Healthy and Sustainable Institute the audit was conducted. We appreciate the immense efforts taken by staff and students towards the Green Initiatives and Efficient Management of Premise.

Prepared & certified by

Ms. Pooja Sarolkar

Assistant Professor,

Dept. of Env. Sci., CNCVCW, Kolhapur

Lead Auditor

EMS (ISO 14001:2015)

International Register of Certificated Auditor (CQI-IRCA)

Certificated No-22/IN/1023876/8088



Website: www.cncvcw.edu.in

Ph.No. (0231) 2535405

CHH. SHAHU INSTITUTE OF BUSINESS EDUCATION & RESEARCH TRUST'S
COLLEGE OF NON-CONVENTIONAL VOCATIONAL COURSES FOR WOMEN

Affiliated to Shivaji University, Kolhapur, Maharashtra, India

University Road, Kolhapur - 416 004

Accredited by NAAC with B++ Grade (4th Cycle)

Dr. R. A. SHINDE

Secretary & Managing Trustee

Green Audit Certificate

This is to certify that the "Green Audit" of esteemed institution **Shripatrao Chougule Arts and Science College Malwadi-Kotoli, Kolhapur, Maharashtra** for the academic years **2019-2020, 2020-2021, 2021-2022, 2022-2023 & 2023-2024**. The green audit was conducted in accordance with applicable standards prescribed by National Assessment and Accreditation Council (NAAC), Bangalore and Central Pollution Control Board, New Delhi. The audit involves Environmental Aspects such as **Energy, Water, Biodiversity, Waste Management** etc. The performance of the college was found to have good quality with respect to Sustainable Green Practices. In an opinion, information collected during the visit and data provided by the university, said green audit gives a true and fair view in conformity with environmental auditing principles accepted in India. As part of Institutions initiatives for a Healthy and Sustainable Institute the audit was conducted. We appreciate the immense efforts taken by staff and students towards the Green Initiatives and Efficient Management of Premise.

Prepared & certified by

Ms. Pooja Sarolkar

Assistant Professor,

Dept. of Env't. Sci., CNCVCW, Kolhapur

Lead Auditor

EMS (ISO 14001:2015)

International Register of Certificated Auditor (CQI-IRCA)

Certificated No-22/IN/1023876/8088



Website: www.cncvcw.edu.in

Ph.No. (0231) 2535405

CHH.SHAHU INSTITUTE OF BUSINESS EDUCATION & RESEARCH TRUST'S
COLLEGE OF NON-CONVENTIONAL VOCATIONAL COURSES FOR WOMEN

Affiliated to Shivaji University, Kolhapur, Maharashtra, India

University Road, Kolhapur - 416 004

Accredited by NAAC with B++ Grade (4th Cycle)

Dr. R. A. SHINDE

Secretary & Managing Trustee

Environment Audit Certificate

This is to certify that the "Environment Audit" of esteemed institution **Shripatrao Chougule Arts and Science College Malwadi-Kotoli, Kolhapur, Maharashtra** for the academic years **2019-2020, 2020-2021, 2021-2022, 2022-2023 & 2023-2024**. The environment audit was conducted in accordance with applicable standards prescribed by National Assessment and Accreditation Council (NAAC), Bangalore and Central Pollution Control Board, New Delhi. The audit involves Environmental Aspects such as **Energy, Water, Biodiversity, Waste Management** etc. The performance of the college was found to have good quality with respect to Sustainable Green Practices. In an opinion, information collected during the visit and data provided by the university, said green audit gives a true and fair view in conformity with environmental auditing principles accepted in India.

As part of Institutions initiatives for a Healthy and Sustainable Institute the audit was conducted. We appreciate the immense efforts taken by staff and students towards the Green Initiatives and Efficient Management of Premise.

Prepared & certified by

Ms. Pooja Sarolkar

Assistant Professor,

Dept. of Env't. Sci., CNCVCW, Kolhapur

Lead Auditor

EMS (ISO 14001:2015)

International Register of Certificated Auditor (CQI-IRCA)

Certificated No-22/TN/1023876/8088

Dnyanganga Shikshan Prasarak Mandal, Malwadi .
SHRIPATRAO CHOUGULE ARTS AND SCIENCE COLLEGE
MALWADI -KOTOLI



REPORT OF THE INSPECTION COMMITTEE ACADEMIC AND ADMINISTRATIVE AUDIT (AAA)
FOR
THE COLLEGE/RECOGNISED UNDER THE FACULTY OF ARTS/SCIENCE

Date : 02/05/2024

1. Name of the College:

Dnyanganga Shikshan Prasarak Mandal, Malwadi .Sanchalit
Shripatrao Chougule Arts and Science College , Malwadi -Kotoli 416230
Year of establishment: 1995
Telephone: STD Code: 02328 No. : 299899 Fax: 299899
Email-id: shripatraocmk@yahoo.in
Website Address: www.shripatraocollege.com
Type of Institute/College: Co-Education
Location: Rural
Status of University affiliation: Permanent
UGC 2f/12b Approval: UGC 2(f)
Government aid/Approval: Grant-in-Aided
Programmes taught in the college: 1. Arts 2. Science (Undergraduate)
,3.M.A ,4. M.SC.[Postgraduate

2.Name of the Trust/Society: Dnyanganga Shikshan Prasarak Mandal, Malwadi .

Address: President, Hon. Dr.K. S. Chougule, At- Malwadi, Post- Kotoli Tal. - Panahala,
Dist.- Kolhapur
416230(Maharashtra)
Year of establishment:1995
Mobile : 9823393949

3. Name Of Academic And Administration Audit Committee Members:

Sr. No.	Name	Designation	Address
1.	Dr. J.K.PAWAR	Chairman	Ex. Principal Shripatrao Chougule Arts and Science c College Malwadi-kotoli
2.	Dr.V.S.PATIL	Member	Head Dept. of Physics Warana Mahavidyalaya Warana





Criteria-I Governance and Policy Making: (20 marks)

Sr. No.	Criteria	Observation	Mark	Marks Allotted	Marks Obtained	Remarks
1.	CDC In place	Yes	√	2	02	
		No		0		
2.	Whether two meeting were conducted during last year or not?	Yes	√	2	02	
		No		0		
3.	Officers addressing RTI issues	Yes	√	1	01	
		No		0		
4.	Anti-ragging Committee	Yes	√	1	01	
		No		0		



5.	Sexual Harassment Prevention Committee	Yes	√	1	01	
		No		0		
6.	Internal Quality Assurance Cell	Yes	√	1	01	
		No		0		
7.	Whether the AQAR sent regularly?	Yes	√	1	01	
		No		0		
8.	Special Cell/Standing Committee	Yes	√	1	01	
		No		0		
9.	Redressal Committee	Yes	√	1	01	
		No		0		
10.	Minutes of Special Cell Standing Committee meetings	Yes	√	1	01	
		No		0		
11.	Purchase Committee	Yes	√	1	01	
		No		0		
12.	Student Council	Yes	√	1	01	
		No		0		
13.	Minutes of Student council meetings	yes	√	1	01	
		No		0		
14.	Library Committee	Yes	√	1	01	
		No		0		
15.	Development fund Utilization Committee	Yes	√	1	01	
		No		0		
16.	Vision/mission & Goals	Yes	√	3	03	20
		No		0		



Criteria-II Infrastructure and Student Amenities (60 marks)

Sr.No.	Criteria	Observation	Mark	Marks Allotted	Marks Obtained	Remarks
1.	Built up area as per University norms	a. More or as per norms	√	3	03	
		b. 75% of norms		2		
		c. Less than 75% of norms		1		
2.	Adequate well furnished class rooms as per strength of College Required No:..... Available No:.....	a. Above 75%	√	2	02	
		b. Below 75%		1		
3.	No and size of Laboratory as per university norms Required No of Size:..... Available No of Size:.....	a. Above 75%	√	3	03	
		b. 50-75%		2		
		c. Below 50%		1		
4.	Adequacy of Laboratory equipments as per curriculum	a. Above 80%	√	3	03	
		b. 60-80%		2		
		c. Below 60%		1		

5.	Number of books added in the Library during last three years.	a. Above 1000	√	3	03	
		b. 500-1000		2		
		c. Less than 500		1		
6.	International Journal subscribed (Hard copy/online)	a. Above 10		2	02	
		b. 5-10		1		
		c. Below 5	√	0		
7.	Daily Library usage (% of students doing book transactions) out of total students daily	a. More than 20%	√	2	02	
		b. 15% -20%		1		
		c. Less than 15%		0		
8.	Study tour organized during last three years	a. 5-8		2		
		b. 1-4	√	1	01	
		c. Nil		0		
9.	Principal Cabin with rest room	Yes	√	2	02	
		No		0		
10.	Girls Common Room	Yes	√	1	01	
		No		0		
11.	Boys Common Room	Yes	√	1	01	
		No		0		
12.	Well furnished Staff room	Yes	√	1	01	
		No		0		
13.	Strong room	Yes	√	1	01	
		No		0		
14.	Store room/ Chemical Storeroom	Yes	√	1	01	
		No		0		
15.	Gymkhana	Yes	√	1	01	
		No		0		
16.	Seminar Room	Yes	√	1	01	



		No		0	
17.	Adequate space for library	Yes	√	1	01
		No		0	
18.	Reading room	Yes	√	1	01
		No		0	
19.	Auditorium	Yes	√	1	01
		No		0	
20.	Girls hostel	Yes	√	1	01
		No		0	
21.	Boys hostel	Yes		1	00
		No	√	0	
22.	Principal Quarter Within campus/ Nearby College	Yes		1	
		No	√	0	00
23.	Adequacy of Toilets for Girls	Yes	√	1	01
		No		0	
24.	Adequacy of Toilets for boys	Yes	√	1	01
		No		0	



25.	Adequacy of Toilets for Staff	Yes	√	1	01	
		No		0		
26.	Play ground (Own/Rented)	Yes	√	1	01	
		No		0		
27.	Reprographic facility	Yes	√	1	01	
		No		0		
28.	Digital Library facility	Yes		1	00	
		No	√	0		
29.	Interne facility for Staff	Yes	√	1	01	
		No		0		
30.	Interne facility for student	Yes	√	1	01	
		No		0		
31.	Departmental library	Yes	√	1	01	
		No		0		
32.	Computer facility as per syllabus	Yes	√	1	01	
		No		0		
33.	Cafeteria	Yes	√	2	01	
		No		0		
34.	Guest house	Yes		1	00	
		No	√	0		
35.	Virtual Classroom	Yes	√	2	01	
		No		0		
36.	Health centre facility with first Aid	Yes	√	1	01	
		No		0		
37.	Career Guidance Cell	Yes	√	1	01	
		No		0		
38.	Facility of Competitive Exam Cell	Yes	√	1	01	
		NO		0		
39.	Placement cell	Yes	√	1	01	
		No		0		
40.	Teacher-Guardian Scheme	Yes	√	1	01	
		No		0		
41.	Group Insurance facility for students	Yes	√	1	01	
		No		0		
42.	NSS facility	Yes	√	1	01	
		No		0		
43.	NCC facility	Yes		1	01	
		No		0		
44.	Indoor-Outdoor game facility	Yes	√	1	01	
		No		0		
45.	Book Bank facility	Yes	√	1	01	53
		No		0		



Criteria III. Management of Finance (20 marks)

Sr.No.	Criteria	Observation	Mark √	Marks Allotted	Marks Obtained	Remarks
1.	Annual Budget	Yes	√	1	01	
		No		0		
2.	Execution of budget	a. Expenses As per budget	√	2	02	
		b. Less than budget		1		
3.	Receipt/Payment Account	Yes	√	1	01	
		No		0		
4.	Income/Expenditure	Yes	√	1	01	
		No		0		
5.	Balance sheet	Yes	√	1	01	
		No		0		
6.	Cash book	Yes	√	1	01	
		No		0		
7.	Ledger	Yes	√	1	01	
		No		0		
8.	Backward class scholarship record	Yes	√	1	01	
		No		0		
9.	Student Fees register	Yes	√	1	01	
		No		0		
10.	Dead Stock registers	Yes	√	1	01	
		No		0		
11.	Accession register	Yes	√	1	01	
		No		0		
12.	Audit report	Yes	√	1	01	
		No		0		
13.	Compliance of audit report	a. Above 90%	√	2	01	
		b. Less than 90%		1		
14.	Scholarships distributed in time to the concerned students	Yes	√	1	01	
		No		0		
15.	Whether the receipt of Gymkhana fees is fully utilized for the same	Yes	√	2	02	
		No		0		
16.	Whether the receipt of Student aid fund fees is fully utilized for the same	Yes	√	2	02	19
		No		0		



Criteria IV. Administrative Criteria;

(30 marks)

Sr.No.	Criteria	Observation	Mark √	Marks Allotted	Marks Obtained	Remarks
1.	Academic calendar	Yes	√	1	01	
		No		0		
2.	Administrative Calendar	Yes		1		
		No	√	0	00	
3.	Division of work	Yes	√	1	01	
		No		0		
4.	Teaching Plan	Yes	√	1	01	
		No		0		
5.	Office atomization	Yes	√	2	02	
		No		0		
6.	Appointment letters given to all teaching and non-teaching staff	Yes	√	2	02	
		No		0		
7.	Service book record of all staff is updated and maintained in duplicate.	Yes	√	2	02	
		No		0		
8.	Amount toward GPF/CPF of staff is deposited with concerned office	Yes	√	2	02	
		No		0		
9.	Provision for gratuity of all staff is made by Govt./institution	Yes	√	2	02	
		No		0		
10.	Amount of income tax and professional tax deposited regularly to the concern office	Yes	√	2	02	
		No		0		
11.	Whether the fees charged as per university & Govt. norms	Yes	√	2	02	
		No		0		
12.	Education facility in the college	a. UG, PG & Research		3	02	
		b. UG, PG		2		
		c. UG	√	1		
13.	Education Stream available in the college	a. Multy faculty	√	3		
		b. Two faculty		2	02	
		c. Single faculty		1		
14.	Total strength of the college	a. Above 2000		3	02	
		b. 500-2000	√	2		
		c. Below 500		1		
15.	Whether student General register is maintained	Yes	√	1	01	
		No		0		
16.	Whether seniority list of teaching staff is maintained & updated	Yes	√	1	01	
		No		0		
17.	Whether seniority list of Non-teaching staff is maintained & updated	Yes	√	1	01	26
		No		0		

Criteria V Academic Criteria:(150 marks)

Sr.No.	Criteria	Observation	Mark v	Marks Allotted	Marks Obtained	Remarks
A Accreditation			(05 marks)			
1.	Accreditation by NAAC	a.Reaccredited	v	5	05	05
		b.Accreditated		3		
		c.Fresh applied		1		
		d.Not applied		0		
B Human Resource			(25 Marks)			
1.	Principal	a.Regular	v	4	04	
		b.In charge (Approved)		2		
		c.In charge (Unapproved)		0		
2.	Physical Director	a.Regular	v	1	01	
		b.in charge (Unapproved)		0		
3.	Number of regular faculty as per university Approved workload Require: 21 Available:18	a.100 %		6	04	
		b.80%-100%		4		
		c.60-80%		2		
		d.40-60%		1		
		e.Below 40%		0		
4.	Whether the post of / Office Superintendent is approved/and filled?	Yes	v	2	02	
		No		0		
5.	Number of Approved Non- Teaching staff Post: 11 Available: 11	a.100 %	v	4	04	
		b.80%-100%		3		
		c.60-80%		2		
		d.40-60%		1		
		e.Below 40%		0		
6.	Percentage of Teachers with Ph.D. qualification	a.Above 40 %	v	4	04	
		b.31-40%		3		
		c.21-30%		2		
		d.Up to 20%		1		
		e.Nil		0		
7.	Percentage of Teachers with M.Phil/ SET/NET qualification (Excluding Ph.D)	a.Above 40 %	v	4	03	22
		b.31-40%		3		
		c.21-30%		2		
		d.Up to 20%		1		
		e.Nil		0		
C Learning Resources			(10 Marks)			
1.	No. of LCD projectors	a. More than 5	v	5	04	
		b.4		4		
		c.3		3		
		d.2		2		
		e.1		1		
		f.Nil		0		



2.	Faculties self developed/ readymade PPT/ Flash presentations as a teaching aid	a. More than 50%	v	5	05	09
		b. 25-49%		3		
		c. Less than 25%		1		
		d. Nil		0		
D Curriculum Coverage (15 Marks)						
1.	Curriculum covered 1. No. of lectures covered (Max.5M) 2. Theory Subject lesson plan prepared and followed(Max.5M) 3. Industry Study tour/ Practical plan prepared and followed(Max.5M) 4. Student feedback about satisfactory coverage of curriculum(Max.5M)	a. 100%	v	10	05	
		b. 75-100%		8		
		c. 60-75%		5		
		d. Less than 60%		0		
2.	Attendance: Average attendance of theory, practical, and for all periodic tests theory and practical	a. Above 90%	v	3	03	
		b. 75-90%		2		
		c. Below 75%		0		
3.	Assessment of students before university examination	a. Conducted	v	2	02	10
		b. Few items Conducted		1		
		c. None Conducted		0		
E Faculty and Student Development (60 Marks)						
1.	Major research Project completed in last 3 years	Three or more		3	00	
		Two		2		
		One		1		
2.	Major research project undertaken in last 3 years	Three or more		3		
		Two		2		
		One		1	00	
3.	Minor research project completed in last 3 years	a. Four or more		2		
		b. Between 1-3		1	01	
		c. Nil		0		
4.	Minor research project undertaken in last 3 years	a. Four or more		2		
		b. Between 1-3	v	1	01	
		c. Nil		0		
5.	No. of research publications in National/international Journal with ISSN Number during last three years	a. 15 and more	v	10	10	
		b. 10-14		5		
		c. Less than 10		2		
		d. Nil		0		



6.	No. of faculty presented papers in symposium/workshop/conference	a. 15 or more	√	5	05	
		b. Between 10-14		3		
		c. Less than 10		1		
		d. Nil		0		
7.	Books published with/without ISBN/ in last 3 years	a. 6 or more		3	03	
		b. Between 1-5		2		
		c. Nil		0		
8.	No. of consultancy undertaken during last 3 years	a. 6 or more	√	3	03	
		b. Between 1-6		2		
		c. Nil		0		
9.	No. of faculties contributed as resource persons at QIP/symposium/workshop/conference/seminar in last 3 years	a. 10 or More		3	02	
		b. Between 5-9	√	2		
		c. Less than 5		0		
10.	No. of faculties participated in QIP/symposium/workshop/	a. 15 or more	√	3	03	
		b. Between 10-14		2		
		c. Below 10		0		
11.	No. of faculties deputed for improvement of academic qualification during last 3 years	a. 10% or more	√	3	03	
		b. Less than 10%		2		
		c. Nil		0		
12.	No. of QIP/symposium/Workshop/conference/seminar organized at International/National/State/Regional/University level in last 3 years	a. 9 or more	√	5	03	
		b. Between 6-9		3		
		c. Between 1-6		2		
		d. Nil		0		
13.	Experts lectures organized in the college during last 3 years	a. 12 or more	√	5	05	
		b. Between 10-12		4		
		c. Between 7-9		3		
		d. Between 4-6		2		
		e. Between 1-3		1		
		f. Nil		0		
14.	No. of faculties received International/National/State/University level	a. 3 or more	√	5	05	
		b. 2		3		
		c. 1		2		
		d. Nil		0		
15.	No. of personality Development programme organized for student in last three years	a. 9 or more	√	5	03	47
		b. Between 6-9		3		
		c. Between 1-3		2		
		d. Nil		0		
F	Result and Placements (25 Marks)					
1.	No. of students in University merit list in final year in last three years	a. 3 or more	√	3	01	
		b. 2		2		
		c. 1		1		
		d. Nil		0		
2.	No. of students passed in first class and above	a. Above 60%	√	2	02	
		b. Between 30-60%		1		
		c. Below 30%		0		



3.	Average result of final year of last 3 years	a. Above 90%		3		
		b. Between 75-90%	v	2	02	
		c. Between 60-75%		1		
		d. Less than 60%		0		
4.	Campus placement of final year students during last 3 years	a. Above 30%		3		
		b. Between 20%-30%		2		
		c. Below 20%	v	1	01	
		d. Nil		0		
5.	Students going for higher education during last 3 years	a. Above 70%		3		
		b. Between 50%-70%		2		
		c. Below 50%	v	1	01	
		d. Nil		0		
6.	Faculty recognition for guiding research (M.Phil /Ph.D.)	a. 5 or more	v	5	05	
		b. Between 3-5		3		
		c. Between 1-2		1		
		d. Nil		0		
7.	Awards and recognition received for extension activities during last three years by the college	Yes	v	2	02	
		No		0		
8.	Awards and recognition received for extension activities during last three years by the faculty	Yes	v	2	02	
		No		0		
9.	Awards and recognition received for extension activities during last three years by the student	Yes	v	2	02	18
		No		0		
G Extracurricular Activities (10 Marks)						
1.	Sports competition organized at National/State level in last 3 years	Yes	v	2	02	
		No		0		
2.	Organization of state level Quiz/Elocution competition in last three years	Yes	v	2	00	
		No		0		
3.	Organization of Youthfestival at University level events during last 3 years	Yes	v	2	00	
		No		0		
4.	Organization of NCC/NSS camp at district level during last 3 years	Yes	v	2	02	
		No		0		
5.	Organization of Inter zonal/Zonal sports competitions during last 3 years	Yes	v	2	02	06
		No		0		



Criteria VI Socio - Economic Criteria(20 marks)

Sr.No.	Criteria	Observation	Mark	Marks Allotted	Marks Obtained	Remarks
1.	Whether alumni association exist or not?	a. Registered		4		
		b. Unregistered	v	2	02	
		c. Not existing		0		
2.	Alumni meet organized once in a year?	Yes	v	2	02	
		No		0		
3.	Contribution of Alumni in development of college (Expert lectures/ Placements/ Funding/ Sponsorship etc.)	a. Multiple activities	v	4	04	
		b. Single activity		2		
		c. No activity		0		
4.	No. of MOU with Industry, Government, NGO or any other organization	a. 3 or more	v	5	05	
		b. Between 1-2		2		
		c. Nil		0		
5.	College organized blood donation camp during last 3 years	a. 2 or more	v	2	02	
		b. 1		1		
		c. Nil		0		
6.	No. of programmes organized forenvironmental awareness	a. 3	v	3	03	18
		b. 2		2		
		c. 1		1		
		d. Nil		0		

10. SUMMARY OF MARK DISTRIBUTION FOR INSPECTION

Sr. No.	Criteria	Allotted marks	Marks Obtained
1.	Governance and Policy Making	20	20
2.	Infrastructure and Student Amenities	60	53
3.	Management of Finance	20	19
4.	Administrative Criteria	30	26
5.	Academic Criteria	150	118
	A. Accreditation	05	5
	B. Human Resource	25	22
	C. Learning Resources	10	09
	D. Curriculum coverage	15	10
	E. Faculty and Students Development	60	47
	F. Result and Placements	25	18
	G. Extracurricular Activities	10	06
6.	Socio - Economic Criteria	20	18
	TOTAL MARKS	300	253



11. Recommendations of the Academic and Administrative audit Committee:

The academic and administration Committee unanimously/by majority states that the academic status of Shripatrao Chougule Arts and Science College, Malwadi - Kotoli is excellent.

Gradation of college based on the marks obtained in the Academic Inspection		
Grade	Percentage of Marks obtained	Remarks
A	More than 70%	Excellent (Issue letter of)
B	Between 60 and 70 %	Good
C	Between 50 and 60 %	Satisfactory
D	Between 40 and 50 %	Poor (Issue warning)
E	Less than 40 %	Very poor (Issue show cause)

Governance and Policy Making

The college has a well defined three-tier governance system, i.e., the Management headed by Hon Chairman, the college administration headed by the Principal and various Academic and Administrative and Statutory College Committees having the college staff as members. It is observed that there is a healthy relationship among the three tier members and they have established a very good rapport with the University, Government and the stakeholders. Therefore, the policy making is worked out and efficiently carried out by all the members. The policies implemented are quite relevant to the changing face of Indian academics which has been seeking to achieve ranking at national and international level.

II Infrastructure and Student Amenities

The management deserves a full credit for creating a very space-effective and academic ambience on the college campus. It appears that there have been consistent efforts to update the infrastructure with suitable amenities. Of course, there are notable amenities like pure drinking water, convenient transport and special facilities for girl students and female staff members. There is a very well maintained hostel for boys and girls with a well equipped gymnasium hall. There are very good indoor and outdoor game facilities.

III Management of Finance

The financial matters are looked after by the management and College Development Committee and the Principal has been a drawing and disbursing authority. All the account books are maintained as per the accounts code and the credits and debits are mostly followed by the College Annual Budget approved by the CDC.



IV Administrative Criteria

The college administration has been three-tiered as pointed out earlier- the government level. The university level and the management-college level. The duties are allotted to teaching and non-teaching staff and they are properly monitored by the Principal. The service books of the staff are very well maintained and financial audits are carried out in the stipulated time. The functioning of various academic and administrative committees is found according to the objectives defined by the college.

V Academic Criteria

Taking into account the academic records of the college, it can be said that this college has achieved a great distinction in the field of higher education. The entire academic work is carried out as per the properly worked out Academic Calendar. All the teachers have duly maintained their Academic Diaries and they have done the examination duties in terms of Supervision, Assessment, Internal Assessment, etc. Some of the teachers are working on the academic bodies like Board of Studies, Academic Council of the university. They have also organised seminars and conferences on various themes. Some departments have conducted Bridge and Remedial courses alongwith short term certificate courses. Some departments have taken students on industrial visits and academic

VI Socio-Economic Criteria

The institution has socio- economic relevance with respect to local district. In the field of higher education, Institute made a valuable contribution as far as value added, CoCetc courses been successfully organized and evaluated. As the curriculum is concern, some things may be modified when institution getting an autonomous status.

Suggestions:

1. When the Management will start the LLB Programme they have to make provision of infrastructure.
2. International level Seminars/Conference be organised in the college.
3. To send SSR to NAAC office Bangalore in time
4. Faculty members should Publish their research papers in UGC Care listed Journal and Pre - Reviewed Journal.





[Handwritten signature]

Member - 02/05/2024

DR. VILAS PATIL

[Handwritten signature]

Chairman

02/05/2024

Principal DR. J. K. PAWAR

6-5-3

6-4-3



Shivaji University Kolhapur

**Shripatrao Chougule Arts and Science College Malwadi -
Kotoli.**

Tal. Panhala, Dist. Kolhapur

ACADEMIC AUDIT 2022-2023

Recommended A. Grade

Date 22/05/2023



Infrastructure Information



Sr.N	Criteria	Marks Allotted	Observation	Marks Obtained	Committee Marks
	Class rooms				
1	Adequate well furnished class rooms as per University/Apex body norms ·Required No 26 ·Available No 26 ·√ Adequate (10) Marks ·Less than Adequate (5) Marks ·Not Adequate (0) Marks	10	Yes	10	10
2	Virtual Classroom with utilization ·If Yes (2) Marks ·No (0) Marks	2	No	0	0
3	Number of classrooms with ICT Facilities ·Above 50% facilities (5) Marks ·More than 25% facilities (3) Marks ·√ More than 10 % (2) Marks	5	Yes	2	2
	Laboratories				
1	No. and Size of Laboratories as per University Norms/Apex body ·Required No 8 ·Available No 8 ·√ Adequate (5) Marks ·Less than Adequate (3) Marks ·Not Adequate (0) Marks	5	Yes	5	5
2	Laboratory equipments available as per University /Apex body norms ·√ Adequate (5) Marks ·Less than Adequate (3) Marks ·Not Adequate (0) Marks	5	Yes	5	5
3	Computers available as per University/Apex body Norms ·√ Adequate (5) Marks ·Less than Adequate (3) Marks ·Not Adequate (0) Marks	5	Yes	5	5
	Library				
1	Books in the library (1:5 Students: Books) (For Professional Course, as decided by the apex bodies) ·√ A) Reference Text Books (3) Marks ·B) Periodicals (1) Marks ·√ C) News papers (1) Marks	5	Yes	5	4
2	Journals ·i. International (Two each) (2) Marks ·√ ii. National (Two each) (2) Marks ·√ iii. E Journals (Two each) (1) Marks	5	Yes	4	3
3	Digital Library Facilities: (E Journals /CD's/ DVD's/ Infinite/ Delnet etc.) ·√ Adequate (5) Marks ·Sufficient (3) Marks ·Insufficient (0) Marks	5	Yes	5	4
4	- ·√ Internet Facility provided to staff & utilization (2) Marks	2	Yes	2	2



Sr.N	Criteria	Marks Allotted	Observation	Marks Obtained	Committee Marks
5	- -√ Internet Facility for student with time table utilization (2) Marks	2	Yes	2	2
6	- -√ Book Bank Facility (2) Marks	2	Yes	2	2
7	Library is automated -Fully automated (5) Marks -√ Partially automated (3) Marks	5	Yes	3	3
8	Reading Room -√ A) Student (3) Marks -B) Faculty (1) Marks	4	Yes	4	3
9	Budget allocated for purchase of books and journals during the year -A) 2% or more than 2% of total budget excluding salary (3) Marks -√ B) Up to 2% of total budget excluding salary (1) Marks	3	Yes	1	1
Faculty					
1	No. of required Teaching Faculty -√ A. 100% Appointment- (14) Marks -B. 76% to 99% Appointment- (10) Marks -C. 51% to 75% Appointment (8) Marks -D. Below 50% Appointment- (0) Marks	14	Yes	14	14
2	- -Faculties deputed / sponsored for the improvement of academic qualification during last year. (3) Marks	3	No	0	0
Sports					
1	Gymkhana (with All Facilities) -√ A) Separate Room - (2) Marks -√ B) Indoor - (2) Marks -√ C) Outdoor (2) Marks	6	Yes	6	6
2	Well Equipped Playground -√ A) Own - (4) Marks -B) Rented - (2) Marks -C) On contract basis (1) Marks	4	Yes	4	4
Curricular and extracurricular activities					
1	- -√ 1. Separate room for N.S.S. (2) Marks -√ 2. Separate room for N.C.C (2) Marks	4	Yes	4	4
2	Facilities for extracurricular & Cultural Activities (4) Marks -√ Adequate (3) Marks -Sufficient (2) Marks	4	Yes	4	3

Laboratory and Laboratory equipments are not applicable to the college/Department, then consider 90 Marks for input and convert it accordingly

Grade :-

81% and Above = A+

71% to 80% = A

61% to 70% = B

51% to 60% = C


50% and Below = D

Total Marks :-	100.00	Committee Mark
Mark's of obtained :-	87.00	82.00
Percentage Of marks :-	87%	82.00%
Grade :-	A+	A+

Process (300 Marks)



Sr.N	Criteria	Marks Allotted	Observation	Marks Obtained	Committee Marks
	Teaching-Learning and Evaluation -				
1	The institution assesses the learning levels of the students, after admission and organizes special programs for advanced learners and slow learners ·√ Advanced Learners Program : (5) Marks ·√ Slow Learners Program : (5) Marks	10	Yes	10	10
2	Student centric methods, such as experiential learning, participative learning and problem solving methodologies etc. are used for enhancing learning experiences (02 Marks for each method -	30	Yes	30	28
3	Percentage of teachers using ICT for effective teaching with Learning Management Systems (LMS), E-learning resources etc ·√ 96 % to 100% Teachers (20) Marks ·76 % to 95 % Teachers (15) Marks ·51% to 75 % Teachers (10) Marks ·26 % to 50 % Teachers (5) Marks ·25 % & Less Teachers (2) Marks	20	Yes	20	20
4	Ratio of mentor to students for academic and stress related issues (Total Teacher : Total Students) (Mentor : Mentee) ·√ Mentor: Mentee Ratio (1:50) - (5) Marks ·Mentor: Mentee Ratio (1:75) - (3) Marks ·Mentor: Mentee Ratio (1:100 & Above) - (2) Marks	5	Yes	5	5
5	Number of capability enhancement and development schemes ·A. Guidance for competitive examinations ·B. Career Counseling ·C. Soft skill development ·D. Remedial coaching ·E. Language lab ·F. Bridge courses ·G. Yoga and Meditation ·H. Personal Counseling ·I. Brain Storming ·J. Any other ·√ 10 or more of the above (20) Marks ·Any 6 of the above (16) Marks ·Any 5 of the above (12) Marks ·Any 4 of the above (8) Marks ·Any 3 of the above (4) Marks	20	Yes	20	20
6	The Institution ensures effective curriculum delivery through a well planned and documented process ·√ Teaching Plan – (2) Marks ·√ Departmental meeting record for distribution of workload, timetable etc.- (1) Marks ·√ Feedback- (2) Marks	5	Yes	5	5
7	Augmentation of Physical Infrastructure like classrooms, laboratories, library, computer equipments, etc. during the year	5	Yes	5	5
8	Upgradation on Laboratory equipments during the year	5	Yes	5	5
9	Expenditure for purchase of books & Journals, CD's DVD's etc. during the year.	3	Yes	3	3



Sr.N	Criteria	Marks Allotted	Observation	Marks Obtained	Committee Marks
10	Expenditure for e-journals and online library during the year.	2	Yes	2	2
11	New Courses introduced of the total number of courses across all Programs offered during the year. <ul style="list-style-type: none"> ·√ Above 5 (10) Marks ·Between 3 to 5 (5) Marks ·Below 3 (3) Marks 	10	Yes	10	10
12	Number of value-added courses imparting transferable and life skills offered during the year <ul style="list-style-type: none"> ·100% Departments with at least one Value added Course (20) Marks ·76 % to 95 % (15) Marks ·√ 51% to 75 % (10) Marks ·26 % to 50 % (5) Marks ·25 % & below (2) Marks 	20	Yes	10	10
13	Institution has created an eco system for innovations including Incubation centre and other initiatives for creation and transfer of knowledge <ul style="list-style-type: none"> ·√ Established Incubation centre - (3) Marks ·√ Institution has created an eco system and Other initiatives for creation and transfer of Knowledge - (2) Marks 	5	Yes	5	5
14	Number of functional MoUs with institutions of National, International importance, other Universities, Industries, Corporate Houses etc. during the year (1 Mark for one functional MoU) (Maximum 10 Marks) <ul style="list-style-type: none"> ·MoUs with institutions of national, international importance ·MoUs with Other Universities ·MoUs with Industries & Corporate Houses 	10	Yes	5	5
15	Number of linkages for faculty exchange, student exchange, internship, field trip, on-the-job training, research, etc during the year (1 Mark for each activity) <ul style="list-style-type: none"> ·Number of linkages for faculty exchange ·Number of linkages for student exchange ·Number of linkages for internship ·Number of linkages for field trip ·Number of linkages for on-the-job training ·Number of linkages for research etc 	10	Yes	10	10
16	Percentage of students undertaking field projects / internships <ul style="list-style-type: none"> ·76% to 100% (10) Marks ·√ 51% to 75% (5) Marks ·1% to 50% (3) Marks 	10	Yes	5	5
17	Participation of College in different sports events of the university during last year. (Per Sport activity 1 Mark)	10	Yes	10	10
18	Organization & Participation Technical Quiz / Seminar / Paper presentation / Project competition / Cultural events during last year (Per Event 1 Mark)	10	Yes	10	10
19	Number of extension and outreach programs conducted in collaboration with industry, community and Non - Government Organizations through NSS/NCC/Red cross/YRC etc., during the year (Number of extension and outreach programs conducted) (1 Mark per activity)	10	Yes	10	10



Sr.N	Criteria	Marks Allotted	Observation	Marks Obtained	Committee Marks
20	Percentage of students participating in external activities with Government Organizations, Non-Government Organizations and programmes like Swachh Bharat, Aids Awareness, Gender Issue, etc. during the year · 1% to 25% (4) Marks · 26 % to 50% (10) Marks · 51 to 75% (12) Marks · 76% to 100% (15) Marks	15	Yes	15	15
21	Use of Learning Management System	5	No	0	0
22	Contribution in Lead College Scheme · By college as Participant (5) Marks · By College as Conducting authority (3) Marks	5	Yes	5	5
23	Contribution in SUK Journals	5	No	0	0
24	No. of Faculty Members assisted for university assessment Total Answer book by each faculty member · Assessed more than 50% their students admitted in college (5) Marks · Assessed less than 50% their students admitted in college (3) Marks · Assessed exactly admitted students in their college (2) Marks	5	Yes	5	5
25	Participation in Cultural Programme · International Level/National Level (3) Marks · State Level & University Level (2) Marks	5	Yes	2	2
26	Participation of University sponsored schemes at college level	5	Yes	5	5
	Research -				
1	Financial Assistance provided from college to faculty for research	5	Yes	5	5
2	Organizing workshops / seminars for inculcating research habits amongst teachers	5	Yes	5	5
3	Incubation centers in the Institutions	3	Yes	3	0
4	Leave and other incentives provided to teachers for research	3	Yes	3	3
5	The teachers benefited under FIP scheme of UGC during last three year.	5	No	0	0
6	Workshops / seminars organized during last three years for inculcating research habits amongst students	3	Yes	3	3
7	Research competitions, quiz etc. organized for students during last three years	5	Yes	5	5
8	Motivation for participation to students in research events like Avishkar etc.	3	Yes	3	3
9	Financial assistants provided to students for research activities from the institution	5	Yes	5	5
10	Participation in SUK sponsor research Scheme	5	No	0	0
11	Prospective Plans achieved by the College	2	Yes	2	2
	Sports -				
1	Sports Scholarship / Financial assistance provided to students.	3	Yes	3	3

Sr.N	Criteria	Marks Allotted	Observation	Marks Obtained	Committee Marks
2	Extra coaching provided to sportsman for petty Sports.	3	Yes	3	3
3	Financial assistant for dietary food, travelling for sports students.	3	Yes	3	3
4	Organized workshops / Seminars for sports students.	2	Yes	2	2

Grade :-

81% and Above = A+

71% to 80% = A

61% to 70% = B

51% to 60% = C

50% and Below = D

	College Marks	Committee Mark
Total Marks :-	300.00	
Mark's of obtained :-	257.00	252.00
Percentage Of marks :-	85.66	84.00%
Grade :-	A+	A+

Output (100 Marks)



Sr.N	Criteria	Marks Allotted	Observation	Marks Obtained	Committee Marks
1	Average result of final year of last year. <ul style="list-style-type: none"> ·√ 91% to 100% Result (10) Marks ·81% to 90 % Result (8) Marks ·71% to 80% Result (6) Marks ·61% to 70% Result (4) Marks ·60% & Below Result (2) Marks 	10	Yes	10	10
2	No. of students passed in first class and above in final year(last year) <ul style="list-style-type: none"> ·√ 71% to 100 % (5) Marks ·51% to 70 % (3) Marks ·26% to 50 % (2) Marks ·25% to 1 % (1) Marks 	5	Yes	5	5
3	No. of students in University merit list in final year (last year) (1 Mark for each student in Merit List) (Maximum 5 Marks)	5	No	0	0
4	Percentage of student progression to higher education (previous graduating batch) A. UG to PG/ B. PG to M. Phil./Ph. D: C. PhD to Post doctoral: <ul style="list-style-type: none"> ·61% to 100% (5) Marks ·41% to 60% (4) Marks ·√ 21% to 40% (3) Marks ·20% & Less (2) Marks 	5	Yes	3	3
5	Percentage of students qualifying in state/ national/ international level examinations during the year (e.g.: NET/SLET/GATE/ GMAT/ CAT/ GRE/TOEFL/Civil Services/State government examinations) <ul style="list-style-type: none"> ·No of appeared students ·No of Qualified students ·Above 2% (of appeared students) (5) Marks ·√ Less than 2% (of appeared students)- (2) Marks 	5	Yes	2	2
6	Percentage of placement of outgoing students during the last year Name of the employer with contact details Number of students placed Name of the employer with contact details Number of students placed <ul style="list-style-type: none"> ·31 % To 100% (5) Marks ·21 to 30% (3) Marks ·11 to 20 % (2) Marks ·√ 1 to 10% (1) Marks 	5	Yes	1	1
7	Number of research papers published in the Journals notified on UGC website during the years (ISSN Only- (Total Papers ÷ Total Teachers) ×100 <ul style="list-style-type: none"> ·No of Paper published ·Per teacher Three Papers-76 % to 100 % (10) Marks ·Per teacher Two Papers - 51% to 75 % (8) Marks ·√ Per teacher One Paper - 26 % to 50 % (5) Marks ·Per teacher Below One Paper – 1% to 25% (2) Marks 	10	Yes	10	8
8	Books and chapters in edited volumes / books published, and papers in national / international conference-proceedings per teacher during the year (ISBN / ISSN Only) <ul style="list-style-type: none"> ·Number of papers Published in Proceeding during Year:- (1 Mark per Paper, Maximum 5 Marks) ·Number of Books Published during Year :- (1 Mark Per Book, Maximum 5 Marks) ·Chapters in books Published during Year :- (0.5 Mark Per Chapter. Maximum 5 Marks) 	15	Yes	12	10

Sr.N	Criteria	Marks Allotted	Observation	Marks Obtained	Committee Marks
9	No. of faculty members presented papers in symposium / workshop / conference / seminar in last year. (1 Mark per Paper, Maximum 5 Marks)	5	Yes	5	5
10	No. of Faculties contributed as resource persons at QIP/symposium /workshop / conference / seminar in last year. (1 Mark per Resource Person, Maximum 5 Marks)	5	Yes	5	5
11	No. of Students Completed M. Phil/Ph. D under the guidance of faculty Members in College. (1 Mark per Student, Maximum 5 Marks)	5	No	0	0
12	No. of Major/Minor Research Projects undertaken by faculty. (1 Mark per Project, Maximum 5 Marks)	5	Yes	2	2
13	Number of awards and recognition received by faculty from Government /recognized bodies during the year (1 Mark per Award/Recognitions) Total Number of Awards & Recognitions :	5	No	0	0
14	Number of awards/medals for outstanding performance in sports/cultural activities at university/state/national/international level etc. (award for a team event should be counted as one) during the year · International (Sports/ Cultural) (3) Marks · National (Sports/ Cultural) (2) Marks	5	Yes	2	2
15	Sports Scholarship received by the college during last year.	5	Yes	5	5
16	Percentage of students benefitted by Vocational Education and Training (VET)/Skill education/professional education during the year · 51 to 100% (5) Marks · 26 to 50% (3) Marks · 1% to 25 % (2) Marks	5	Yes	3	3

Grade :-

81% and Above = A+

71% to 80% = A

61% to 70% = B

51% to 60% = C

50% and Below = D

College Marks

Committee Mark

Total Marks :-

100.00

Mark's of obtained :-

63.00

61.00

Percentage Of marks :-

63.00

61.00

Grade :-

B

B

Average Grade = A percentage = $\frac{395}{5} = 79\%$


22/05/2023


22/05/2023



[Handwritten Signature]
Member 22/05/2023

DR. VILAS PATIL

[Handwritten Signature]
Chairman - 22/05/2023

Principal DR. J. K. PAWAR

Infrastructure Information



Sr.N	Criteria	Marks Allotted	Observation	Marks Obtained	Committee Marks
	Class rooms				
1	Adequate well furnished class rooms as per University/Apex body norms · Required No 26 · Available No 26 · ✓ Adequate (10) Marks · Less than Adequate (5) Marks · Not Adequate (0) Marks	10	Yes	10	10
2	Virtual Classroom with utilization · If Yes (2) Marks · No (0) Marks	2	No	0	0
3	Number of classrooms with ICT Facilities · Above 50% facilities (5) Marks · More than 25% facilities (3) Marks · ✓ More than 10 % (2) Marks	5	Yes	2	2
	Laboratories				
1	No. and Size of Laboratories as per University Norms/Apex body · Required No 8 · Available No 8 · ✓ Adequate (5) Marks · Less than Adequate (3) Marks · Not Adequate (0) Marks	5	Yes	5	3
2	Laboratory equipments available as per University /Apex body norms · ✓ Adequate (5) Marks · Less than Adequate (3) Marks · Not Adequate (0) Marks	5	Yes	5	3
3	Computers available as per University/Apex body Norms · ✓ Adequate (5) Marks · Less than Adequate (3) Marks · Not Adequate (0) Marks	5	Yes	5	3
	Library				
1	Books in the library (1.5 Students: Books) (For Professional Course, as decided by the apex bodies) · ✓ A) Reference Text Books (3) Marks · B) Periodicals (1) Marks · ✓ C) News papers (1) Marks	5	Yes	4	4
2	Journals · i. International (Two each) (2) Marks · ✓ ii. National (Two each) (2) Marks · ✓ iii. E journals (Two each) (1) Marks	5	Yes	3	3
3	Digital Library Facilities: (E Journals /CD's/ DVD's/ Infinite/ Delnet etc.) · ✓ Adequate (5) Marks · Sufficient (3) Marks · Insufficient (0) Marks	5	Yes	5	3
4	· ✓ Internet Facility provided to staff & utilization (2) Marks	2	Yes	2	0



Sr.N	Criteria	Marks Allotted	Observation	Marks Obtained	Committee Marks
5	- -√ Internet Facility for student with time utilization (2) Marks	2	Yes	2	0
6	- -√ Book Bank Facility (2) Marks	2	Yes	2	2
7	Library is automated -Fully automated (5) Marks -√ Partially automated (3) Marks	5	Yes	3	3
8	Reading Room -√ A) Student (3) Marks -B) Faculty (1) Marks	4	Yes	3	3
9	Budget allocated for purchase of books and journals during the year -A) 2% or more than 2% of total budget excluding salary (3) Marks -√ B) Up to 2% of total budget excluding salary (1) Marks	3	Yes	1	1
	Faculty				
1	No. of required Teaching Faculty -√ A. 100% Appointment- (14) Marks -B. 76% to 99% Appointment- (10) Marks -C. 51% to 75% Appointment (8) Marks -D. Below 50% Appointment- (0) Marks	14	Yes	14	8
2	- -Faculties deputed / sponsored for the improvement of academic qualification during last year. (3) Marks	3	No	0	0
	Sports				
1	Gymkhana (with All Facilities) -√ A) Separate Room – (2) Marks -√ B) Indoor - (2) Marks -√ C) Outdoor (2) Marks	6	Yes	6	6
2	Well Equipped Playground -√ A) Own - (4) Marks -B) Rented - (2) Marks -C) On contract basis (1) Marks	4	Yes	4	4
	Curricular and extracurricular activities				
1	- -√ 1. Separate room for N.S.S. (2) Marks -√ 2. Separate room for N.C.C (2) Marks	4	Yes	4	2
2	Facilities for extracurricular & Cultural Activities (4) Marks -√ Adequate (3) Marks -Sufficient (2) Marks	4	Yes	3	2

Laboratory and Laboratory equipments are not applicable to the college/Department, then consider 90 Marks for input and convert it accordingly

Grade :-


- 81% and Above = A+
- 71% to 80% = A
- 61% to 70% = B
- 51% to 60% = C
- 50% and Below = D

	College Marks	Committee Mark
Total Marks :-	100.00	
Mark's of obtained :-	83.00	62.00
Percentage Of marks :-	83.00%	62.00%
Grade :-	A+	B


Process (300 Marks)



Sr.N	Criteria	Marks Allotted	Observation	Marks Obtained	Committee Marks
	Teaching-Learning and Evaluation -				
1	The institution assesses the learning levels of the students, after admission and organizes special programs for advanced learners and slow learners <ul style="list-style-type: none"> ·√ Advanced Learners Program : (5) Marks ·√ Slow Learners Program : (5) Marks 	10	Yes	10	5
2	Student centric methods, such as experiential learning, participative learning and problem solving methodologies etc. are used for enhancing learning experiences (02 Marks for each method -	30	Yes	28	15
3	Percentage of teachers using ICT for effective teaching with Learning Management Systems (LMS), E-learning resources etc <ul style="list-style-type: none"> ·√ 96 % to 100% Teachers (20) Marks ·76 % to 95 % Teachers (15) Marks ·51% to 75 % Teachers (10) Marks ·26 % to 50 % Teachers (5) Marks ·25 % & Less Teachers (2) Marks 	20	Yes	20	20
4	Ratio of mentor to students for academic and stress related issues (Total Teacher : Total Students) (Mentor : Mentee) <ul style="list-style-type: none"> ·√ Mentor: Mentee Ratio (1:50) - (5) Marks ·Mentor: Mentee Ratio (1:75) - (3) Marks ·Mentor: Mentee Ratio (1:100 & Above) - (2) Marks 	5	Yes	5	5
5	Number of capability enhancement and development schemes <ul style="list-style-type: none"> ·A. Guidance for competitive examinations ·B. Career Counseling ·C. Soft skill development ·D. Remedial coaching ·E. Language lab ·F. Bridge courses ·G. Yoga and Meditation ·H. Personal Counseling ·I. Brain Storming ·J. Any other ·√ 10 or more of the above (20) Marks ·Any 6 of the above (16) Marks ·Any 5 of the above (12) Marks ·Any 4 of the above (8) Marks ·Any 3 of the above (4) Marks 	20	Yes	20	20
6	The Institution ensures effective curriculum delivery through a well planned and documented process <ul style="list-style-type: none"> ·√ □ Teaching Plan – (2) Marks ·√ □ Departmental meeting record for distribution of workload, timetable etc.- (1) Marks ·√ □ Feedback- (2) Marks 	5	Yes	5	5
7	Augmentation of Physical Infrastructure like classrooms, laboratories, library, computer equipments, etc. during the year	5	Yes	5	2
8	Upgradation on Laboratory equipments during the year	5	Yes	5	5
9	Expenditure for purchase of books & Journals, CD's DVD's etc. during the year.	3	Yes	3	0



..N	Criteria	Marks Allotted	Observation	Marks Obtained	Committee Marks
10	Expenditure for e-journals and online library during the year.	2	Yes	2	2
11	New Courses introduced of the total number of courses across all Programs offered during the year. <ul style="list-style-type: none"> ·√ Above 5 (10) Marks ·Between 3 to 5 (5) Marks ·Below 3 (3) Marks 	10	Yes	10	10
12	Number of value-added courses imparting transferable and life skills offered during the year <ul style="list-style-type: none"> ·100% Departments with at least one Value added Course (20) Marks ·76 % to 95 % (15) Marks ·√ 51% to 75 % (10) Marks ·26 % to 50 % (5) Marks ·25 % & below (2) Marks 	20	Yes	10	2
13	Institution has created an eco system for innovations including Incubation centre and other initiatives for creation and transfer of knowledge <ul style="list-style-type: none"> ·√ Established Incubation centre - (3) Marks ·√ Institution has created an eco system and Other initiatives for creation and transfer of knowledge - (2) Marks 	5	Yes	5	0
14	Number of functional MoUs with institutions of National, International importance, other Universities, Industries, Corporate Houses etc. during the year (1 Mark for one functional MoU) (Maximum 10 Marks) <ul style="list-style-type: none"> ·MoUs with institutions of national, international importance ·MoUs with Other Universities ·MoUs with Industries & Corporate Houses 	10	Yes	3	3
15	Number of linkages for faculty exchange, student exchange, internship, field trip, onthe-job training, research, etc during the year (1 Mark for each activity) <ul style="list-style-type: none"> ·Number of linkages for faculty exchange ·Number of linkages for student exchange ·Number of linkages for internship ·Number of linkages for field trip ·Number of linkages for on-the-job training ·Number of linkages for research etc 	10	Yes	10	5
16	Percentage of students undertaking field projects / internships <ul style="list-style-type: none"> ·76% to 100% (10) Marks ·√ 51% to 75% (5) Marks ·1% to 50% (3) Marks 	10	Yes	5	5
17	Participation of College in different sports events of the university during last year. (Per Sport activity 1 Mark)	10	Yes	10	10
18	Organization & Participation Technical Quiz / Seminar / Paper presentation /Project competition / Cultural events during last year (Per Event 1 Mark)	10	Yes	10	5
19	Number of extension and outreach programs conducted in collaboration with industry, community and Non - Government Organizations through NSS/NCC/Red cross/YRC etc., during the year (Number of extension and outreach programs conducted) (1 Mark per activity)	10	Yes	10	10



S.N	Criteria	Marks Allotted	Observation	Marks Obtained	Committee Marks
20	Percentage of students participating in extension activities with Government Organizations, Non-Government Organizations and programs such as Swachh Bharat, Aids Awareness, Gender Issue, etc. during the year - 1% to 25% (4) Marks - 26 % to 50% (10) Marks - 51 to 75% (12) Marks - 76% to 100% (15) Marks	15	Yes	15	10
21	Use of Learning Management System	5	No	0	0
22	Contribution in Lead College Scheme - By college as Participant (5) Marks - By College as Conducting authority (3) Marks	5	Yes	5	5
23	Contribution in SUK Journals	5	No	0	0
24	No. of Faculty Members assisted for university assessment Total Answer book by each faculty member - Assessed more than 50% their students admitted in college (5) Marks - Assessed less than 50% their students admitted in college (3) Marks - Assessed exactly admitted students in their college (2) Marks	5	Yes	5	5
25	Participation in Cultural Programme - International Level/National Level (3) Marks - State Level & University Level (2) Marks	5	Yes	2	2
26	Participation of University sponsored schemes at college level	5	Yes	5	5
	Research -				
1	Financial Assistance provided from college to faculty for research	5	Yes	5	5
2	Organizing workshops / seminars for inculcating research habits amongst teachers	5	Yes	5	5
3	Incubation centers in the Institutions	3	Yes	3	0
4	Leave and other incentives provided to teachers for research	3	Yes	3	3
5	The teachers benefited under FIP scheme of UGC during last three year.	5	No	0	0
6	Workshops / seminars organized during last three years for inculcating research habits amongst students	3	Yes	3	3
7	Research competitions, quiz etc. organized for students during last three years	5	Yes	5	5
8	Motivation for participation to students in research events like Avishkar etc.	3	Yes	3	3
9	Financial assistants provided to students for research activities from the institution	5	Yes	5	5
10	Participation in SUK sponsor research Scheme	5	No	0	0
11	Prospective Plans achieved by the College	2	Yes	2	2
	Sports -				
1	Sports Scholarship / Financial assistance provided to students.	3	Yes	3	3



S.N	Criteria	Marks Allotted	Observation	Marks Obtained	Committee Marks
2	Extra coaching provided to sportsman for public Sports.	3	Yes	3	3
3	Financial assistant for dietary food, travelling etc. for sports students.	3	Yes	3	3
4	Organized workshops / Seminars for sports students.	2	Yes	2	2

Grade :-

- 81% and Above = A+
- 71% to 80% = A
- 61% to 70% = B
- 51% to 60% = C
- 50% and Below = D

	College Marks	Committee Mark
Total Marks :-	300.00	
Mark's of obtained :-	253.00	198.00
Percentage Of marks :-	84.33%	66.00%
Grade :-	A+	B



Sr.N	Criteria	Marks Allotted	Observation	Marks Obtained	Committee Marks
1	Average result of final year of last year. <ul style="list-style-type: none"> ·√ 91% to 100% Result (10) Marks ·81% to 90 % Result (8) Marks ·71% to 80% Result (6) Marks ·61% to 70% Result (4) Marks ·60% & Below Result (2) Marks 	10	Yes	10	10
2	No. of students passed in first class and above in final year(last year) <ul style="list-style-type: none"> ·√ 71% to 100 % (5) Marks ·51% to 70 % (3) Marks ·26% to 50 % (2) Marks ·25% to 1 % (1) Marks 	5	Yes	5	5
3	No. of students in University merit list in final year (last year) (1 Mark for each student in Merit List) (Maximum 5 Marks)	5	No	0	0
4	Percentage of student progression to higher education (previous graduating batch) A. UG to PG/ B. PG to M. Phil./Ph. D: C. PhD to Post doctoral: <ul style="list-style-type: none"> ·61% to 100% (5) Marks ·41% to 60% (4) Marks ·√ 21% to 40% (3) Marks ·20% & Less (2) Marks 	5	Yes	3	3
5	Percentage of students qualifying in state/ national/ international level examinations during the year (e.g.: NET/SLET/GATE/ GMAT/ CAT/ GRE/TOEFL/Civil Services/State government examinations) <ul style="list-style-type: none"> ·No of appeared students ·No of Qualified students ·Above 2% (of appeared students) (5) Marks ·√ Less than 2% (of appeared students)- (2) Marks 	5	Yes	2	2
6	Percentage of placement of outgoing students during the last year Name of the employer with contact details Number of students placed Name of the employer with contact details Number of students placed <ul style="list-style-type: none"> ·31 % To 100% (5) Marks ·21 to 30% (3) Marks ·11 to 20 % (2) Marks ·√ 1 to 10% (1) Marks 	5	Yes	1	1
7	Number of research papers published in the Journals notified on UGC website during the years (ISSN Only- (Total Papers ÷ Total Teachers) ×100 <ul style="list-style-type: none"> ·No of Paper published ·Per teacher Three Papers-76 % to 100 % (10) Marks ·Per teacher Two Papers - 51% to 75 % (8) Marks ·√ Per teacher One Paper - 26 % to 50 % (5) Marks ·Per teacher Below One Paper – 1% to 25% (2) Marks 	10	Yes	5	5
8	Books and chapters in edited volumes / books published, and papers in national / international conference-proceedings per teacher during the year (ISBN / ISSN Only) <ul style="list-style-type: none"> ·Number of papers Published in Proceeding during Year:- (1 Mark per Paper, Maximum 5 Marks) ·Number of Books Published during Year :- (1 Mark Per Book, Maximum 5 Marks) ·Chapters in books Published during Year :- (0.5 Mark Per Chapter. Maximum 5 Marks) 	15	Yes	10	8

Sl.No	Criteria	Marks Allotted	Observation	Marks Obtained	Committee Marks
9	No. of faculty members presented papers in seminar / workshop / conference / seminar in last year. (1 Mark per Paper, Maximum 5 Marks)	5	Yes	5	3
10	No. of Faculties contributed as resource persons at QIP/symposium /workshop / conference / seminar in last year. (1 Mark per Resource Person, Maximum 5 Marks)	5	Yes	5	5
11	No. of Students Completed M. Phil/Ph. D under the guidance of faculty Members in College. (1 Mark per Student, Maximum 5 Marks)	5	No	0	0
12	No. of Major/Minor Research Projects undertaken by faculty (1 Mark per Project, Maximum 5 Marks)	5	Yes	2	2
13	Number of awards and recognition received by faculty from Government /recognized bodies during the year (1 Mark per Award/Recognitions) Total Number of Awards & Recognitions :	5	No	0	0
14	Number of awards/medals for outstanding performance in sports/cultural activities at university/state/national/international level etc. (award for a team event should be counted as one) during the year - International (Sports/ Cultural) (3) Marks - National (Sports/ Cultural) (2) Marks	5	Yes	2	0
15	Sports Scholarship received by the college during last year.	5	Yes	5	0
16	Percentage of students benefitted by Vocational Education and Training (VET)/Skill education/professional education during the year - 51 to 100% (5) Marks - 26 to 50% (3) Marks - 1% to 25 % (2) Marks	5	Yes	3	3

Grade :-

81% and Above = A+
71% to 80% = A
61% to 70% = B
51% to 60% = C
50% and Below = D

	College Marks	Committee Mark
Total Marks :-	100.00	
Mark's of obtained :-	58.00	47.00
Percentage Of marks :-	58.00%	47.00%
Grade :-	C	D

Average Grade = B. Percentage = $\frac{307}{5} = 61.40\%$

Pell
13.5.2022

MBK
13.5.2022

(
mk
Member 13.5.22

Dr.A.B.Kavade



(
pk
Chairman 13.5.22

Dr.R.R.Kumbhar

